


LOGBOOK

#1

PLATINUM ENGINE LOG BOOK



CONTINENTAL MOTORS

LH

1. Approving National Aviation Authority/Country: FAA/United States		2. AUTHORIZED RELEASE CERTIFICATE FAA FORM 8130-3, AIRWORTHINESS APPROVAL TAG				3. Form Tracking Number: QAA# 46978	
4. Organization Name and Address: Quality Aircraft Accessories Inc. (QYIR334Y) 5746 E. Apache Tulsa, OK 74115		Phone: 1-877-833-6948 918-835-6948 Fax: 918-835-2804		5. Work Order/Invoice Number INV # 63481			
6. Item	7. Description	8. Part Number	9. Eligibility*	10. QTY	11. Serial/Batch Number	12. Status/Work	
1	MAGNETO	10-500556-1	(VARIOUS)	1	C298806D	Overhaul	
13. Remarks: <input checked="" type="checkbox"/> CSB641 CONDENSOR <input checked="" type="checkbox"/> MSB644 COIL & ROTOR (AD 94-01-03R2) <input checked="" type="checkbox"/> MSB645 500 HR. IMPULSE INSPECTION (AD 2005-12-06) The work identified in Block 12 and described in Block 13 except as otherwise specified was carried out in accordance with EASA 145 and in respect to that work the aircraft component is considered ready for release to service under EASA acceptance Certificate number EASA 145.5982 See Attached Work Order Summary for details. (2) pages (MECH: KW)							
14. Certifies the items identified above were manufactured in conformity to: <input type="checkbox"/> Approved design data and are in a condition for safe operation. <input type="checkbox"/> Non-approved design data specified in Block 13				19. <input checked="" type="checkbox"/> 14 CFR 43.9 Return to Service <input type="checkbox"/> Other regulation specified in Block 13 Certifies that unless otherwise specified in Block 13, the work identified in Block 12 and described in Block 13 was accomplished in accordance with Title 14, Code of Federal Regulations, part 43 and in respect to that work, the item(s) is (are) approved for return to service.			
15. Authorized Signature:		16. Approval/Authorization No.:		20. Authorized Signature: David Dutton		21. Approval/Certificate No.: QYIR334Y	
17. Name (Typed or Printed):		18. Date (m/d/y):		22. Name (Typed or Printed): David Dutton		23. Date (m/d/y): 03/18/08	

FAA Form 8130-3 (9-07) *Installer must cross check eligibility with applicable technical data.

RH

1. Approving National Aviation Authority/Country: FAA/United States		2. AUTHORIZED RELEASE CERTIFICATE FAA FORM 8130-3, AIRWORTHINESS APPROVAL TAG				3. Form Tracking Number: QAA# 46979	
4. Organization Name and Address: Quality Aircraft Accessories Inc. (QYIR334Y) 5746 E. Apache Tulsa, OK 74115		Phone: 1-877-833-6948 918-835-6948 Fax: 918-835-2804		5. Work Order/Invoice Number INV # 63481			
6. Item	7. Description	8. Part Number	9. Eligibility*	10. QTY	11. Serial/Batch Number	12. Status/Work	
1	MAGNETO	10-500556-1	(VARIOUS)	1	I049717R	Overhaul	
13. Remarks: <input checked="" type="checkbox"/> CSB641 CONDENSOR <input checked="" type="checkbox"/> MSB644 COIL & ROTOR (AD 94-01-03R2) <input checked="" type="checkbox"/> MSB645 500 HR. IMPULSE INSPECTION (AD 2005-12-06) The work identified in Block 12 and described in Block 13 except as otherwise specified was carried out in accordance with EASA 145 and in respect to that work the aircraft component is considered ready for release to service under EASA acceptance Certificate number EASA 145.5982 See Attached Work Order Summary for details. (2) pages (MECH: KW)							
14. Certifies the items identified above were manufactured in conformity to: <input type="checkbox"/> Approved design data and are in a condition for safe operation. <input type="checkbox"/> Non-approved design data specified in Block 13				19. <input checked="" type="checkbox"/> 14 CFR 43.9 Return to Service <input type="checkbox"/> Other regulation specified in Block 13 Certifies that unless otherwise specified in Block 13, the work identified in Block 12 and described in Block 13 was accomplished in accordance with Title 14, Code of Federal Regulations, part 43 and in respect to that work, the item(s) is (are) approved for return to service.			
15. Authorized Signature:		16. Approval/Authorization No.:		20. Authorized Signature: David Dutton		21. Approval/Certificate No.: QYIR334Y	
17. Name (Typed or Printed):		18. Date (m/d/y):		22. Name (Typed or Printed): David Dutton		23. Date (m/d/y): 03/18/08	

FAA Form 8130-3 (9-07) *Installer must cross check eligibility with applicable technical data.

1. Approving National Aviation Authority/Country: FAA/United States		2. AUTHORIZED RELEASE CERTIFICATE FAA FORM 8130-3, AIRWORTHINESS APPROVAL TAG				3. Form Tracking Number: QAA# 46059	
4. Organization Name and Address: Quality Aircraft Accessories Inc. (QYIR334Y) 5746 E. Apache Tulsa, OK 74115		Phone: 1-877-833-6948 918-835-6948 Fax: 918-835-2804		5. Work Order/Invoice Number INV # 62158			
6. Item	7. Description	8. Part Number	9. Eligibility*	10. QTY	11. Serial/Batch Number	12. Status/Work	
1	Alternator	649304	(VARIOUS)	1	062H4042	Overhaul	
13. Remarks: The work identified in Block 12 and described in Block 13 except as otherwise specified was carried out in accordance with EASA 145 and in respect to that work the aircraft component is considered ready for release to service under EASA acceptance Certificate number EASA 145.5982 See Attached Work Order Summary for details. (2) pages (MECH: CL)							
14. Certifies the items identified above were manufactured in conformity to: <input type="checkbox"/> Approved design data and are in a condition for safe operation. <input type="checkbox"/> Non-approved design data specified in Block 13				19. <input checked="" type="checkbox"/> 14 CFR 43.9 Return to Service <input type="checkbox"/> Other regulation specified in Block 13 Certifies that unless otherwise specified in Block 13, the work identified in Block 12 and described in Block 13 was accomplished in accordance with Title 14, Code of Federal Regulations, part 43 and in respect to that work, the item(s) is (are) approved for return to service.			
15. Authorized Signature:		16. Approval/Authorization No.:		20. Authorized Signature: David Dutton		21. Approval/Certificate No.: QYIR334Y	
17. Name (Typed or Printed):		18. Date (m/d/y):		22. Name (Typed or Printed): David Dutton		23. Date (m/d/y): 02/06/08	

FAA Form 8130-3 (1-07) *Installer must cross check eligibility with applicable technical data.

Airworthiness Approval Tag
User/Installer Responsibilities

It is important to understand that the existence of this Document alone does not automatically constitute authority to install the part/component/assembly.

Where the user/installer work in accordance with the national regulation of an Airworthiness Authority different than the Airworthiness Authority of the country specified in block 1 it is essential that the user/installer ensures that his/her Airworthiness Authority accepts parts/components/assemblies from the Airworthiness Authority to the country specified in block 1.

Statements in block 14 and 19 do not constitute installation certification. In all cases aircraft maintenance records must contain an installation certification issued in accordance with the national regulations by the user/installer before the aircraft may be flown.

Airworthiness Approval Tag
User/Installer Responsibilities

It is important to understand that the existence of this Document alone does not automatically constitute authority to install the part/component/assembly.

Where the user/installer work in accordance with the national regulation of an Airworthiness Authority different than the Airworthiness Authority of the country specified in block 1 it is essential that the user/installer ensures that his/her Airworthiness Authority accepts parts/components/assemblies from the Airworthiness Authority to the country specified in block 1.

Statements in block 14 and 19 do not constitute installation certification. In all cases aircraft maintenance records must contain an installation certification issued in accordance with the national regulations by the user/installer before the aircraft may be flown.

Airworthiness Approval Tag
User/Installer Responsibilities

It is important to understand that the existence of this Document alone does not automatically constitute authority to install the part/component/assembly.

Where the user/installer work in accordance with the national regulation of an Airworthiness Authority different than the Airworthiness Authority of the country specified in block 1 it is essential that the user/installer ensures that his/her Airworthiness Authority accepts parts/components/assemblies from the Airworthiness Authority to the country specified in block 1.

Statements in block 14 and 19 do not constitute installation certification. In all cases aircraft maintenance records must contain an installation certification issued in accordance with the national regulations by the user/installer before the aircraft may be flown.

PLATINUM ENGINE LOG BOOK



CONTINENTAL MOTORS

**USE ONLY FUEL CONFORMING TO ASTM D910
USE OF AUTOMOTIVE GAS IS NOT APPROVED.**



Teledyne Continental Motors, Inc.

A Teledyne Technologies Company

Printed: 08/23/2006

This engine model I0550N42, Serial No. 689951 was manufactured on 08/23/2006 by Teledyne Continental Motors in accordance with approved design data and the applicable requirements of Part 21 of the Federal Aviation Regulation. The approved design data for this engine incorporates all changes required by applicable Airworthiness Directives and Teledyne Continental Motors Service Bulletins.

19

TELEDYNE CONTINENTAL MOTORS

A TELEDYNE TECHNOLOGIES COMPANY

PRODUCTION CERTIFICATE NO. 505

Service Information

Service Bulletins and Technical Publications are available on a direct mail basis from the factory. Orders must be prepaid. Send for order form or call 334-438-3411, publications department, for information.

Engine Returns

All returned engines are to be shipped with this log book
Directly to:

**Teledyne Continental Motors
Abbeville Industrial Park
Suite 159
Abbeville, AL 36310**

Date		Total Time		Time Since Last Overhaul	
Hrs.	Min.	Hrs.	Min.	Hrs.	Min.

Engine Service and Maintenance Record

Installations, Inspections, Airworthiness Directives, Special Inspections, Modifications and Repairs

SATSIR MAINTENANCE CENTER 100 TOWER DRIVE #4 GREENVILLE, SOUTH CAROLINA 29607
 LOG ID# 2061 12-November-2006 WO# 1688 REF# 1688 LOG STICKER AC TT 48.5 HOBBS 60.0
 N183SR S/N 2174 CIRRUS SR22 TSNEW 48.5
 FHM 48.5

Pg 1 / 1

ENGINE

*COMPLETED PHASE I INSPECTION IAW CIRRUS MM 5-00 AND CIRRUS PROGRESSIVE INSPECTION PROGRAM. NEXT PHASE INSPECTION DUE AT 98.5 HRS TIME IN SERVICE.
 *DRAINED OIL; TOOK SAMPLE, KIT P/N X90100; REMOVED, INSPECTED, AND REPLACED OIL FILTER, P/N CH48108-1; SERVICED WITH 7 QTS AEROSHELL 15W50 OIL; INSTALLED NEW DRAIN PLUG GASKET, P/N MS35719-11. ALL IAW CIRRUS MM 12-20.

I CERTIFY THAT, IN ACCORDANCE WITH A PROGRESSIVE INSPECTION PROGRAM, A ROUTINE INSPECTION OF THE ENGINE, LANDING GEAR AND ICE PROTECTION SYSTEMS AND A DETAILED INSPECTION OF THE AVIONICS SYSTEM WERE PERFORMED, AND THE AIRPLANE AND COMPONENTS ARE APPROVED FOR RETURN TO SERVICE. PERTINENT DETAILS ARE ON FILE AT THIS AGENCY UNDER WORK ORDER #1688.

Tim Masters

TIM E. MASTERS IA/A&P# 2802663

12/12/06

DATE

SATSIR MAINTENANCE CENTER 100 TOWER DRIVE #4 GREENVILLE, SOUTH CAROLINA 29607
 LOG ID# 2171 08-December-2006 WO# 1767 REF# 1767 LOG STICKER AC TT 94.9 HOBBS 115.7
 N183SR S/N 2174 CIRRUS SR22 TSNEW 94.9
 FHM 94.9

Pg 1 / 1

ENGINE

*COMPLETED PHASE II INSPECTION IAW CIRRUS MM 5-00 AND CIRRUS PROGRESSIVE INSPECTION PROGRAM. COMPRESSION: #1 - 70/80; #2 - 68/80; #3 - 71/80; #4 - 72/80; #5 - 71/80; #6 - 70/80. NEXT PHASE DUE AT 144.9 HRS TIME IN SERVICE.
 *REMOVED, CLEANED, INSPECTED, AND REINSTALLED ALL FUEL INJECTORS. OPS/LEAK CHECK: GOOD. ALL IAW TCM X30634A MM 13-19. NEXT INSPECTION DUE AT 394.9 HRS TIME IN SERVICE.
 *DRAINED OIL; TOOK SAMPLE, KIT P/N X90100; REMOVED, INSPECTED, AND REPLACED OIL FILTER, P/N CH48108-1; SERVICED WITH 7 QTS AEROSHELL 15W50 OIL; INSTALLED NEW DRAIN PLUG GASKET, P/N MS35719-11. ALL IAW CIRRUS SR22 MM 12-10.
 *COMPLIED WITH FUEL SYSTEM SETUP PER SID 97-3C. OPS/LEAK CHECK: GOOD. ALL IAW TCM MM X30634A.
 *COMPLIED WITH TCM TOPCARE HEALTH CHECKLIST FORM, CYLINDER BORE INSPECTION, AND COMPRESSION CHECK PER SID 97-28 AND SB03-3.
 *ADJUSTED MAX FUEL FLOW TO PROPER SETTING. OPS CHECK: GOOD. ALL IAW TCM 97-3C.

I CERTIFY THAT, IN ACCORDANCE WITH A PROGRESSIVE INSPECTION PROGRAM, A ROUTINE INSPECTION OF THE LANDING GEAR SYSTEM AND A DETAILED INSPECTION OF THE ENGINE AND PROPELLER SYSTEM WERE PERFORMED, AND THE AIRPLANE AND COMPONENTS ARE APPROVED FOR RETURN TO SERVICE. PERTINENT DETAILS ARE ON FILE AT THIS AGENCY UNDER WORK ORDER #1767.

Richard D. Bannister

RICHARD D. BANNISTER IA/A&P# 250257611

DATE

SATSIR MAINTENANCE CENTER 100 TOWER DRIVE #4 GREENVILLE, SOUTH CAROLINA 29607
 LOG ID# 2311 12-January-2007 WO# 1841 REF# 1841 LOG STICKER AC TT 141.7 HOBBS 171.1
 N183SR S/N 2174 CIRRUS SR22 TSNEW 141.7
 FHM 141.7

Pg 1 / 1

ENGINE

*COMPLETED PHASE III INSPECTION IAW CIRRUS MM 5-00 AND CIRRUS PROGRESSIVE INSPECTION PROGRAM. NEXT PHASE DUE AT 191.7 HRS TIME IN SERVICE.
 *DRAINED OIL; TOOK SAMPLE, KIT P/N X90100; REMOVED, INSPECTED, AND REPLACED OIL FILTER, P/N CH48108-1; SERVICED WITH 7 QTS AEROSHELL 15W50 OIL; INSTALLED NEW DRAIN PLUG GASKET, P/N MS35719-11. LEAK CHECK: GOOD. ALL IAW CIRRUS SR22 MM 12-10.

I CERTIFY THAT, IN ACCORDANCE WITH A PROGRESSIVE INSPECTION PROGRAM, A ROUTINE INSPECTION OF THE ENGINE, ICE PROTECTION AND AIR CONDITIONING SYSTEMS AND A DETAILED INSPECTION OF THE LANDING GEAR SYSTEM WERE PERFORMED, AND THE AIRPLANE AND COMPONENTS ARE APPROVED FOR RETURN TO SERVICE. PERTINENT DETAILS ARE ON FILE AT THIS AGENCY UNDER WORK ORDER #1841.

Douglas Duncan

DOUGLAS DUNCAN IA/A&P# 237089496

01-18-07

DATE

SATSAIR MAINTENANCE CENTER 100 TOWER DRIVE #4 GREENVILLE, SOUTH CAROLINA 29607
LOG ID# 2498 19-February-2007 WO# 1966 REF# 1966 LOG STICKER AC TT 191.0 HOBBS 230.1
N183SR S/N 2174 CIRRUS SR22 TSNEW 191.0
FHM 191.0

Pg 1 / 1

ENGINE

*COMPLETED PHASE II INSPECTION IAW CIRRUS MM 5-00 AND CIRRUS PROGRESSIVE INSPECTION PROGRAM. NEXT PHASE DUE AT 241.0 HRS TIME IN SERVICE.
COMPRESSION: #1 - 74/80; #2 - 73/80; #3 - 72/80; #4 - 70/80; #5 - 70/80; #6 - 72/80.
*DRAINED OIL; TOOK SAMPLE, KIT P/N X90100; REMOVED, INSPECTED, AND REPLACED OIL FILTER, P/N CH48108-1; SERVICED WITH 7 QTS AEROSHELL 15W50 OIL; INSTALLED NEW DRAIN PLUG GASKET, P/N MS35719-11.
LEAK CHECK: GOOD. ALL IAW CIRRUS SR22 MM 12-10.
*COMPLIED WITH FUEL SYSTEM SETUP PER SID 97-3C. OPS/LEAK CHECK: GOOD. ALL IAW TCM MM X30634A.
*COMPLIED WITH TCM TOPCARE HEALTH CHECKLIST FORM, CYLINDER BORE INSPECTION, AND COMPRESSION CHECK PER SID 97-2B AND SB03-3.

I CERTIFY THAT, IN ACCORDANCE WITH A PROGRESSIVE INSPECTION PROGRAM, A ROUTINE INSPECTION OF THE LANDING GEAR SYSTEM AND A DETAILED INSPECTION OF THE ENGINE AND PROPELLER SYSTEM WERE PERFORMED, AND THE AIRPLANE AND COMPONENTS ARE APPROVED FOR RETURN TO SERVICE. PERTINENT DETAILS ARE ON FILE AT THIS AGENCY UNDER WORK ORDER #1966.

Tim Masters

TIM E. MASTERS IA/A&P# 2802663

2/19/07

DATE

SATSAIR MAINTENANCE CENTER 100 TOWER DRIVE #4 GREENVILLE, SOUTH CAROLINA 29607
LOG ID# 2638 15-March-2007 WO# 2044 REF# 2044 LOG STICKER AC TT 238.3 HOBBS 287.8
N183SR S/N 2174 CIRRUS SR22 TSNEW 238.3
FHM 238.3

Pg 1 / 1

ENGINE

*COMPLETED PHASE IV INSPECTION IAW CIRRUS MM 5-00 AND CIRRUS PROGRESSIVE INSPECTION PROGRAM. NEXT PHASE DUE AT 288.3 HRS TIME IN SERVICE.
*DRAINED OIL; TOOK SAMPLE, KIT P/N X90100; REMOVED, INSPECTED, AND REPLACED OIL FILTER, P/N CH48108-1; SERVICED WITH 7 QTS AEROSHELL 15W50 OIL; INSTALLED NEW DRAIN PLUG GASKET, P/N MS35719-11.
LEAK CHECK: GOOD. ALL IAW CIRRUS SR22 MM 12-10.

I CERTIFY THAT, IN ACCORDANCE WITH A PROGRESSIVE INSPECTION PROGRAM, A ROUTINE INSPECTION OF THE ENGINE, LANDING GEAR, ICE PROTECTION, AND AVIONICS SYSTEMS AND A DETAILED INSPECTION OF THE AIRFRAME EXTERIOR AND CAPS SYSTEM WERE PERFORMED, AND THE AIRPLANE AND COMPONENTS ARE APPROVED FOR RETURN TO SERVICE. PERTINENT DETAILS ARE ON FILE AT THIS AGENCY UNDER WORK ORDER #2044.

Yves Bangle

YVES BANGLE IA/A&P# 247969551

3-15-07

DATE

SATSAIR MAINTENANCE CENTER 100 TOWER DRIVE #4 GREENVILLE, SOUTH CAROLINA 29607
LOG ID# 2766 04-April-2007 WO# 2098 REF# 2098 LOG STICKER AC TT 285.9 HOBBS 344.1
N183SR S/N 2174 CIRRUS SR22 TSNEW 285.9
FHM 285.9

Pg 1 / 1

ENGINE

*COMPLETED PHASE II INSPECTION IAW CIRRUS MM 5-00 AND CIRRUS PROGRESSIVE INSPECTION PROGRAM. NEXT PHASE DUE AT 335.9 HRS TIME IN SERVICE.
COMPRESSION: #1 - 72/80; #2 - 72/80; #3 - 74/80; #4 - 74/80; #5 - 74/80; #6 - 74/80.
*DRAINED OIL; TOOK SAMPLE, KIT P/N X90100; REMOVED, INSPECTED, AND REPLACED OIL FILTER, P/N CH48108-1; SERVICED WITH 7 QTS AEROSHELL 15W50 OIL; INSTALLED NEW DRAIN PLUG GASKET, P/N MS35719-11.
LEAK CHECK: GOOD. ALL IAW CIRRUS SR22 MM 12-10.
*COMPLIED WITH FUEL SYSTEM SETUP PER SID 97-3C. OPS/LEAK CHECK: GOOD. ALL IAW TCM MM X30634A.
*COMPLIED WITH TCM TOPCARE HEALTH CHECKLIST FORM, CYLINDER BORE INSPECTION, AND COMPRESSION CHECK PER SID 97-2B AND SB03-3.

I CERTIFY THAT, IN ACCORDANCE WITH A PROGRESSIVE INSPECTION PROGRAM, A ROUTINE INSPECTION OF THE LANDING GEAR SYSTEM AND A DETAILED INSPECTION OF THE ENGINE AND PROPELLER SYSTEM WERE PERFORMED, AND THE AIRPLANE AND COMPONENTS ARE APPROVED FOR RETURN TO SERVICE. PERTINENT DETAILS ARE ON FILE AT THIS AGENCY UNDER WORK ORDER #2098.

Douglas Duncan

DOUGLAS DUNCAN IA/A&P# 237089496

4-4-07

DATE

SATSAIR MAINTENANCE CENTER 100 TOWER DRIVE #4 GREENVILLE, SOUTH CAROLINA 29607
LOG ID# 2857 25-April-2007 WO# 2186 REF# 2186 LOG STICKER AC TT 335.4 HOBBS 403.5
N183SR S/N 2174 CIRRUS SR22 TSNEW 335.4
FHM 335.4

Pg 1 / 1

ENGINE

*PERFORMED PHASE V INSPECTION IAW CIRRUS SR22 MM 5-00 AND CIRRUS PROGRESSIVE INSPECTION PROGRAM. NEXT PHASE INSPECTION DUE AT 385.4 HRS TIME IN SERVICE.
*DRAINED OIL; TOOK SAMPLE, KIT P/N X90100; REMOVED, INSPECTED, AND REPLACED OIL FILTER, P/N CH48108-1; SERVICED WITH 7 QTS AEROSHELL 15W50 OIL. LEAK CHECK: GOOD. ALL IAW CIRRUS SR22 MM 12-10.

I CERTIFY THAT, IN ACCORDANCE WITH A PROGRESSIVE INSPECTION PROGRAM, A ROUTINE INSPECTION OF THE ENGINE AND LANDING GEAR SYSTEM AND A DETAILED INSPECTION OF THE FLIGHT CONTROLS AND BELOW FLOOR, ICE PROTECTION, AND AIR CONDITIONING SYSTEMS WERE PERFORMED, AND THE AIRPLANE AND COMPONENTS ARE APPROVED FOR RETURN TO SERVICE. PERTINENT DETAILS ARE ON FILE AT THIS AGENCY UNDER WORK ORDER #2186.

Yves Bangle

YVES BANGLE IA/A&P# 247969551

4-25-07

DATE

LA MAG

1. Approving National Aviation Authority/Country: FAA/United States		2. AUTHORIZED RELEASE CERTIFICATE FAA FORM 8130-3, AIRWORTHINESS APPROVAL TAG				3. Form Tracking Number: QAA# 41194	
4. Organization Name and Address: Quality Aircraft Accessories Inc. (QYIR334Y) 5746 E. Apache Tulsa, OK 74115		Phone: 1-877-833-6948 918-835-6948 Fax: 918-835-2804				5. Work Order/Invoice Number INV # 54876	
6. Item	7. Description	8. Part Number	9. Eligibility*	10. QTY	11. Serial/Batch Number	12. Status/Work	
1	magneto	10-500556-1	(VARIOUS)	1	DOUGA081	Overhaul	
13. Remarks: MSB641 Condenser (Exchange) MSB644 Coil & ROTOR (AD94-01-03R7) MSB645 500 HR Impulse Inspection (AD2005-12-06)							
The work identified in Block 12 and described in Block 13 except as otherwise specified was carried out in accordance with EASA 145 and in respect to that work the aircraft component is considered ready for release to service under EASA acceptance Certificate number EASA 145.5982							
See Attached Work Order Summary for details. (2) pages (MECH: DLR)							
14. Certifies the items identified above were manufactured in conformity to: <input type="checkbox"/> Approved design data and are in a condition for safe operation <input type="checkbox"/> Non-approved design data specified in Block 13				19. <input checked="" type="checkbox"/> 14 CFR 43.9 Return to Service <input checked="" type="checkbox"/> Other regulation specified in Block 13 Certifies that unless otherwise specified in Block 13, the work identified in Block 12 and described in Block 13 was accomplished in accordance with Title 14, Code of Federal Regulations, part 43 and in respect to that work, the item(s) is (are) approved for return to service.			
15. Authorized Signature:		16. Approval/Authorization No.:		20. Authorized Signature: David Dutton		21. Approval/Certificate No.: QYIR334Y	
17. Name (Typed or Printed):		18. Date (m/d/y):		22. Name (Typed or Printed): David Dutton		23. Date (m/d/y): 06-21-07	

RH MAG

1. Approving National Aviation Authority/Country: FAA/United States		2. AUTHORIZED RELEASE CERTIFICATE FAA FORM 8130-3, AIRWORTHINESS APPROVAL TAG				3. Form Tracking Number: QAA# 41054	
4. Organization Name and Address: Quality Aircraft Accessories Inc. (QYIR334Y) 5746 E. Apache Tulsa, OK 74115		Phone: 1-877-833-6948 918-835-6948 Fax: 918-835-2804				5. Work Order/Invoice Number INV # 54690	
6. Item	7. Description	8. Part Number	9. Eligibility*	10. QTY	11. Serial/Batch Number	12. Status/Work	
1	MAGNETO	10-500556-1	(VARIOUS)	1	F150735DR	OVERHAUL	
13. Remarks: CSBG41 CONDENSOR MSBG44 COIL & ROTOR (AD94-01-03R2) MSBG45 500 HR. IMPULSE INSP. (AD3005-12-06) (EXCHANGE) The work identified in Block 12 and described in Block 13 except as otherwise specified was carried out in accordance with EASA 145 and in respect to that work the aircraft component is considered ready for release to service under EASA acceptance Certificate number EASA 145.5982 See Attached Work Order Summary for details. (2) pages (MECH: DLR)							
14. Certifies the items identified above were manufactured in conformity to: <input type="checkbox"/> Approved design data and are in a condition for safe operation <input type="checkbox"/> Non-approved design data specified in Block 13				19. <input checked="" type="checkbox"/> 14 CFR 43.9 Return to Service <input checked="" type="checkbox"/> Other regulation specified in Block 13 Certifies that unless otherwise specified in Block 13, the work identified in Block 12 and described in Block 13 was accomplished in accordance with Title 14, Code of Federal Regulations, part 43 and in respect to that work, the item(s) is (are) approved for return to service.			
15. Authorized Signature:		16. Approval/Authorization No.:		20. Authorized Signature: David Dutton		21. Approval/Certificate No.: QYIR334Y	
17. Name (Typed or Printed):		18. Date (m/d/y):		22. Name (Typed or Printed): David Dutton		23. Date (m/d/y): 06-15-07	

**Airworthiness Approval Tag
User/Installer Responsibilities**

It is important to understand that the existence of this Document alone does not automatically constitute authority to install the part/component/assembly.

Where the user/installer work in accordance with the national regulation of an Airworthiness Authority different than the Airworthiness Authority of the country specified in block 1 it is essential that the user/installer ensures that his/her Airworthiness Authority accepts parts/components/assemblies from the Airworthiness Authority to the country specified in block 1.

Statements in block 14 and 19 do not constitute installation certification. In all cases aircraft maintenance records must contain an installation certification issued in accordance with the national regulations by the user/installer before the aircraft may be flown.

**Airworthiness Approval Tag
User/Installer Responsibilities**

It is important to understand that the existence of this Document alone does not automatically constitute authority to install the part/component/assembly.

Where the user/installer work in accordance with the national regulation of an Airworthiness Authority different than the Airworthiness Authority of the country specified in block 1 it is essential that the user/installer ensures that his/her Airworthiness Authority accepts parts/components/assemblies from the Airworthiness Authority to the country specified in block 1.

Statements in block 14 and 19 do not constitute installation certification. In all cases aircraft maintenance records must contain an installation certification issued in accordance with the national regulations by the user/installer before the aircraft may be flown.

SATSAIR MAINTENANCE CENTER 100 TOWER DRIVE #4 GREENVILLE, SOUTH CAROLINA 29607
LOG ID# 3071 14-May-2007 WO# 2260 REF# 2260 LOG STICKER AC TT 384.5 HOBBS 463.5
N183SR S/N 2174 CIRRUS SR22 TSNEW 384.5
FHM 384.5

Pg 1 / 1

cord
actions,

ENGINE

*COMPLETED PHASE II INSPECTION IAW CIRRUS MM 5-00 AND CIRRUS PROGRESSIVE INSPECTION PROGRAM. NEXT PHASE DUE AT 434.5 FHM.
COMPRESSION: #1 - 75/80; #2 - 72/80; #3 - 78/80; #4 - 75/80; #5 - 78/80; #6 - 76/80.
*DRAINED OIL; TOOK SAMPLE, KIT P/N X90100; REMOVED, INSPECTED, AND REPLACED OIL FILTER, P/N CH48108-1; SERVICED WITH 7 QTS AEROSHELL 15W50 OIL; LEAK CHECK: GOOD. ALL IAW CIRRUS SR22 MM 12-10.
*COMPLIED WITH FUEL SYSTEM SETUP PER SID 97-3C. OPS/LEAK CHECK: GOOD. ALL IAW TCM MM X30634A.
*COMPLIED WITH TCM TOPCARE HEALTH CHECKLIST FORM, CYLINDER BORE INSPECTION, AND COMPRESSION CHECK PER SID 97-2B AND SB03-3.

I CERTIFY THAT, IN ACCORDANCE WITH A PROGRESSIVE INSPECTION PROGRAM, A ROUTINE INSPECTION OF THE LANDING GEAR SYSTEM AND A DETAILED INSPECTION OF THE ENGINE AND PROPELLER SYSTEM WERE PERFORMED, AND THE AIRPLANE AND COMPONENTS ARE APPROVED FOR RETURN TO SERVICE. PERTINENT DETAILS ARE ON FILE AT THIS AGENCY UNDER WORK ORDER #2260.

Tim E. Masters
TIM E. MASTERS IA/A&P# 2802663

5/14/07
DATE

SATSAIR MAINTENANCE CENTER 100 TOWER DRIVE #4 GREENVILLE, SOUTH CAROLINA 29607
LOG ID# 3176 07-June-2007 WO# 2357 REF# 2357 LOG STICKER AC TT 432.1 HOBBS 519.0
N183SR S/N 2174 CIRRUS SR22 TSNEW 432.1
FHM 432.1

Pg 1 / 1

ENGINE

*COMPLETED PHASE I INSPECTION IAW CIRRUS MM 5-00 AND CIRRUS PROGRESSIVE INSPECTION PROGRAM. NEXT PHASE DUE AT 482.1 FHM.
*DRAINED OIL; TOOK SAMPLE, KIT P/N X90100; REMOVED, INSPECTED, AND REPLACED OIL FILTER, P/N CH48108-1; SERVICED WITH 7 QTS AEROSHELL 15W50 OIL. LEAK CHECK: GOOD. ALL IAW CIRRUS SR22 MM 12-10.

I CERTIFY THAT, IN ACCORDANCE WITH A PROGRESSIVE INSPECTION PROGRAM, A ROUTINE INSPECTION OF THE ENGINE, LANDING GEAR AND ICE PROTECTION SYSTEMS AND A DETAILED INSPECTION OF THE AVIONICS SYSTEM WERE PERFORMED, AND THE AIRPLANE AND COMPONENTS ARE APPROVED FOR RETURN TO SERVICE. PERTINENT DETAILS ARE ON FILE AT THIS AGENCY UNDER WORK ORDER #2357.

YVES BANGLE
YVES BANGLE IA/A&P# 247969551

6-7-07
DATE

SATSAIR MAINTENANCE CENTER 100 TOWER DRIVE #4 GREENVILLE, SOUTH CAROLINA 29607
LOG ID# 3281 02-July-2007 WO# 2449 REF# 2449 LOG STICKER AC TT 480.6 HOBBS 574.6
N183SR S/N 2174 CIRRUS SR22 TSNEW 480.6
FHM 480.6

Pg 1 / 2

ENGINE

*COMPLETED PHASE II INSPECTION IAW CIRRUS MM 5-00 AND CIRRUS PROGRESSIVE INSPECTION PROGRAM. NEXT PHASE DUE AT 530.6 FHM.
COMPRESSION: #1 - 72/80; #2 - 68/80; #3 - 69/80; #4 - 74/80; #5 - 71/80; #6 - 71/80.
*DRAINED OIL; TOOK SAMPLE, KIT P/N X90100; REMOVED, INSPECTED, AND REPLACED OIL FILTER, P/N CH48108-1; SERVICED WITH 7 QTS AEROSHELL 15W50 OIL; INSTALLED NEW DRAIN PLUG GASKET, P/N MS35719-11. LEAK CHECK: GOOD. ALL IAW CIRRUS SR22 MM 12-10.
*COMPLIED WITH FUEL SYSTEM SETUP PER SID 97-3C. OPS/LEAK CHECK: GOOD. ALL IAW TCM MM X30634A.
*COMPLIED WITH TCM TOPCARE HEALTH CHECKLIST FORM, CYLINDER BORE INSPECTION, AND COMPRESSION CHECK PER SID 97-2B AND SB03-3.
*REMOVED MAGNETOS, P/N 10-500556-1, LH S/N D06HA172 AND RH S/N D06HA174, FOR 500 HOUR INTERNAL INSPECTION, AND INSTALLED OVERHAULED LH MAG, S/N D06GA081, AND OVERHAULED RH MAG, S/N F150735DR. OPS/LEAK CHECK: GOOD. ALL IAW CIRRUS SR22 MM 74-10. NEXT INSPECTION DUE AT 980.6 FHM.
*REMOVED AND REPLACED SPARK PLUG, P/N RHB325. VERIFIED ALL SPARK PLUGS INSTALLED. ALL IAW CIRRUS SR22 MM 74-20.

I CERTIFY THAT, IN ACCORDANCE WITH A PROGRESSIVE INSPECTION PROGRAM, A ROUTINE INSPECTION OF THE LANDING GEAR SYSTEM AND A DETAILED INSPECTION OF THE ENGINE AND PROPELLER SYSTEM WERE PERFORMED, AND THE AIRPLANE AND COMPONENTS ARE APPROVED FOR RETURN TO SERVICE. PERTINENT DETAILS ARE ON FILE AT THIS AGENCY UNDER WORK ORDER #2449.

Richard D. Bannister
RICHARD D. BANNISTER IA/A&P# 250257611

7-2-07
DATE

SATSAIR MAINTENANCE CENTER 100 TOWER DRIVE #4 GREENVILLE, SOUTH CAROLINA 29607
LOG ID# 3529 02-August-2007 WO# 2589 REF# 2589 LOG STICKER AC TT 527.3 HOBBS 630.0
N183SR S/N 2174 CIRRUS SR22 TSNEW 527.3
FHM 527.3

Pg 1 / 1

ENGINE

*COMPLETED PHASE III INSPECTION IAW CIRRUS MM 5-00 AND CIRRUS PROGRESSIVE INSPECTION PROGRAM. NEXT PHASE DUE AT 577.3 FHM.
*DRAINED OIL; TOOK SAMPLE, KIT P/N X90100; REMOVED, INSPECTED, AND REPLACED OIL FILTER, P/N CH48108-1; SERVICED WITH 7 QTS AEROSHELL 15W50 OIL; INSTALLED NEW DRAIN PLUG GASKET, P/N MS35719-11. LEAK CHECK: GOOD. ALL IAW CIRRUS SR22 MM 12-10.

I CERTIFY THAT, IN ACCORDANCE WITH A PROGRESSIVE INSPECTION PROGRAM, A ROUTINE INSPECTION OF THE ENGINE, ICE PROTECTION AND AIR CONDITIONING SYSTEMS AND A DETAILED INSPECTION OF THE LANDING GEAR SYSTEM WERE PERFORMED, AND THE AIRPLANE AND COMPONENTS ARE APPROVED FOR RETURN TO SERVICE. PERTINENT DETAILS ARE ON FILE AT THIS AGENCY UNDER WORK ORDER #2589.

YVES BANGLE
YVES BANGLE IA/A&P# 247969551

8-2-07
DATE

Date	Total Time		Time Since Last Overhaul		<h1>Engine Service and Maintenance Record</h1> <p>Installations, Inspections, Airworthiness Directives, Special Inspections, Modifications and Service Bulletins</p>
	Hrs.	Min.	Hrs.	Min.	

Brought Forward

SATSair MAINTENANCE CENTER 100 TOWER DRIVE #4 GREENVILLE, SOUTH CAROLINA 29607
LOG ID# 3669 21-August-2007 WO# 2651 REF# 2651 LOG STICKER AC TT 573.0 HOBBS 683.9
N183SR S/N 2174 CIRRUS SR22 TSNEW 573.0
 FHM 573.0 Pg 1 / 1

ENGINE
 *COMPLETED PHASE II INSPECTION IAW CIRRUS MM 5-00 AND CIRRUS PROGRESSIVE INSPECTION PROGRAM. NEXT PHASE DUE AT 623.0 FHM.
 COMPRESSION: #1 - 68/80; #2 - 75/80; #3 - 74/80; #4 - 70/80; #5 - 72/80; #6 - 72/80.
 *DRAINED OIL; TOOK SAMPLE, KIT P/N X90100; REMOVED, INSPECTED, AND REPLACED OIL FILTER, P/N CH48108-1; SERVICED WITH 7 QTS AEROSHELL 15W50 OIL; INSTALLED NEW DRAIN PLUG GASKET, P/N MS35719-11.
 LEAK CHECK: GOOD. ALL IAW CIRRUS SR22 MM 12-10.
 *COMPLIED WITH FUEL SYSTEM SETUP PER SID 97-3C. OPS/LEAK CHECK: GOOD. ALL IAW TCM MM X30634A.
 *COMPLIED WITH TCM TOPCARE HEALTH CHECKLIST FORM, CYLINDER BORE INSPECTION, AND COMPRESSION CHECK PER SID 97-2B AND SB03-3.
 *ADJUSTED ENGINE IDLE MIXTURE SETTING. OPS CHECK: GOOD. ALL IAW TCM SID 97-3C.

I CERTIFY THAT, IN ACCORDANCE WITH A PROGRESSIVE INSPECTION PROGRAM, A ROUTINE INSPECTION OF THE LANDING GEAR SYSTEM AND A DETAILED INSPECTION OF THE ENGINE AND PROPELLER SYSTEM WERE PERFORMED, AND THE AIRPLANE AND COMPONENTS ARE APPROVED FOR RETURN TO SERVICE. PERTINENT DETAILS ARE ON FILE AT THIS AGENCY UNDER WORK ORDER #2651.

Yves Bangle 247969551 *8-22-07*
 YVES BANGLE IA/A&P# 247969551 DATE

SATSair Maintenance Center 100 TOWER DRIVE #4 GREENVILLE, SC 29607
LOG ID# 3882 26-September-2007 WO# 2804 REF# 2804 LOG STICKER AC TT 623.4 HOBBS 739.1
N183SR S/N 2174 CIRRUS SR22
 FHM 573.0 Pg 1 / 1

ENGINE
 *COMPLETED PHASE IV INSPECTION IAW CIRRUS MM 5-00 AND CIRRUS PROGRESSIVE INSPECTION PROGRAM. NEXT PHASE DUE AT 673.4 FHM.
 E DRAINED OIL; TOOK SAMPLE, KIT P/N X90100; REMOVED, INSPECTED, AND REPLACED OIL FILTER, P/N CH48108-1; SERVICED WITH 7 QTS AEROSHELL 15W50 OIL; INSTALLED NEW DRAIN PLUG GASKET, P/N MS35719-11.
 LEAK CHECK: GOOD. ALL IAW CIRRUS SR22 MM 12-10.

I CERTIFY THAT, IN ACCORDANCE WITH A PROGRESSIVE INSPECTION PROGRAM, A ROUTINE INSPECTION OF THE ENGINE, LANDING GEAR, ICE PROTECTION, AND AVIONICS SYSTEMS AND A DETAILED INSPECTION OF THE AIRFRAME EXTERIOR AND CAPS SYSTEM WERE PERFORMED, AND THE AIRPLANE AND COMPONENTS ARE APPROVED FOR RETURN TO SERVICE. PERTINENT DETAILS ARE ON FILE AT THIS AGENCY UNDER WORK ORDER # 2804

DK 26-10973 *9/26/07*
 DOUG K. BOWLING A&P# 2640973 DATE

SATSair MAINTENANCE CENTER 100 TOWER DRIVE #4 GREENVILLE, SC 29607
LOG ID# 4382 23-October-2007 WO# 2914 REF# 2914 LOG STICKER AC TT 673.2 HOBBS 799.0
N183SR S/N 2174 CIRRUS SR22
 FHM 673.2 Pg 1 / 1

ENGINE
 COMPLETED PHASE II INSPECTION IAW CIRRUS MM 5-00 AND CIRRUS PROGRESSIVE INSPECTION PROGRAM. NEXT PHASE DUE AT 723.2 FHM.
 COMPRESSION: #1 - 76/80; #2 - 78/80; #3 - 78/80; #4 - 75/80; #5 - 78/80; #6 - 77/80.
 *DRAINED OIL; TOOK SAMPLE, KIT P/N X90100; REMOVED, INSPECTED, AND REPLACED OIL FILTER, P/N CH48108-1; SERVICED WITH 7 QTS PHILLIPS 20W50 OIL; INSTALLED NEW DRAIN PLUG GASKET, P/N MS35719-11.
 LEAK CHECK: GOOD. ALL IAW CIRRUS SR22 MM 12-10.
 *COMPLIED WITH FUEL SYSTEM SETUP PER SID 97-3C. OPS/LEAK/FLIGHT TEST: GOOD. ALL IAW TCM MM X30634A.
 *COMPLIED WITH TCM TOPCARE HEALTH CHECKLIST FORM, CYLINDER BORE INSPECTION, AND COMPRESSION CHECK PER SID 97-2B AND SB03-3. FLIGHT TEST GOOD.
 *REMOVED, INSPECTED, CLEANED, AND REINSTALLED FUEL INJECTORS WITH NEW SEALS AS NCESSARY IAW TCM X30634A CH 13. OPS/LEAK CHECK GOOD.
 *REMOVED AND REPLACED #6 UPPER SPARK PLUG, P/N RHB32S IAW TCM X30634A. OPS CHECK GOOD.

I CERTIFY THAT, IN ACCORDANCE WITH A PROGRESSIVE INSPECTION PROGRAM, A ROUTINE INSPECTION OF THE LANDING GEAR SYSTEM AND A DETAILED INSPECTION OF THE ENGINE AND PROPELLER SYSTEM WERE PERFORMED, AND THE AIRPLANE AND COMPONENTS ARE APPROVED FOR RETURN TO SERVICE. PERTINENT DETAILS ARE ON FILE AT THIS AGENCY UNDER WORK ORDER 2914.

Yves Bangle 247969551 *10-23-07*
 YVES BANGLE IA/A&P# 247969551 DATE

SATSair Maintenance Center 100 TOWER DRIVE #4 GREENVILLE, SC 29607
LOG ID# 4132 24-October-2007 WO# 2924 REF# 2924 LOG STICKER AC TT 675.4 HOBBS 802.5
N183SR S/N 2174 CIRRUS SR22
 FHM 675.4 Pg 1 / 1

ENGINE
 *CLEANED, INSPECTED AND REINSTALLED #5 CYLINDER UPPER AND LOWER SPARK PLUGS IAW CIRRUS SR22 MM 74-20. OPS CHECK: GOOD

THE AIRCRAFT, ENGINE, COMPONENT, PROPELLER OR APPLIANCE IDENTIFIED ABOVE WAS REPAIRED IN ACCORDANCE WITH CURRENT FEDERAL AVIATION AGENCY REGULATIONS AND IS HEREBY APPROVED FOR RETURN TO SERVICE WITH REGARDS TO MAINTENANCE PERFORMED. PERTINENT DETAILS ARE ON FILE AT THIS AGENCY UNDER WORK ORDER #2924.

Chester Matthew 3077146 *10-24-07*
 CHESTER MATTHEW A&P# 3077146 DATE

SATSair Maintenance Center 100 TOWER DRIVE #4 GREENVILLE, SC 29607
LOG ID# 4285 16-November-2007 WO# 3004 REF# 3004 LOG STICKER AC TT 720.9 HOBBS 853.4
N183SR S/N 2174 CIRRUS SR22 Pg 1 / 1
FHM 720.9

ENGINE

*COMPLETED PHASE V INSPECTION IAW CIRRUS MM 5-00 AND CIRRUS PROGRESSIVE INSPECTION PROGRAM. NEXT PHASE DUE AT 770.9 FHM.
*DRAINED OIL; TOOK SAMPLE, KIT P/N X90100; REMOVED, INSPECTED, AND REPLACED OIL FILTER, P/N CH48108-1; SERVICED WITH 7 QTS PHILLIPS 20W50-X/C OIL. LEAK CHECK: GOOD. ALL IAW CIRRUS SR22 MM 12-10.

I CERTIFY THAT, IN ACCORDANCE WITH A PROGRESSIVE INSPECTION PROGRAM, A ROUTINE INSPECTION OF THE ENGINE AND LANDING GEAR SYSTEM AND A DETAILED INSPECTION OF THE FLIGHT CONTROLS AND BELOW FLOOR, ICE PROTECTION, AND AIR CONDITIONING SYSTEMS WERE PERFORMED, AND THE AIRPLANE AND COMPONENTS ARE APPROVED FOR RETURN TO SERVICE. PERTINENT DETAILS ARE ON FILE AT THIS AGENCY UNDER WORK ORDER 3004.

Richard D. Bannister
RICHARD D. BANNISTER IA/A&P# 250257611 DATE

SATSair Maintenance Center 100 TOWER DRIVE #4 GREENVILLE, SC 29607
LOG ID# 4358 05-December-2007 WO# 3070 REF# 3070 LOG STICKER AC TT 768.9 HOBBS 907.8
N183SR S/N 2174 CIRRUS SR22 Pg 1 / 1
FHM 768.9

ENGINE

COMPLETED PHASE II INSPECTION IAW CIRRUS MM 5-00 AND CIRRUS PROGRESSIVE INSPECTION PROGRAM. NEXT PHASE DUE AT 818.9 FHM.
COMPRESSION: #1 - 75/80; #2 - 76/80; #3 - 74/80; #4 - 74/80; #5 - 76/80; #6 - 74/80.
*DRAINED OIL; TOOK SAMPLE, KIT P/N X90100; REMOVED, INSPECTED, AND REPLACED OIL FILTER, P/N CH48108-1; SERVICED WITH 7 QTS PHILLIPS 20W50-X/C OIL. LEAK CHECK: GOOD. ALL IAW CIRRUS SR22 MM 12-10.
*COMPLIED WITH FUEL SYSTEM SETUP PER SID 97-3D. OPS/LEAK/FLIGHT TEST: GOOD. ALL IAW TCM MM X30634A.
*COMPLIED WITH TCM TOPCARE HEALTH CHECKLIST FORM, CYLINDER BORE INSPECTION, AND COMPRESSION CHECK PER SID 97-2B AND SB03-3. FLIGHT TEST GOOD.
*REMOVED AND REPLACED #3 TOP SPARK PLUG, P/N RHB32S IAW CIRRUS SR22 MM 74-20. OPS CHECK GOOD.

I CERTIFY THAT, IN ACCORDANCE WITH A PROGRESSIVE INSPECTION PROGRAM, A ROUTINE INSPECTION OF THE LANDING GEAR SYSTEM AND A DETAILED INSPECTION OF THE ENGINE AND PROPELLER SYSTEM WERE PERFORMED, AND THE AIRPLANE AND COMPONENTS ARE APPROVED FOR RETURN TO SERVICE. PERTINENT DETAILS ARE ON FILE AT THIS AGENCY UNDER WORK ORDER 3070.

Doug K. Bowling
DOUG K. BOWLING A&P# 2640973 DATE

DLK

2601 Cessna Lane Kennesaw, GA 30144 DK7R795J 770-427-4954
LOG ID# 9831 14-December-2007
N183SR S/N 2174 CIRRUS SR22
AC TT 799.8 ~~HOBBS 799.8~~ Flight HOBBS 941.6
ENGINE TT 799.8

Pg 1 / 1

*** ENGINE LOG ENTRY ***

#2 ALTERNATOR FAILURE. RAN ENGINE, LOADED ELECTRICAL SYSTEM, COULD NOT DUPLICATE DISCREPANCY. ALL CHECKS NORMAL.

MAINTENANCE RELEASE.

THIS AIRCRAFT, AIRFRAME, AIRCRAFT ENGINE, OR APPLIANCE IDENTIFIED ABOVE WAS REPAIRED AND INSPECTED IN ACCORDANCE WITH CURRENT MAINTENANCE RULES OF THE FEDERAL AVIATION REGULATIONS AND IS APPROVED FOR RETURN TO SERVICE FOR WORK PERFORMED UNDER WO#7854 AT REPAIR STATION DK7R795J. PERTINENT DETAILS OF THE REPAIR ARE ON FILE AT THIS REPAIR STATION.

Daniel L. Kendall
Signed DK7R795J FOR DLK AVIATION, INC.

SATSAIR MAINTENANCE CENTER 100 TOWER DRIVE #4 GREENVILLE, SC 29607
LOG ID# 4482 26-December-2007 WO# 3141 REF# 3141 LOG STICKER AC TT 816.9 HOBBS 961.7
N183SR S/N 2174 CIRRUS SR22 Pg 1 / 1
FHM 816.9

ENGINE

*COMPLETED PHASE I INSPECTION IAW CIRRUS MM 5-00 AND CIRRUS PROGRESSIVE INSPECTION PROGRAM. NEXT PHASE DUE AT 866.9 FHM.
*DRAINED OIL; TOOK SAMPLE, KIT P/N X90100; REMOVED, INSPECTED, AND REPLACED OIL FILTER, P/N CH48108-1; SERVICED WITH 7 QTS PHILLIPS 20W50-X/C OIL AND AVBLEND. LEAK CHECK: GOOD. ALL IAW CIRRUS SR22 MM 12-10.

I CERTIFY THAT, IN ACCORDANCE WITH A PROGRESSIVE INSPECTION PROGRAM, A ROUTINE INSPECTION OF THE ENGINE, LANDING GEAR AND ICE PROTECTION SYSTEMS AND A DETAILED INSPECTION OF THE AVIONICS SYSTEM WERE PERFORMED, AND THE AIRPLANE AND COMPONENTS ARE APPROVED FOR RETURN TO SERVICE. PERTINENT DETAILS ARE ON FILE AT THIS AGENCY UNDER WORK ORDER 3141.

Tim E. Masters
TIM E. MASTERS IA/A&P# 2802663 DATE

SATSAIR MAINTENANCE CENTER 100 TOWER DRIVE #4 GREENVILLE, SC 29607
LOG ID# 4564 01-February-2008 WO# 3234 LOG STICKER AC TT 864.3 HOBBS 1016.0
N183SR S/N 2174 CIRRUS SR22 TSNEW 864.3
FHM 864.3

Pg 1 / 1

ENGINE

*COMPLETED PHASE II INSPECTION IAW CIRRUS MM 5-00 AND CIRRUS PROGRESSIVE INSPECTION PROGRAM. NEXT PHASE DUE AT 914.3 FHM.

COMPRESSION: #1 - 70/80; #2 - 70/80; #3 - 70/80; #4 - 72/80; #5 - 69/80; #6 - 75/80.

*DRAINED OIL; TOOK SAMPLE, KIT P/N X90100; REMOVED, INSPECTED, AND REPLACED OIL FILTER, P/N CH48108-1; SERVICED WITH 7 QTS PHILLIPS 20W50-X/C OIL. LEAK CHECK: GOOD. ALL IAW CIRRUS SR22 MM 12-10.

*COMPLIED WITH FUEL SYSTEM SETUP PER SID 97-3D. OPS/LEAK/FLIGHT TEST: GOOD. ALL IAW TCM MM X30634A.

*COMPLIED WITH TCM TOPCARE HEALTH CHECKLIST FORM, CYLINDER BORE INSPECTION, AND COMPRESSION CHECK PER SID 97-2B AND SB03-3. FLIGHT TEST GOOD.

I CERTIFY THAT, IN ACCORDANCE WITH A PROGRESSIVE INSPECTION PROGRAM, A ROUTINE INSPECTION OF THE LANDING GEAR SYSTEM AND A DETAILED INSPECTION OF THE ENGINE AND PROPELLER SYSTEM WERE PERFORMED, AND THE AIRPLANE AND COMPONENTS ARE APPROVED FOR RETURN TO SERVICE. PERTINENT DETAILS ARE ON FILE AT THIS AGENCY UNDER WORK ORDER #3234.

TIM E. MASTERS IA/A&P# 2802663

DATE

SATSAIR MAINTENANCE CENTER 100 TOWER DRIVE #4 GREENVILLE, SC 29607
LOG ID# 4725 22-February-2008 WO# 3305 REF# 3305 LOG STICKER AC TT 910.6 HOBBS 1069.0
N183SR S/N 2174 CIRRUS SR22 TSNEW 910.6
FHM 910.6

Pg 1 / 1

ENGINE

*COMPLETED PHASE III INSPECTION IAW CIRRUS MM 5-00 AND CIRRUS PROGRESSIVE INSPECTION PROGRAM. NEXT PHASE DUE AT 960.2 FHM.

*DRAINED OIL; TOOK SAMPLE, KIT P/N X90100; REMOVED, INSPECTED, AND REPLACED OIL FILTER, P/N CH48108-1; SERVICED WITH 7 QTS PHILLIPS 20W50-X/C OIL AND ONE CAN OF AVBLEND. LEAK CHECK: GOOD. ALL IAW CIRRUS SR22 MM 12-10.

I CERTIFY THAT, IN ACCORDANCE WITH A PROGRESSIVE INSPECTION PROGRAM, A ROUTINE INSPECTION OF THE ENGINE, ICE PROTECTION AND AIR CONDITIONING SYSTEMS AND A DETAILED INSPECTION OF THE LANDING GEAR SYSTEM WERE PERFORMED, AND THE AIRPLANE AND COMPONENTS ARE APPROVED FOR RETURN TO SERVICE. PERTINENT DETAILS ARE ON FILE AT THIS AGENCY UNDER WORK ORDER #3305.

YVES BANGLE IA/A&P# 247969551

DATE

SATSAIR MAINTENANCE CENTER 100 TOWER DRIVE #4 GREENVILLE, SC 29607
LOG ID# 4815 08-March-2008 WO# 3367 REF# 3367 LOG STICKER AC TT 931.6 HOBBS 1094.0
N183SR S/N 2174 CIRRUS SR22 TSNEW 931.6
FHM 931.6

Pg 1 / 1

ENGINE

*REMOVED AND REPLACED TACH SENSOR, P/N 655862, IAW TCM MANUAL X30568A. GROUND CHECK: GOOD.

THE AIRCRAFT, ENGINE, COMPONENT, PROPELLER OR APPLIANCE IDENTIFIED ABOVE WAS REPAIRED IN ACCORDANCE WITH CURRENT FEDERAL AVIATION AGENCY REGULATIONS AND IS HEREBY APPROVED FOR RETURN TO SERVICE WITH REGARDS TO MAINTENANCE PERFORMED. PERTINENT DETAILS ARE ON FILE AT THIS AGENCY UNDER WORK ORDER #3367.

TIM E. MASTERS IA/A&P# 2802663

DATE

SATSAIR MAINTENANCE CENTER 100 TOWER DRIVE #4 GREENVILLE, SC 29607
LOG ID# 4935 21-March-2008 WO# 3396 REF# 3396 LOG STICKER AC TT 955.8 HOBBS 1121.8
N183SR S/N 2174 CIRRUS SR22 TSNEW 955.8
FHM 955.8

Pg 1 / 2

ENGINE

*COMPLETED PHASE II INSPECTION IAW CIRRUS MM 5-00 AND CIRRUS PROGRESSIVE INSPECTION PROGRAM. NEXT PHASE DUE AT 1005.3 FHM.

COMPRESSION: #1 - 72/80; #2 - 76/80; #3 - 75/80; #4 - 74/80; #5 - 76/80; #6 - 72/80.

*REMOVED LH MAGNETO, P/N 10-500556-1, S/N D06GAD81, FOR 500 HOUR INSPECTION, AND INSTALLED OVERHAULED MAG, S/N C298806D. REMOVED RH MAGNETO, P/N 10-500556-1, S/N F150735DR, FOR 500 HOUR INSPECTION, AND INSTALLED OVERHAULED MAG, S/N I049717DR. ALL IAW TCM MANUAL X30634A CH 12. OPS/LEAK CHECK: GOOD. NEXT INSPECTION DUE AT 1455.8 FHM.

*REMOVED PRIMARY ALTERNATOR, P/N 649304, S/N A169008.0R, FOR 500 HOUR INSPECTION, AND INSTALLED OVERHAULED ALTERNATOR, S/N 002HA042, IAW CIRRUS SR22 MM 24-30. OPS/LEAK CHECK: GOOD. NEXT INSPECTION DUE AT 1455.8 FHM.

*REMOVED, CLEANED, INSPECTED, AND REINSTALLED ALL FUEL INJECTORS WITH NEW SEALS, P/N 630979-9, X1473, 640612. OPS/LEAK CHECK: GOOD. ALL IAW TCM MANUAL X30634A CH 13. NEXT DUE AT 1255.8 FHM OR 3/31/2009.

*COMPLIED WITH FUEL SYSTEM SETUP PER SID 97-3D. OPS/LEAK/FLIGHT TEST: GOOD. ALL IAW TCM MM X30634A.

*COMPLIED WITH TCM TOPCARE HEALTH CHECKLIST FORM, CYLINDER BORE INSPECTION, AND COMPRESSION CHECK PER SID 97-2B AND SB03-3. FLIGHT TEST GOOD.

*DRAINED OIL; TOOK SAMPLE, KIT P/N X90100; REMOVED, INSPECTED, AND REPLACED OIL FILTER, P/N CH48108-1; SERVICED WITH 7 QTS PHILLIPS 20W50-X/C OIL AND AVBLEND. LEAK CHECK: GOOD. ALL IAW CIRRUS SR22 MM 12-10.

*REMOVED AND REPLACED #2 AND #6 CYLINDER SPARK PLUGS, P/N RHB32S, IAW CIRRUS SR22 MM 74-20.

I CERTIFY THAT, IN ACCORDANCE WITH A PROGRESSIVE INSPECTION PROGRAM, A ROUTINE INSPECTION OF THE LANDING GEAR SYSTEM AND A DETAILED INSPECTION OF THE ENGINE AND PROPELLER SYSTEM WERE PERFORMED, AND

THE AIRPLANE AND COMPONENTS ARE APPROVED FOR RETURN TO SERVICE. PERTINENT DETAILS ARE ON FILE AT THIS AGENCY UNDER WORK ORDER #3396.

RICHARD D. BANNISTER IA/A&P# 250257611

DATE

ord
ions,

Broug

SATSair Maintenance Center 100 TOWER DRIVE #4 GREENVILLE, SC 29607
LOG ID# 5165 18-April-2008 WO# 3493 REF# 3493 AC TT 1005.2 HOBBS 1177.2
N183SR S/N 2174 CIRRUS SR22
FHM 1005.2

Pg 1 / 1

ENGINE

*COMPLETED PHASE IV INSPECTION IAW CIRRUS MM 5-00 AND CIRRUS PROGRESSIVE INSPECTION PROGRAM. NEXT PHASE DUE AT 1055.0 FHM.

I CERTIFY THAT, IN ACCORDANCE WITH A PROGRESSIVE INSPECTION PROGRAM, A ROUTINE INSPECTION OF THE ENGINE, LANDING GEAR, ICE PROTECTION, AND AVIONICS SYSTEMS AND A DETAILED INSPECTION OF THE AIRFRAME EXTERIOR AND CAPS SYSTEM WERE PERFORMED, AND THE AIRPLANE AND COMPONENTS ARE APPROVED FOR RETURN TO SERVICE. PERTINENT DETAILS ARE ON FILE AT THIS AGENCY UNDER THE WORK ORDER LISTED ABOVE.

Douglas Duncan
DOUGLAS DUNCAN IA/A&P# 237089496

4-18-08
DATE

SATSair Maintenance Center 100 TOWER DRIVE #4 GREENVILLE, SC 29607
LOG ID# 5217 01-May-2008 WO# 3570 REF# 3570 AC TT 1049.3 HOBBS 1228.3
N183SR S/N 2174 CIRRUS SR22 TSNEW 1049.3
FHM 1049.3

Pg 1 / 1

ENGINE

*COMPLETED PHASE II INSPECTION IAW CIRRUS MM 5-00 AND CIRRUS PROGRESSIVE INSPECTION PROGRAM. NEXT PHASE DUE AT 1099.3 FHM.

COMPRESSION: #1 - 65/80; #2 - 69/80; #3 - 71/80; #4 - 68/80; #5 - 70/80; #6 - 64/80.

*DRAINED OIL; TOOK SAMPLE, KIT P/N X90100; REMOVED, INSPECTED, AND REPLACED OIL FILTER, P/N CH48108-1; SERVICED WITH 7 QTS PHILLIPS 20W50-X/C OIL. LEAK CHECK: GOOD. ALL IAW CIRRUS SR22 MM 12-10.

*COMPLIED WITH FUEL SYSTEM SETUP PER SID 97-3D. OPS/LEAK/FLIGHT TEST: GOOD. ALL IAW TCM MM X30634A. *COMPLIED WITH TCM TOPCARE HEALTH CHECKLIST FORM, CYLINDER BORE INSPECTION, AND COMPRESSION CHECK PER SID 97-2B AND SB03-3. FLIGHT TEST GOOD.

I CERTIFY THAT, IN ACCORDANCE WITH A PROGRESSIVE INSPECTION PROGRAM, A ROUTINE INSPECTION OF THE LANDING GEAR SYSTEM AND A DETAILED INSPECTION OF THE ENGINE AND PROPELLER SYSTEM WERE PERFORMED, AND THE AIRPLANE AND COMPONENTS ARE APPROVED FOR RETURN TO SERVICE. PERTINENT DETAILS ARE ON FILE AT THIS AGENCY UNDER THE WORK ORDER LISTED ABOVE.

Tim Masters
TIM E. MASTERS IA/A&P# 2802663

5/1/08
DATE

SATSair Maintenance Center 100 TOWER DRIVE #4 GREENVILLE, SC 29607
LOG ID# 5410 27-May-2008 WO# 3655 REF# 3655 AC TT 1099.6 HOBBS 1286.9
N183SR S/N 2174 CIRRUS SR22
FHM 1099.6

Pg 1 / 1

ENGINE

*COMPLETED PHASE V INSPECTION IAW CIRRUS MM 5-00 AND CIRRUS PROGRESSIVE INSPECTION PROGRAM. NEXT PHASE DUE AT 1149.6 FHM.

*DRAINED OIL; TOOK SAMPLE, KIT P/N X90100; REMOVED, INSPECTED, AND REPLACED OIL FILTER, P/N CH48108-1; SERVICED WITH 7 QTS PHILLIPS 20W50-X/C OIL. LEAK CHECK: GOOD. ALL IAW CIRRUS SR22 MM 12-10.

I CERTIFY THAT, IN ACCORDANCE WITH A PROGRESSIVE INSPECTION PROGRAM, A ROUTINE INSPECTION OF THE ENGINE AND LANDING GEAR SYSTEM AND A DETAILED INSPECTION OF THE FLIGHT CONTROLS AND BELOW FLOOR, ICE PROTECTION, AND AIR CONDITIONING SYSTEMS WERE PERFORMED, AND THE AIRPLANE AND COMPONENTS ARE APPROVED FOR RETURN TO SERVICE. PERTINENT DETAILS ARE ON FILE AT THIS AGENCY UNDER THE WORK ORDER LISTED ABOVE.

Yes Bangle
YES BANGLE IA/A&P# 247969551

5-22-08
DATE

SATSair Maintenance Center 100 TOWER DRIVE #4 GREENVILLE, SC 29607
LOG ID# 5537 20-June-2008 WO# 3774 REF# 3774 AC TT 1118.1 HOBBS 1307.7
N183SR S/N 2174 CIRRUS SR22
FHM 1307.7

Pg 1 / 1

ENGINE

*REMOVED ALL CYLINDERS AND INSTALLED NEW CYLINDERS, S/N AC06AB927, AC05ED109, AC06AA715, AC06BA068, AC06EC865, AC06AB099, WITH NEW HARDWARE AND SEALS IAW TCM PERMOLD SERIES OVERHUAL MANUAL FORM X30568A AND ALL APPLICABLE SB'S. OPS/LEAK/FFLIGHT TEST GOOD.

*REMOVED, CLEANED, INSPECTED, AND RE-INSTALLED ALL FUEL NOZZLES WITH NEW SEALS AS NECESASRY. LEAK CHECK: GOOD. ALL IAW CIRRUS SR22 MM 73-30.

THE AIRCRAFT, ENGINE, COMPONENT, PROPELLER OR APPLIANCE IDENTIFIED ABOVE WAS REPAIRED IN ACCORDANCE WITH CURRENT FEDERAL AVIATION AGENCY REGULATIONS AND IS HEREBY APPROVED FOR RETURN TO SERVICE WITH REGARDS TO MAINTENANCE PERFORMED. PERTINENT DETAILS ARE ON FILE AT THIS AGENCY UNDER THE WORK ORDER LISTED ABOVE.

Tim Masters
TIM E. MASTERS IA/A&P# 2802663

6/20/08
DATE

SATSair MAINTENANCE CENTER 100 TOWER DRIVE #4 GREENVILLE, SC 29607
LOG ID# 5893 26-August-2008 WO# 3969 REF# 3969 AC TT 1235.2 HOBBS 1445.6
N183SR S/N 2174 CIRRUS SR22 TSNEW 1235.2
FHM 1235.2

Pg 1 / 1

Date

Brought For

ENGINE

*COMPLETED PHASE II INSPECTION IAW CIRRUS MM 5-00 AND CIRRUS PROGRESSIVE INSPECTION PROGRAM. NEXT PHASE DUE AT 1285.2 FHM.

COMPRESSION: #1 - 71/80; #2 - 70/80; #3 - 69/80; #4 - 70/80; #5 - 69/80; #6 - 72/80.

*DRAINED OIL; TOOK SAMPLE, KIT P/N X90100; REMOVED, INSPECTED, AND REPLACED OIL FILTER, P/N CH48108-1; SERVICED WITH 7 QTS PHILLIPS 20W50-X/C OIL. LEAK CHECK: GOOD. ALL IAW CIRRUS SR22 MM 12-10.

*COMPLIED WITH FUEL SYSTEM SETUP PER SID 97-3E. OPS/LEAK/FLIGHT TEST: GOOD. ALL IAW TCM MM X30634A.

*COMPLIED WITH TCM TOPCARE HEALTH CHECKLIST FORM, CYLINDER BORE INSPECTION, AND COMPRESSION CHECK PER SID 97-2B AND SB03-3. FLIGHT TEST GOOD.

I CERTIFY THAT, IN ACCORDANCE WITH A PROGRESSIVE INSPECTION PROGRAM, A ROUTINE INSPECTION OF THE LANDING GEAR SYSTEM AND A DETAILED INSPECTION OF THE ENGINE AND PROPELLER SYSTEM WERE PERFORMED, AND THE AIRPLANE AND COMPONENTS ARE APPROVED FOR RETURN TO SERVICE. PERTINENT DETAILS ARE ON FILE AT THIS AGENCY UNDER THE WORK ORDER LISTED ABOVE.

Yes Bangle 247969551 8-26-08
YES BANGLE IA/A&P# 247969551 DATE

SATSair Maintenance Center 100 TOWER DRIVE #4 GREENVILLE, SC 29607
LOG ID# 6039 19-September-2008 WO# 4037 REF# 4037 AC TT 1282.3 HOBBS 1499.6
N183SR S/N 2174 CIRRUS SR22
FHM 1282.3

Pg 1 / 1

ENGINE

*COMPLETED PHASE III INSPECTION IAW CIRRUS MM 5-00 AND CIRRUS PROGRESSIVE INSPECTION PROGRAM. NEXT PHASE DUE AT 1332.3 FHM.

RETIMED LH MAGNETO TO ENGINE TO 22 IAW TCM X306-34A.

I CERTIFY THAT, IN ACCORDANCE WITH A PROGRESSIVE INSPECTION PROGRAM, A ROUTINE INSPECTION OF THE ENGINE, ICE PROTECTION AND AIR CONDITIONING SYSTEMS AND A DETAILED INSPECTION OF THE LANDING GEAR SYSTEM WERE PERFORMED, AND THE AIRPLANE AND COMPONENTS ARE APPROVED FOR RETURN TO SERVICE. PERTINENT DETAILS ARE ON FILE AT THIS AGENCY UNDER THE WORK ORDER LISTED ABOVE.

Yes Bangle 247969551 9-19-08
YES BANGLE IA/A&P# 247969551 DATE

SATSair MAINTENANCE CENTER 100 TOWER DRIVE #4 GREENVILLE, SC 29607
LOG ID# 6135 06-October-2008 WO# 4090 REF# 4090 AC TT 1331.2 HOBBS 1556.3
N183SR S/N 2174 CIRRUS SR22 TSNEW 1331.2
FHM 1331.2

Pg 1 / 1

ENGINE

*COMPLETED PHASE II INSPECTION IAW CIRRUS MM 5-00 AND CIRRUS PROGRESSIVE INSPECTION PROGRAM. NEXT PHASE DUE AT 1381.2 FHM.

COMPRESSION: #1 - 70/80; #2 - 68/80; #3 - 66/80; #4 - 64/80; #5 - 67/80; #6 - 72/80.

*DRAINED OIL; TOOK SAMPLE, KIT P/N X90100; REMOVED, INSPECTED, AND REPLACED OIL FILTER, P/N CH48108-1; SERVICED WITH 7 QTS PHILLIPS 20W50-X/C OIL. LEAK CHECK: GOOD. ALL IAW CIRRUS SR22 MM 12-10.

*COMPLIED WITH FUEL SYSTEM SETUP PER SID 97-3E. OPS/LEAK/FLIGHT TEST: GOOD. ALL IAW TCM MM X30634A.

*COMPLIED WITH TCM TOPCARE HEALTH CHECKLIST FORM, CYLINDER BORE INSPECTION, AND COMPRESSION CHECK PER SID 97-2B AND SB03-3. FLIGHT TEST GOOD.

I CERTIFY THAT, IN ACCORDANCE WITH A PROGRESSIVE INSPECTION PROGRAM, A ROUTINE INSPECTION OF THE LANDING GEAR SYSTEM AND A DETAILED INSPECTION OF THE ENGINE AND PROPELLER SYSTEM WERE PERFORMED, AND THE AIRPLANE AND COMPONENTS ARE APPROVED FOR RETURN TO SERVICE. PERTINENT DETAILS ARE ON FILE AT THIS AGENCY UNDER THE WORK ORDER LISTED ABOVE.

DKB 14 2640973 10/6/2008
DOUG K BOWLING A&P# 2640973 DATE

SATSair MAINTENANCE CENTER 100 TOWER DRIVE #4 GREENVILLE, SC 29607
LOG ID# 6228 23-October-2008 WO# 4148 REF# 4148 AC TT 1378.4 HOBBS 1610.7
N183SR S/N 2174 CIRRUS SR22 TSNEW 1378.4
FHM 1378.4

Pg 1 / 1

ENGINE

*COMPLETED PHASE IV INSPECTION IAW CIRRUS MM 5-00 AND CIRRUS PROGRESSIVE INSPECTION PROGRAM. NEXT PHASE DUE AT 1428.4 FHM.

*DRAINED OIL; TOOK SAMPLE, KIT P/N X90100; REMOVED, INSPECTED, AND REPLACED OIL FILTER, P/N CH48108-1; SERVICED WITH 7 QTS PHILLIPS 20W50-X/C OIL. LEAK CHECK: GOOD. ALL IAW CIRRUS SR22 MM 12-10.

*REMOVED, CLEANED, INSPECTED, AND REINSTALLED ALL FUEL INJECTORS WITH NEW SEALS AS REQUIRED. OPS/LEAK CHECK: GOOD. ALL IAW TCM X30634A MM 13-19. NEXT INSPECTION/CLEANING DUE AT 1678.4 FHM OR 10/31/2009.

I CERTIFY THAT, IN ACCORDANCE WITH A PROGRESSIVE INSPECTION PROGRAM, A ROUTINE INSPECTION OF THE ENGINE, LANDING GEAR, ICE PROTECTION, AND AVIONICS SYSTEMS AND A DETAILED INSPECTION OF THE AIRFRAME EXTERIOR AND CAPS SYSTEM WERE PERFORMED, AND THE AIRPLANE AND COMPONENTS ARE APPROVED FOR RETURN TO SERVICE. PERTINENT DETAILS ARE ON FILE AT THIS AGENCY UNDER THE WORK ORDER LISTED ABOVE.

DKB 2640973 10/23/2008
DOUG K BOWLING A&P# 2640973 DATE

SATSAIR MAINTENANCE CENTER 100 TOWER DRIVE #4 GREENVILLE, SC 29607
LOG ID# 6339 10-November-2008 WO# 4204 REF# 4204 AC TT 1427.0 HOBBS 1665.7
N183SR S/N 2174 CIRRUS SR22
FHM 1427.0 TSN 1427.0 TSO 1427.0

Pg 1 / 1

d
1S,

Brought

ENGINE
*COMPLETED PHASE II INSPECTION IAW CIRRUS MM 5-00 AND CIRRUS PROGRESSIVE INSPECTION PROGRAM. NEXT PHASE DUE AT 1477.0 FHM.
COMPRESSION: #1 - 70/80; #2 - 70/80; #3 - 62/80; #4 - 64/80; #5 - 74/80; #6 - 66/80.
*REMOVED MAGNETOS, P/N 10-500556-1, LH S/N C298806D, RH S/N I049717DR, FOR 500 HOUR INSPECTION, AND INSTALLED REPAIRED MAGNETOS, LH S/N D06GA152, TSO: 1397.5 HRS, RH S/N D07EA267R, TSO: 954.8 HRS, IAW TCM MANUAL X30568A. OPS/LEAK CHECK: GOOD. NEXT 500 HOUR INSPECTION DUE AT 1927.0 FHM.
*REMOVED #1 ALTERNATOR, P/N 649304, S/N 002HA042, AND INSTALLED OVERHAULED ALTERNATOR, S/N 004JA053, IAW CIRRUS SR22 MM 24-30. OPS/LEAK CHECK: GOOD. NEXT 500 HOUR INSPECTION DUE AT 1927.0 FHM.
*COMPLIED WITH TCM TOPCARE HEALTH CHECKLIST FORM, CYLINDER BORE INSPECTION, AND COMPRESSION CHECK PER SID 97-2B AND SB03-3. FLIGHT TEST GOOD.
*COMPLIED WITH FUEL SYSTEM SETUP PER SID 97-3E. OPS/LEAK/FLIGHT TEST: GOOD. ALL IAW TCM MM X30634A.
*DRAINED OIL; TOOK SAMPLE, KIT P/N X90100; REMOVED, INSPECTED, AND REPLACED OIL FILTER, P/N CH48108-1; SERVICED WITH 7 QTS PHILLIPS 20W50-X/C OIL. LEAK CHECK: GOOD. ALL IAW CIRRUS SR22 MM 12-10.

I CERTIFY THAT, IN ACCORDANCE WITH A PROGRESSIVE INSPECTION PROGRAM, A ROUTINE INSPECTION OF THE LANDING GEAR SYSTEM AND A DETAILED INSPECTION OF THE ENGINE AND PROPELLER SYSTEM WERE PERFORMED, AND THE AIRPLANE AND COMPONENTS ARE APPROVED FOR RETURN TO SERVICE. PERTINENT DETAILS ARE ON FILE AT THIS AGENCY UNDER THE WORK ORDER LISTED ABOVE.

Yves Bangle 247969551 11-10-08
YVES BANGLE IA/A&P# 247969551 DATE

SATSAIR MAINTENANCE CENTER 100 TOWER DRIVE #4 GREENVILLE, SC 29607
LOG ID# 6442 02-December-2008 WO# 4260 REF# 4260 AC TT 1475.2 HOBBS 1722.5
N183SR S/N 2174 CIRRUS SR22
FHM 1475.2 TSN 1475.2 TSO 1475.2

Pg 1 / 1

ENGINE
*COMPLETED PHASE V INSPECTION IAW CIRRUS MM 5-00 AND CIRRUS PROGRESSIVE INSPECTION PROGRAM. NEXT PHASE DUE AT 1525.2 FHM.
*DRAINED OIL; TOOK SAMPLE, KIT P/N X90100; REMOVED, INSPECTED, AND REPLACED OIL FILTER, P/N CH48108-1; SERVICED WITH 7 QTS PHILLIPS 20W50-X/C OIL. LEAK CHECK: GOOD. ALL IAW CIRRUS SR22 MM 12-10.

I CERTIFY THAT, IN ACCORDANCE WITH A PROGRESSIVE INSPECTION PROGRAM, A ROUTINE INSPECTION OF THE ENGINE AND LANDING GEAR SYSTEM AND A DETAILED INSPECTION OF THE FLIGHT CONTROLS AND BELOW FLOOR, ICE PROTECTION, AND AIR CONDITIONING SYSTEMS WERE PERFORMED, AND THE AIRPLANE AND COMPONENTS ARE APPROVED FOR RETURN TO SERVICE. PERTINENT DETAILS ARE ON FILE AT THIS AGENCY UNDER THE WORK ORDER LISTED ABOVE.

Yves Bangle 247969551 12-2-08
YVES BANGLE IA/A&P# 247969551 DATE

SATSAIR MAINTENANCE CENTER 100 TOWER DRIVE #4 GREENVILLE, SC 29607
LOG ID# 6588 23-December-2008 WO# 4331 REF# 4331 AC TT 1524.8 HOBBS 1779.0
N183SR S/N 2174 CIRRUS SR22
FHM 1524.8 TSN 1524.8 TSO 1524.8

Pg 1 / 1

ENGINE
*COMPLETED PHASE II INSPECTION IAW CIRRUS MM 5-00 AND CIRRUS PROGRESSIVE INSPECTION PROGRAM. NEXT PHASE DUE AT 1574.8 FHM.
COMPRESSION: #1 - 64/80; #2 - 66/80; #3 - 66/80; #4 - 65/80; #5 - 64/80; #6 - 68/80.
*DRAINED OIL; TOOK SAMPLE, KIT P/N X90100; REMOVED, INSPECTED, AND REPLACED OIL FILTER, P/N CH48108-1; SERVICED WITH 7 QTS PHILLIPS 20W50-X/C OIL. LEAK CHECK: GOOD. ALL IAW CIRRUS SR22 MM 12-10.
*COMPLIED WITH FUEL SYSTEM SETUP PER SID 97-3E. OPS/LEAK/FLIGHT TEST: GOOD. ALL IAW TCM MM X30634A.
*COMPLIED WITH TCM TOPCARE HEALTH CHECKLIST FORM, CYLINDER BORE INSPECTION, AND COMPRESSION CHECK PER SID 97-2B AND SB03-3. FLIGHT TEST GOOD.

I CERTIFY THAT, IN ACCORDANCE WITH A PROGRESSIVE INSPECTION PROGRAM, A ROUTINE INSPECTION OF THE LANDING GEAR SYSTEM AND A DETAILED INSPECTION OF THE ENGINE AND PROPELLER SYSTEM WERE PERFORMED, AND THE AIRPLANE AND COMPONENTS ARE APPROVED FOR RETURN TO SERVICE. PERTINENT DETAILS ARE ON FILE AT THIS AGENCY UNDER THE WORK ORDER LISTED ABOVE.

Yves Bangle 247969551 12-23-08
YVES BANGLE IA/A&P# 247969551 DATE

SATSAIR MAINTENANCE CENTER 100 TOWER DRIVE #4 GREENVILLE, SC 29607
LOG ID# 6638 19-January-2009 WO# 4376 REF# 4376 AC TT 1573.5 HOBBS 1834.4
N183SR S/N 2174 CIRRUS SR22
FHM 1573.5 TSN 1573.5 TSO 1573.5

Pg 1 / 1

ENGINE
*COMPLETED PHASE I INSPECTION IAW CIRRUS MM 5-00 AND CIRRUS PROGRESSIVE INSPECTION PROGRAM. NEXT PHASE DUE AT 1623.5 FHM.
*DRAINED OIL; TOOK SAMPLE, KIT P/N X90100; REMOVED, INSPECTED, AND REPLACED OIL FILTER, P/N CH48108-1; SERVICED WITH 7 QTS PHILLIPS 20W50-X/C OIL. LEAK CHECK: GOOD. ALL IAW CIRRUS SR22 MM 12-10.

I CERTIFY THAT, IN ACCORDANCE WITH A PROGRESSIVE INSPECTION PROGRAM, A ROUTINE INSPECTION OF THE ENGINE, LANDING GEAR AND ICE PROTECTION SYSTEMS AND A DETAILED INSPECTION OF THE AVIONICS SYSTEM WERE PERFORMED, AND THE AIRPLANE AND COMPONENTS ARE APPROVED FOR RETURN TO SERVICE. PERTINENT DETAILS ARE ON FILE AT THIS AGENCY UNDER THE WORK ORDER LISTED ABOVE.

Yves Bangle 247969551 1-19-09
YVES BANGLE IA/A&P# 247969551 DATE

SATSAIR MAINTENANCE CENTER 100 TOWER DRIVE #4 GREENVILLE, SC 29607
LOG ID# 6753 12-February-2009 WO# 4434 REF# 4434 AC TT 1619.6 HOBBS 1886.5
N183SR S/N 2174 CIRRUS SR22
FHM 1619.6 TSN 1619.6 TSO 1619.6

Pg 1 / 1

ENGINE

*COMPLETED PHASE II INSPECTION IAW CIRRUS MM 5-00 AND CIRRUS PROGRESSIVE INSPECTION PROGRAM. NEXT PHASE DUE AT 1669.6 FHM.

COMPRESSION: #1 - 66/80; #2 - 64/80; #3 - 70/80; #4 - 64/80; #5 - 62/80; #6 - 62/80.

*DRAINED OIL; TOOK SAMPLE, KIT P/N X90100; REMOVED, INSPECTED, AND REPLACED OIL FILTER, P/N CH48108-1; SERVICED WITH 7 QTS PHILLIPS 20W50-X/C OIL. LEAK CHECK: GOOD. ALL IAW CIRRUS SR22 MM 12-10.

*COMPLIED WITH FUEL SYSTEM SETUP PER SID 97-3E. OPS/LEAK/FLIGHT TEST: GOOD. ALL IAW TCM MM X30634A.
*COMPLIED WITH TCM TOPCARE HEALTH CHECKLIST FORM, CYLINDER BORE INSPECTION, AND COMPRESSION CHECK PER SID 97-2B AND SB03-3. FLIGHT TEST GOOD.

I CERTIFY THAT, IN ACCORDANCE WITH A PROGRESSIVE INSPECTION PROGRAM, A ROUTINE INSPECTION OF THE LANDING GEAR SYSTEM AND A DETAILED INSPECTION OF THE ENGINE AND PROPELLER SYSTEM WERE PERFORMED, AND THE AIRPLANE AND COMPONENTS ARE APPROVED FOR RETURN TO SERVICE. PERTINENT DETAILS ARE ON FILE AT THIS AGENCY UNDER THE WORK ORDER LISTED ABOVE.

Tim Masters 2/12/09
TIM E. MASTERS IA/A&P# 2802663 DATE

SATSAIR MAINTENANCE CENTER 100 TOWER DRIVE #4 GREENVILLE, SC 29607
LOG ID# 6745 13-February-2009 WO# 4441 REF# 4441 AC TT 1624.1 HOBBS 1891.9
N183SR S/N 2174 CIRRUS SR22
FHM 1624.1 TSN 1624.1 TSO 1624.1

Pg 1 / 1

ENGINE

*REMOVED STARTER, P/N 656181, S/N 061440032, AND INSTALLED SERVICEABLE STARTER, S/N 072540024, FROM N121SR, IAW CIRRUS SR22 MM 80-10. OPS/LEAK CHECK GOOD.

THE AIRCRAFT, ENGINE, COMPONENT, PROPELLER OR APPLIANCE IDENTIFIED ABOVE WAS REPAIRED IN ACCORDANCE WITH CURRENT FEDERAL AVIATION AGENCY REGULATIONS AND IS HEREBY APPROVED FOR RETURN TO SERVICE WITH REGARDS TO MAINTENANCE PERFORMED. PERTINENT DETAILS ARE ON FILE AT THIS AGENCY UNDER THE WORK ORDER LISTED ABOVE.

Michael Menasian 2-13-09
MICHAEL MENASIAN A&P# 3217096 DATE

LEADING EDGE
AVIATION SERVICES, INC.
Tampa, FL



AUTHORIZED SERVICE CENTER

Date: 2/26/2009; Aircraft: N183SR; Type: CIRRUS; S/N: 2174; Hobbs: 1651.9; Total Time: 1651.9; Engine - Type: , S/N: , Time: 1651.9, SMOH: 1651.9

Removed starter and installed serviceable unit P/N656181E24V, S/N 04-295-0029 with 956.8 hours. Operational check good. Ref Cirrus AMM.

The above work was performed in accordance with current regulations of the Federal Aviation Administration and is approved for return to service pertaining to work performed.

Chris Sampson
Chris Sampson A&P 3254789
6582 Eureka Springs Rd. Tampa, FL 33610
Vandenberg Airport (VDF) 813 626 1515

SATSair Maintenance Center 100 TOWER DRIVE #4 GREENVILLE, SC 29607 J4PR714Y
LOG ID# 7139 14-May-2009 WO# 4499 REF# 4499 QF-14 AC TT 1665.5 HOBBS 1937.7
N183SR S/N 2174 CIRRUS SR22
FHM 1665.5 TSN 1665.5 TSO 1665.5

Pg 1 / 1

ENGINE

*REMOVED TCM ENGINE, M/N IO550N27, S/N 689951, FROM N183SR, FOR INSPECTION BY TCM DUE TO METAL FOUND IN FILTER ELEMENT. @ PHASE INSPECTION.

Douglas Duncan 5-14-09
DOUGLAS DUNCAN SATSAIR LLC CRS# J4PR714Y DATE

Memoranda

[illegible]



CONTROLS

MOTORS

Company

834-438-3411



GAMA

Member of GAMA
General Aviation Manufacturing Association

FORM No. ELB-01P

© 1988 TELEDYNE TECHNOLOGIES INCORPORATED

ENGINE BREAK-IN

In order to ensure the best oil consumption standards, the following items should be adhered to:

1. For all **normally aspirated** engines and **Teledyne Continental turbocharged** engines:

USE ONLY MINERAL OIL, not Ashless Dispersant, during the break-in period.

Straight weight or multi weight oils are acceptable as long as they are straight mineral oil. Do not change over to Ashless Dispersant oil (A.D.) until oil consumption is satisfactory and stable. The time required for oil consumption to stabilize varies widely, even among engines of the same model, but normally occurs between 25 and 100 hours. Do not overfill your engine with oil. Operate twelve (12) quart capacity engines at a maximum oil level of ten (10) quarts. Operate eight (8) quart capacity engines at a maximum oil level of seven (7) quarts. These requirements may be altered as necessary, if a long duration flight is anticipated.

For **Textron Lycoming turbocharged** engines:

USE ONLY ASHLESS DISPERSANT OIL, for break in per the latest revision Lycoming Service Instruction 1014.


For **Textron Lycoming 0-320-H; O/LO-360-E** engines:

LYCOMING ADDITIVE LW-16702, must be added to the engine both for **Break-in** and normal operation per the latest revision Lycoming Service Instruction 1014.

2. Use full power for take off and initial climb. Reduce power to normal climb power at 500 feet. Keep climbs shallow, add 10 M.P.H. to best rate of climb airspeeds and use this as a guide to how steep your climb should be.
3. When setting up cruise power, use 70-75% power.
Lean the engine in cruise flight by leaning to peak E.G.T. and enrichening a minimum of 50 degrees.
4. Please do not use the aircraft in training type operations (e.g. touch and goes, stall series, zero thrust and single engine operations, pattern work) for the first 15 hours of operation.

If the above items are adhered to, engine break-in should occur quickly and efficiently. If you have any questions about the above procedures, please call us at: 631-298-8330.

What do these two

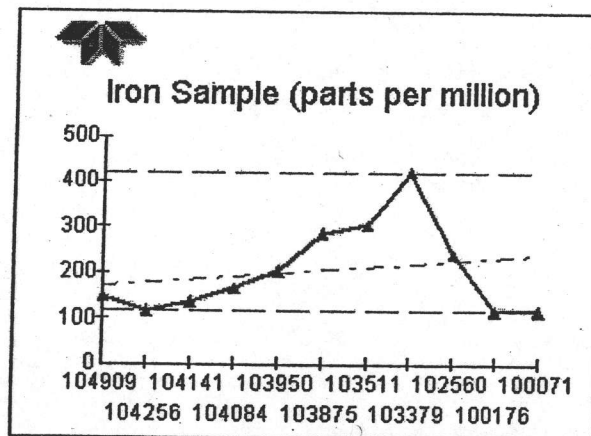


items have in common?

You & TCM LinkSM Aviator Services

Now you can have 24 hour-a-day access to the information you need to make critical decisions regarding the maintenance of the Continental[®] engine in your Aircraft. This is what you'll get:

- Personalized Aviator Profile
- Illustrated Parts Catalog for Your engine
- Engine Accessory Listings
- TCM Engine & Ignition Service Bulletins
- FAA Airworthiness Directives
- Scheduled Maintenance Checklists
- SB/AD Compliance Matrix
- Troubleshooting Guide
- Oil Analysis Tracking Program



All free, all the time, just for you. If you have access to the internet, you can become a member in just minutes. You should only have one question on your mind. "Why am I not a member?"

Free Membership for the lifetime of your engine, what are you waiting for?

<http://www.tcmlink.com/registration/aviatorservices.cfm>



CONTINENTAL MOTORS

TELEDYNE CONTINENTAL[®] AIRCRAFT ENGINE

CATEGORY 4

SERVICE INFORMATION DIRECTIVE

SID97-2B

Compliance Will Enhance Safety, Maintenance or Economy
Of Operation

FAA APPROVED

SUBJECT: THIS SERVICE INFORMATION DIRECTIVE (SID) SUMMARIZES INFORMATION PERTINENT TO THE DESIGN, OPERATION, MAINTENANCE AND WARRANTY FOR TCM CYLINDERS.

PURPOSE:

1. To provide information to assist in obtaining maximum cylinder assembly service life.
2. To assist in inspecting for and identifying certain cylinder problems.
3. To provide information related to product improvement in TCM cylinders.
4. To introduce TCM's TopCare[®] Program and TopCare Cylinder Warranty.

COMPLIANCE: TCM recommends that the TopCare Health Check[®] Inspection be performed at time of engine or cylinder installation and annually thereafter in conjunction with a regularly scheduled inspection.

MODELS

AFFECTED: All TCM engine models. The information is especially critical to the higher output and larger displacement engines such as the IO-520, TSIO-520, GTSIO-520, IO-550, TSIO-550 and TSIOL-550 series.

INTRODUCTION:

The information presented is pertinent to obtaining maximum service life for all cylinder assemblies, the larger and higher output 520 and 550 series engine cylinders are more susceptible to premature service life issues identified in this SID. These TCM engine series have been used in a large number of engine installations that have been in service for many years. They are also frequently employed as power upgrades to older aircraft. These installations require careful control of cooling as margins can be quickly eroded by deviations from nominal baffling performance, improper fuel system setup and inadequate maintenance.

Improperly maintained and low-usage aircraft are the most susceptible to premature cylinder service issues. Many of the factors which lead to these problems are within the control of operator and maintenance personnel and are detectable during routine inspections, if the proper preventive checks are performed. Even with cylinder design and manufacturing process improvements, decreased cylinder life can occur if proper attention is not given to the various factors identified in this SID.

When operated regularly in a properly designed and maintained installation, current TCM cylinders provide excellent reliability and durability. In specific fleet applications, TBO extensions based on condition inspections have been regularly obtained.

TCM has invested heavily in the development of improved cylinder designs and manufacturing processes. So that we can continue to deliver increased value to our engine and cylinder customers.

ISSUED			REVISED			 Teledyne Continental Motors, Inc. <small>A Teledyne Technologies Company</small> P.O. Box 90 Mobile AL 36601 • 251-436-8134	PAGE NO	REVISION
MO	DAY	YEAR	MO	DAY	YEAR		1 of 26	B
02	17	97	04	19	2004		SID97-2	

TCM TopCare Program

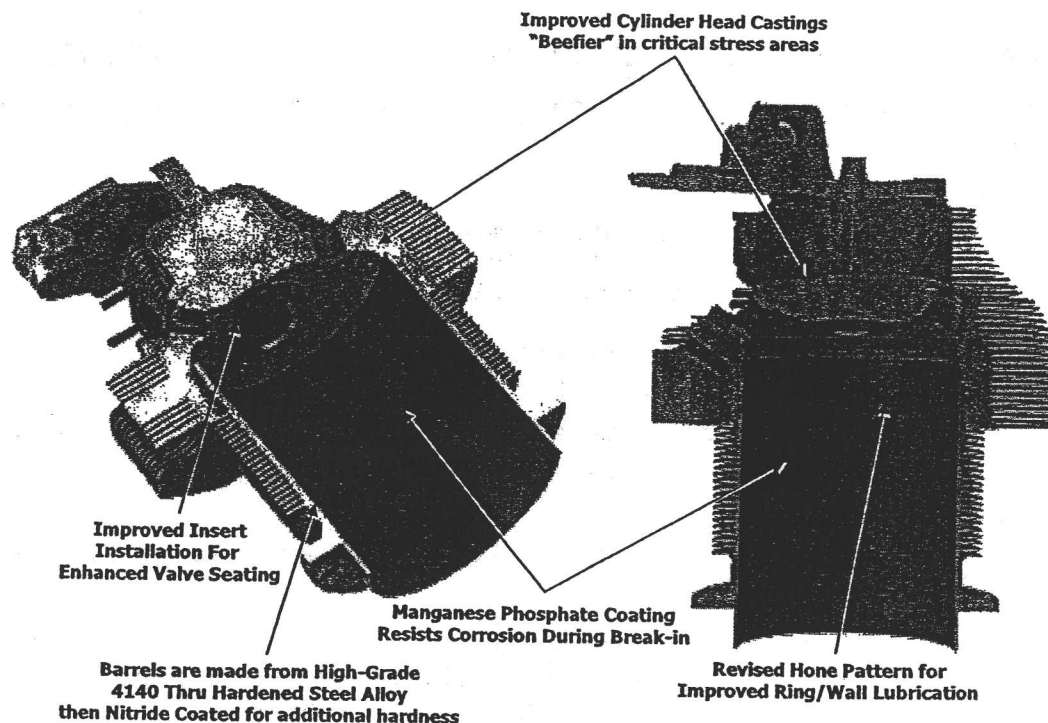


Figure 1. TopCare Cylinder Improvements

TCM TopCare Program

TCM TopCare Product Improvements: Beginning in February 1997, TCM introduced 520 and 550 cubic inch cylinders which include a revised hone pattern for improved piston ring and wall lubrication, reduced oil ring tension for increased oil flow to cylinder walls, coated pistons for increased scuffing protection and manganese phosphate coated cylinder barrels to provide corrosion protection for the first hours of cylinder operation. TCM has also improved valve seat installation and implemented cylinder head casting improvements in areas where cracking has been observed. These improvements have been incorporated into the complete line of TCM cylinders effective March 1997. The product improvements are intended to provide additional durability to address a complex combination of operational, maintenance and fleet aging factors. All cylinders released from the TCM Factory since March 1997 are brand new and have incorporated the TopCare improvements and are eligible for the new TopCare warranty, which became effective August 1999.

ISSUED			REVISED			 Teledyne Continental Motors, Inc. <small>A Teledyne Technologies Company</small> P.O. Box 90 Mobile AL 36601 • 251-436-8134	PAGE NO	REVISION
MO	DAY	YEAR	MO	DAY	YEAR			
02	17	97	04	19	2004		2 of 26 SID97-2	B

TCM TopCare Health Check Inspection - Two of the purposes of this SID are to assist in identifying problems with cylinders in service and to provide a preventive maintenance checklist to utilize in identifying and correcting factors which, if not addressed, can lead to reduced cylinder service life. The TCM TopCare Health Check Inspection is intended to supplement the checks normally prescribed by TCM and the airframe manufacturer relating to factors affecting cylinder life and should be conducted at least once per year in conjunction with a regularly scheduled inspection.

TCM TopCare Cylinder Warranties - Aircraft owners who participate in the TopCare Program can be eligible for special warranty coverage, provided certain eligibility requirements are met. The TopCare Cylinder Warranty applies to cylinder assemblies manufactured or supplied by TCM which incorporate the applicable TopCare cylinder improvement package. Additionally, any engine presently covered by the Gold Medallion Standard Aircraft Engine Warranty or the Gold Medallion Plus II Aircraft Engine Warranty but without the TopCare cylinder improvement package may qualify for additional warranty coverage. A summary of TCM TopCare Warranties is presented on page 23 of this SID. Any engine that does not qualify for coverage under the TopCare warranties will continue to be covered under the terms of the Gold Medallion Standard Aircraft Engine Warranty, the Gold Medallion Plus II Aircraft Engine Warranty or the Aircraft Engine Part, Component & Accessory Warranty, as applicable. It should be noted, however, that the issues addressed in this SID relate to the proper installation, operation and maintenance of TCM engines. The discrepancies discussed in this SID may adversely affect the engine and any resulting damage will not be eligible for coverage under any TCM warranty.

TCM TopCare Health Check Inspection

TCM recommends that each operator of a TCM powered aircraft have the TopCare Health Check Inspection performed annually in conjunction with a regularly scheduled inspection to identify cylinder condition and installation items which can result in reduced cylinder life.

The points of the TopCare Health Check are:

- Cylinder Differential Compression Check And Trend Monitoring
- Cylinder Borescope Inspection, As Required
- Oil Consumption Trend Monitoring
- Oil Analysis Trend Monitoring
- Baffle Condition Inspection
- Induction System Examination
- Cowling Inspection And Cowl Flap Operational Check
- Ignition System Inspection
- Fuel System Setup
- Verification Of Accuracy Of Engine Gages
- Flight Test

ISSUED			REVISED			 Teledyne Continental Motors, Inc. <small>A Teledyne Technologies Company</small> P.O. Box 90 Mobile AL 36601 • 251-436-8134	PAGE NO	REVISION
MO	DAY	YEAR	MO	DAY	YEAR		3 of 26 SID97-2	B
02	17	97	04	19	2004			

Minimum Tool Requirements For Performing TCM TopCare Health Check Inspection:

- Basic Mechanic's Hand Tools
- Calibrated Torque Wrench
- Inspection Light and Mirror
- Calibrated Differential Compression Tester
- Master Orifice Tool, P/N 646953
- Borescope
- Magneto Timing Light, Protractor and TDC Plug
- Calibrated Fuel System Adjustment Gages
- Tachometer Tester
- CHT / EGT Tester

1. CYLINDER DIFFERENTIAL COMPRESSION CHECK

Wearing of cylinder walls, ring surfaces, and valve seats occur throughout the life of an engine. At regular maintenance or when condition inspections are indicated, differential compression checks should be made and recorded for trend monitoring. The latest version of the TCM Service Bulletin SB03-3 concerning cylinder compression checks describes the necessary equipment, procedures, and recommended actions.


It is important to note that differential compression checks are used to identify cylinder leakage rates and the source of the leakage. This check cannot be directly related to engine horsepower. ENGINE TESTING HAS SHOWN THAT CERTIFICATION HORSEPOWER RATINGS WILL CONTINUE TO BE DELIVERED EVEN WHEN ALL CYLINDERS ARE AT OR BELOW THE MINIMUM ALLOWABLE CALIBRATED COMPRESSION READING AS ESTABLISHED BY THE MASTER ORIFICE TOOL.

Specifically, differential compression checks are designed to identify cylinder leaks that are occurring by the piston rings or in the valve/seat areas. The use of a calibrated differential gage as described in the latest version of the TCM Service Bulletin SB03-3 concerning differential compression checks is mandatory for accurate readings. If the leakage value is greater than the minimum allowable calibrated compression reading established by the Master Orifice Tool, no further action is indicated unless leakage is by either valve. If the leakage value is less than the minimum allowable calibrated compression reading, further investigation in accordance with the latest version of TCM Service Bulletin SB03-3 should be followed prior to cylinder removal.

2. CYLINDER BORESCOPE INSPECTION:

Cylinder borescope inspections are recommended when reported oil consumption is high, or as routine inspections to monitor cylinder condition. Conducting meaningful borescope inspections requires practice and experience to properly interpret the limited view available.

When conducting the TopCare Health Check borescope inspection, the maintenance technician should examine the cylinder for the presence of rust and overall condition of the cylinder bore and valve area. Refer also to the latest version of TCM Service Bulletin SB03-3 for procedures and recommended test equipment necessary to borescope the cylinder barrel and valve area condition.

ISSUED			REVISED			 Teledyne Continental Motors, Inc. <small>A Teledyne Technologies Company</small> P.O. Box 90 Mobile AL 36601 • 251-436-8134	PAGE NO	REVISION
MO	DAY	YEAR	MO	DAY	YEAR		4 of 26 SID97-2	B
02	17	97	04	19	2004			

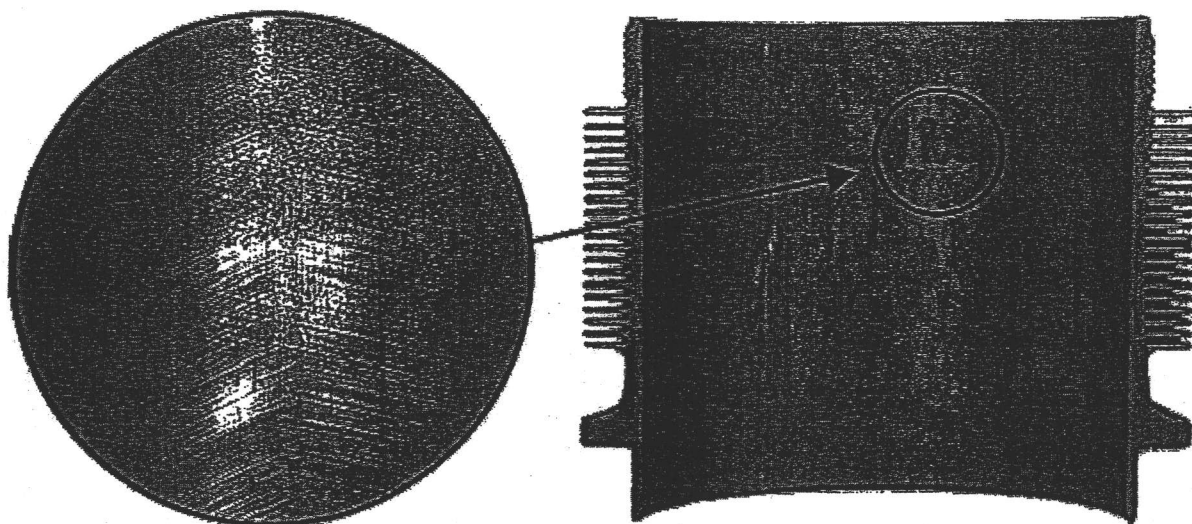
A. RUST EXAMINATION:

To achieve long cylinder life, TCM cylinder barrels are constructed of through-hardened steel with a nitrided surface. Regular use of the aircraft in normal operation is usually sufficient to provide an oil coating which prevents excessive rust formation in the cylinders. However, new cylinders are particularly sensitive to rust formation if not used frequently or preserved during periods of inactivity.

To provide improved rust formation protection in new cylinders, TCM cylinders produced beginning in February and March 1997 (depending on the model) have a manganese phosphate coating. Cylinders produced after these dates also have an advanced multi-step hone pattern to aid in oil retention. Note that the phosphated cylinder bore will have a dark gray to brownish color that will wear away as hours in service are accumulated.

Infrequent or irregular use of the aircraft can easily lead to rust formation which may result in reduced cylinder life if the engine is not properly preserved in accordance with the latest revision of the TCM Service Information Letter SIL99-1 concerning engine preservation.


Caution: The practice of ground operation of the engine as a substitute for regular use of the aircraft is unacceptable. Ground running does not provide adequate cooling for the cylinders. In addition, ground running introduces water and acids into the lubrication system which can cause substantial damage over time to cylinders and other engine components such as camshafts. Turning the propeller by hand is not recommended as this wipes off the residual oil.

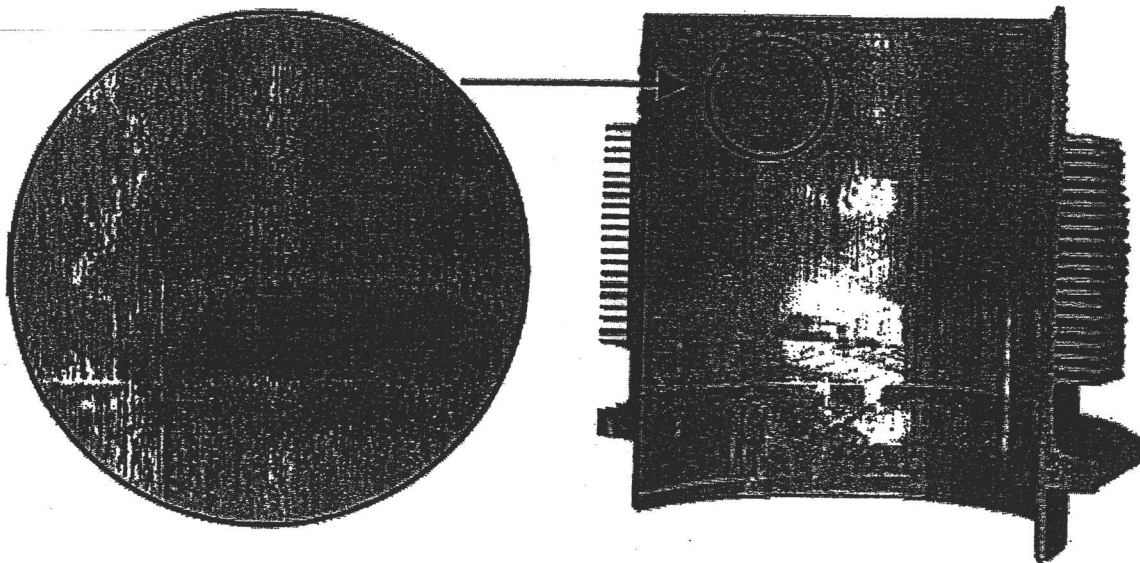


Light Rust Formation, Hone Not Affected

FIGURE 2

Light rust signatures which have not pitted the cylinder wall, or rust indications above the top ring travel area, are not usually cause for concern. See Figure 1. Severe rust will pit the barrel wall and can damage rings. See Figure 2. Such damage will usually be evident by low differential compression checks and high oil consumption. TCM'S WARRANTY DOES NOT COVER DAMAGE FROM RUST. Rust damage must be prevented by the operator and/or maintenance facility.

ISSUED			REVISED			 Teledyne Continental Motors, Inc. <small>A Teledyne Technologies Company</small> P.O. Box 90 Mobile AL 36601 • 251-436-8134	PAGE NO	REVISION
MO	DAY	YEAR	MO	DAY	YEAR		5 of 26 SID97-2	B
02	17	97	04	19	2004			



Heavy Rust Formation, Surface Pitting Has Altered Honed Pattern

FIGURE 3

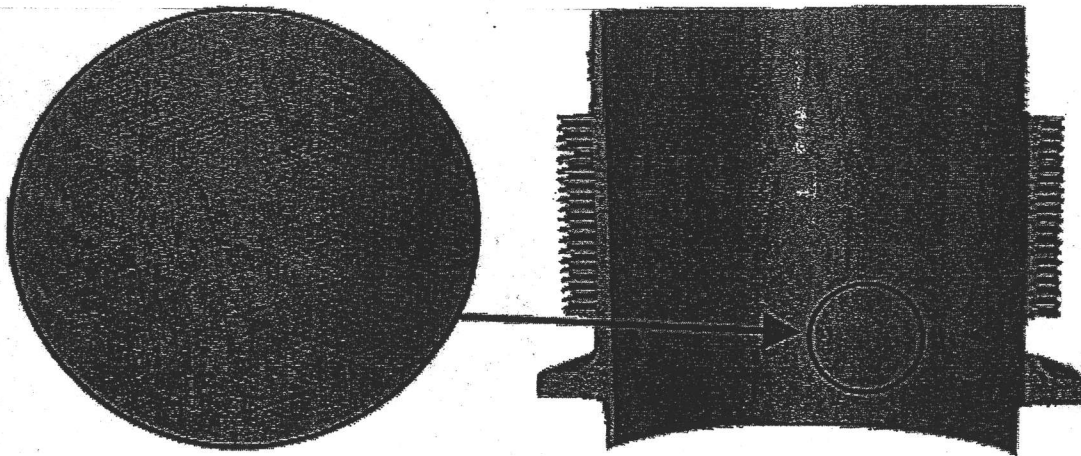
B. CYLINDER WALL EXAMINATION

Borecope inspections of the cylinder wall are performed to assess the condition of the hone pattern and identify abnormal wear patterns which can contribute to low differential compression readings or increased oil consumption.

The cylinder wall hone pattern consists of a carefully applied pattern of surface "scratches" introduced at the time of manufacture. These scratches aid in ring seating by allowing the ring and wall surface to wear into conformity to each other and provide a reservoir of oil for lubrication during ring travel. The cylinder walls and rings are designed to wear over the life of the engine, particularly in the high pressure and temperature combustion area. The visible hone pattern in the upper portion of the bore may disappear during normal operation. **SUCH NORMAL PATTERNS ARE NOT CAUSE FOR CYLINDER REMOVAL.**

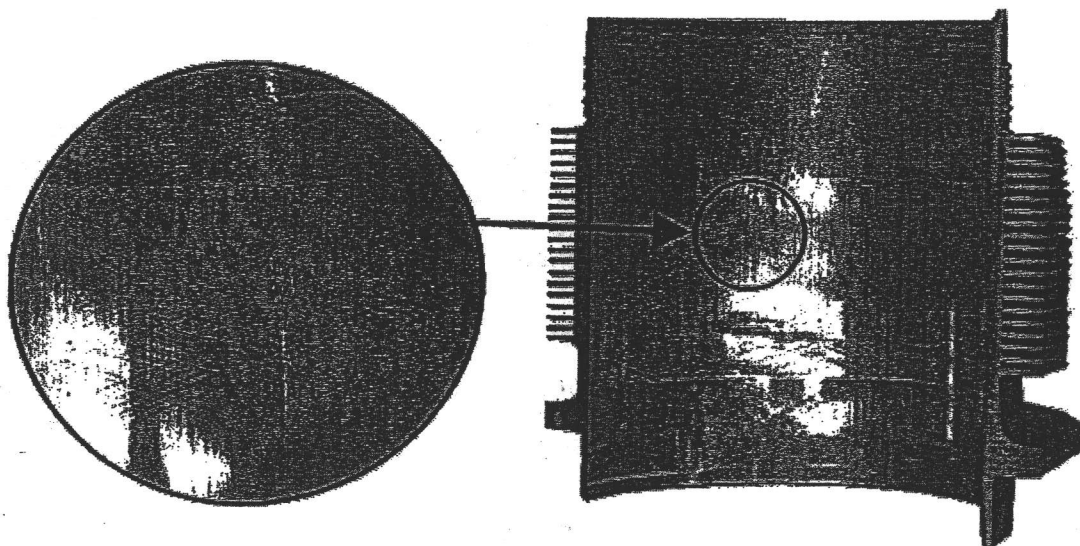
The following figures show hone patterns in a new cylinder and at TBO for typical TCM cylinders. As can be seen from the photograph at TBO (Figure 4), cylinders which have a very light or no hone pattern in the upper portion of the bore can function normally, have normal oil consumption and have acceptable differential compression checks. For this reason, the borescope inspection should be used in conjunction with differential compression checks and oil consumption trends to assess engine condition.

ISSUED			REVISED			 Teledyne Continental Motors, Inc. <small>A Teledyne Technologies Company</small> P.O. Box 90 Mobile AL 36601 • 251-436-8134	PAGE NO	REVISION
MO	DAY	YEAR	MO	DAY	YEAR		6 of 26	B
02	17	97	04	19	2004		SID97-2	



New Steel Cylinder Bore

FIGURE 4




Typical Cylinder Bore At TBO

FIGURE 5

Scratches or grooves that extend in the direction of piston travel can result from contamination and may lead to low differential compression checks and high oil consumption. Heavy bore wear with a complete loss of visible hone pattern over the full ring travel can result from over-temperature operation or abrasive wear. See Figure 5. These signatures, in conjunction with low differential compression checks or high oil consumption, generally indicate cylinder repair or replacement or, at minimum, call for more frequent condition inspections.

ISSUED			REVISED			 Teledyne Continental Motors, Inc. <small>A Teledyne Technologies Company</small> P.O. Box 90 Mobile AL 36601 • 251-436-8134	PAGE NO	REVISION
MO	DAY	YEAR	MO	DAY	YEAR		7 of 26	B
02	17	97	04	19	2004		SID97-2	



Heavily Worn Cylinder Bore

FIGURE 6

Over time, the cylinder wall may develop a glazed coating which is generally beneficial to cylinder life as a rust inhibitor. The glaze is a residue of hydrocarbon constituents and lead deposits which serve as both a rust inhibitor and lubricant. Changes and variations in fuel constituents and types of oil used in recent years may impact this beneficial coating. TCM's revised hone pattern, reduced oil control ring tension and manganese phosphate coating are intended to offset this impact.

3. OIL CONSUMPTION TREND MONITORING

Aircraft piston engines continuously wear over their service life. One indication of the rate of wear, or indication of the need for inspection or service, is found in oil consumption trends. Every owner/operator and maintenance facility should maintain formal records on oil consumption in the aircraft log book.

Oil consumption can be expected to vary with each engine depending on the load, operating temperature, type of oil used and condition of the engine. A differential compression check and borescope inspection should be conducted if oil consumption exceeds one quart every three hours or if any sudden change in oil consumption is experienced and appropriate action taken.

It is important to note that the current technology of general aviation aircraft reciprocating engines requires a certain level of oil consumption to assure proper lubrication of the cylinder walls and rings. Aircraft engines operate under much greater loads and at higher temperatures than automotive engines and require correspondingly greater oil use. In addition to lubrication, oil serves as a coolant and as a means to transport contaminants, wear particles, acids and moisture from the engine at oil changes. Frequent oil changes based on operating hours or calendar time are critical to engine life. Approved oils are listed in the latest version of the TCM service bulletin concerning approved fuel and oil grades.

ISSUED			REVISED			 Teledyne Continental Motors, Inc. <small>A Teledyne Technologies Company</small> P.O. Box 90 Mobile AL 36601 • 251-436-8134	PAGE NO	REVISION
MO	DAY	YEAR	MO	DAY	YEAR		8 of 26	B
02	17	97	04	19	2004		SID97-2	

TCM cylinder assemblies produced after February 1997, for 520 and 550 engines have revised oil ring tensions to produce improved cylinder bore lubrication characteristics.

The TopCare Health Checklist Form at the end of this SID contains a means to record oil consumption that should be completed and maintained with the engine logbook. OIL CONSUMPTION TRENDS ARE EXCELLENT INDICATORS OF CYLINDER BORE AND RING CONDITION.

4. OIL ANALYSIS TREND MONITORING

Oil analysis is a tool to monitor wear material and contaminants in the engine. To be effective, a baseline of at least three analyses must be established from a single source to provide trend characteristics. For those engines with an established oil analysis profile, changes in iron, copper and other tracked elements can indicate unusual wear. In such cases, other diagnostic tools such as differential compression checks, borescope inspections, oil filter/screen examination and oil consumption trends can be useful in identifying the problem. Oil analysis can also detect air filtration or induction system leaks indicated by high silicon content. Note that oil analysis does not provide any indication of cracks, leaks or similar situations that could result in engine problems.


NOTE: To establish a meaningful data base for comparison, the oil samples must be taken on a regular schedule using the same sampling technique and laboratory. The engine must have operated long enough to obtain normal operational temperatures and the oil sample taken within 30 minutes after engine shut down. The tube or funnels used to drain the oil from the oil sump must be clean and free of any foreign material or residue. If the oil sample is taken from the oil as it drains from the sump, allow approximately 1/3 of the oil to drain prior to taking the sample. If the sample is taken via the oil filler or other location using a sampling tube it is critical that the sample not be taken from the bottom of the sump, but at a location 2 to 3 inches above the bottom of the sump. Under no circumstances should an oil sample be taken from the oil filter canister.

The TCM LINK Aviator Services program provides a mechanism for recording and tracking oil analysis through the software supplied to Aviator Services members. For additional information on Aviator Services, contact TCM LINK Aviator Services Desk at 1-888-826-5465.

5. BAFFLE CONDITION INSPECTION

Investigations into cylinder service life issues found that maintenance of cylinder and oil cooling systems (incorrect and improperly fitting baffles) were factors in premature cylinder removals. To understand the importance of this cooling control, note that approximately one third of the energy of the fuel used is transferred as heat to the structure (cylinder head, barrel, crankcase, etc.) and oil. THE AMOUNT OF HEAT ENERGY THAT MUST BE REMOVED BY THE COOLING AIR IS APPROXIMATELY EQUAL TO THE HORSEPOWER THAT IS DRIVING THE PROPELLER. This is why failure of the cooling baffles to perform efficiently can lead to rapid and significant deterioration of the cylinders and other engine components.

To remove this heat, cooling airflow is directed by a series of baffles and ducts so that the airflow passes over cooling fins or directly to components requiring cooling. IT IS IMPORTANT TO UNDERSTAND THAT THE PRESSURE DIFFERENTIAL IN THE COWLING IS SMALL AND SLIGHT IRREGULARITIES IN THE BAFFLES CAN EASILY HAVE AN ADVERSE AFFECT ON ENGINE COOLING.

ISSUED			REVISED			 Teledyne Continental Motors, Inc. <small>A Teledyne Technologies Company</small> P.O. Box 90 Mobile AL 36601 • 251-436-8134	PAGE NO	REVISION
MO	DAY	YEAR	MO	DAY	YEAR			
02	17	97	04	19	2004		9 of 26 SID97-2	B

Field inspections indicate that critical baffles are often poorly maintained or deteriorate with age. In some cases, multiple engine removals have been made over the aircraft life without the replacement or repair of baffles and seals. In such cases, operators may have experienced excellent durability on early engines but have experienced less favorable results on later engine installations due to loss of cooling control.

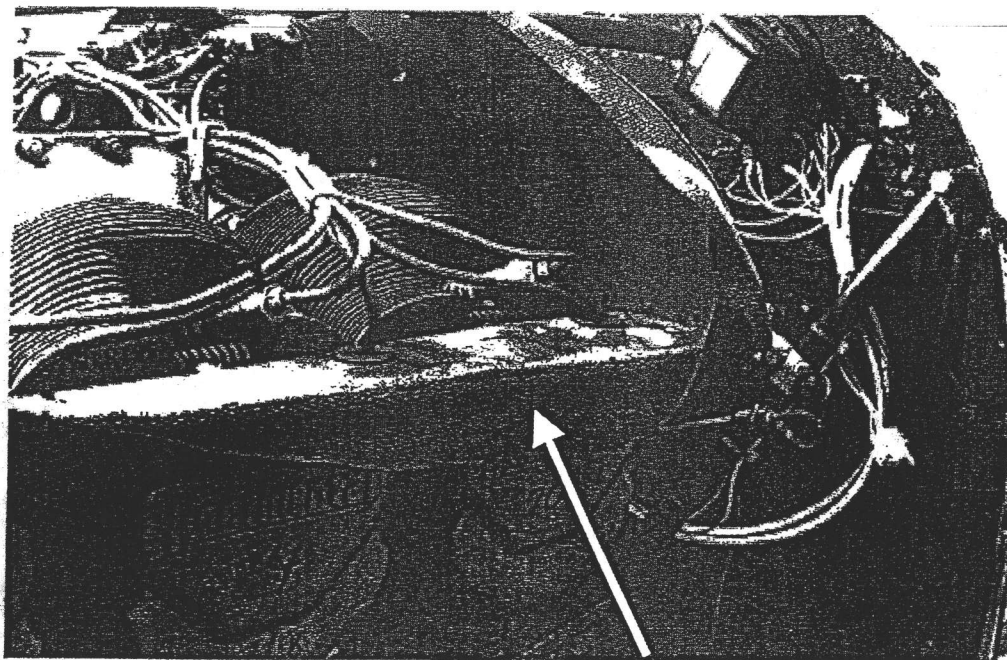
In addition to the age of the aircraft, many engines have been installed as power upgrades through the Supplemental Type Certificate (STC) process. All of these installations should be thoroughly examined to ensure completeness of baffling and the replacement of old and potentially dysfunctional baffles. THE QUALITY OF DOCUMENTATION FOR STC INSTALLATIONS CAN VARY WIDELY, AND IF THE INSPECTION REVEALS INSTALLATION PROBLEMS THAT COULD AFFECT ENGINE COOLING OR OPERATION, THE STC HOLDER MUST BE CONTACTED FOR RESOLUTION.

FOR THESE REASONS, IT IS IMPORTANT THAT ALL AIRCRAFT BAFFLES BE INSPECTED ANNUALLY.


Some manufacturers, conversion shops, and maintenance facilities have developed baffle kits with improved, more flexible material that can provide excellent engine cooling airflow. Such kits may be particularly beneficial for older aircraft. Groups such as the American Bonanza Society and the Cessna Pilots Association can be useful sources for information about kits for specific aircraft.

Baffles in the conditions shown in the following photographs indicate problems found in the field that will shorten cylinder life by causing inadequate cooling airflow. The TopCare Health Check list indicates areas to be checked such as intercylinder baffles, perimeter baffles, cowl seals, cooling ducts, and any other seals or areas that direct or control airflow. Ensure that all holes and cracks that may waste cooling air are sealed.


ISSUED			REVISED			 Teledyne Continental Motors, Inc. <small>A Teledyne Technologies Company</small> P.O. Box 90 Mobile AL 36601 • 251-436-8134	PAGE NO	REVISION
MO	DAY	YEAR	MO	DAY	YEAR			
02	17	97	04	19	2004		10 of 26 SID97-2	B




**Peripheral Baffle Seals
Improperly Positioned**



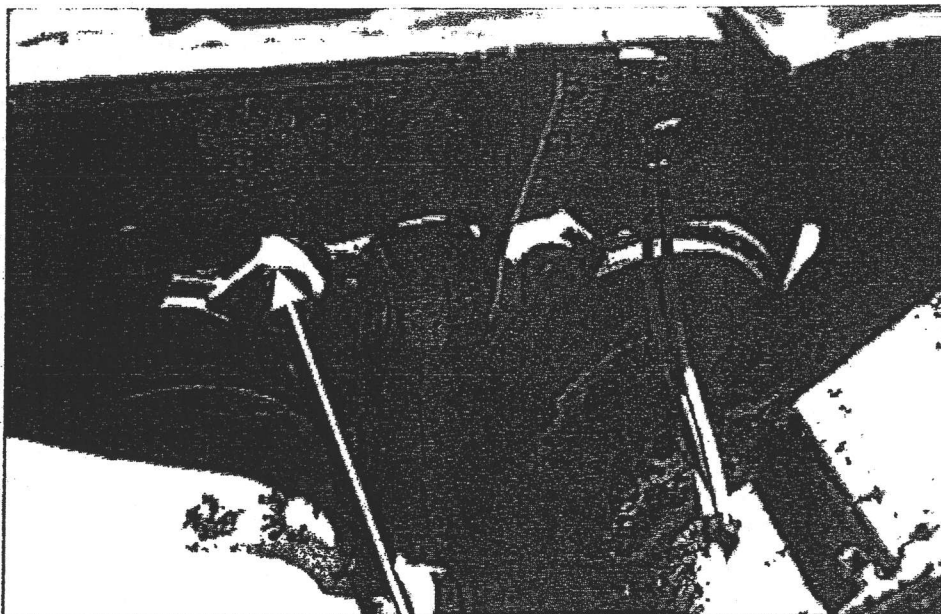
ISSUED			REVISED			 Teledyne Continental Motors, Inc. <small>A Teledyne Technologies Company</small> P.O. Box 90 Mobile AL 36601 • 251-436-8134	PAGE NO	REVISION
MO	DAY	YEAR	MO	DAY	YEAR		11 of 26 SID97-2	B
02	17	97	04	19	2004			




**Aft and Side Peripheral Baffle
Seals Not Sealing Properly**




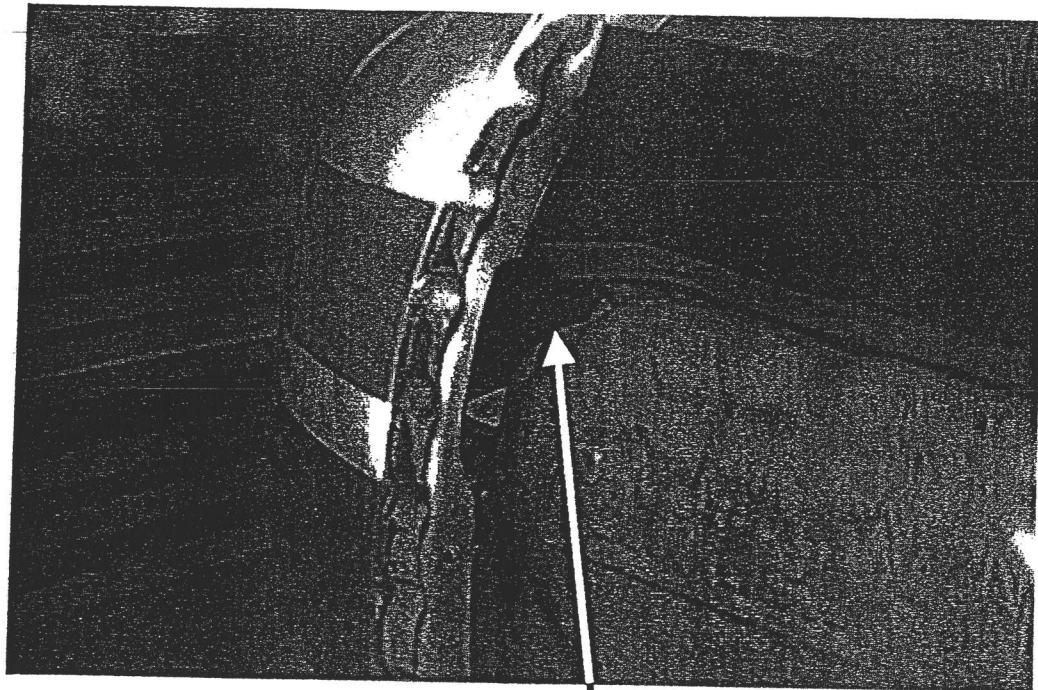
ISSUED			REVISED			 Teledyne Continental Motors, Inc. <small>A Teledyne Technologies Company</small> P.O. Box 90 Mobile AL 36601 • 251-436-8134	PAGE NO	REVISION
MO	DAY	YEAR	MO	DAY	YEAR		12 of 26	B
02	17	97	04	19	2004		SID97-2	



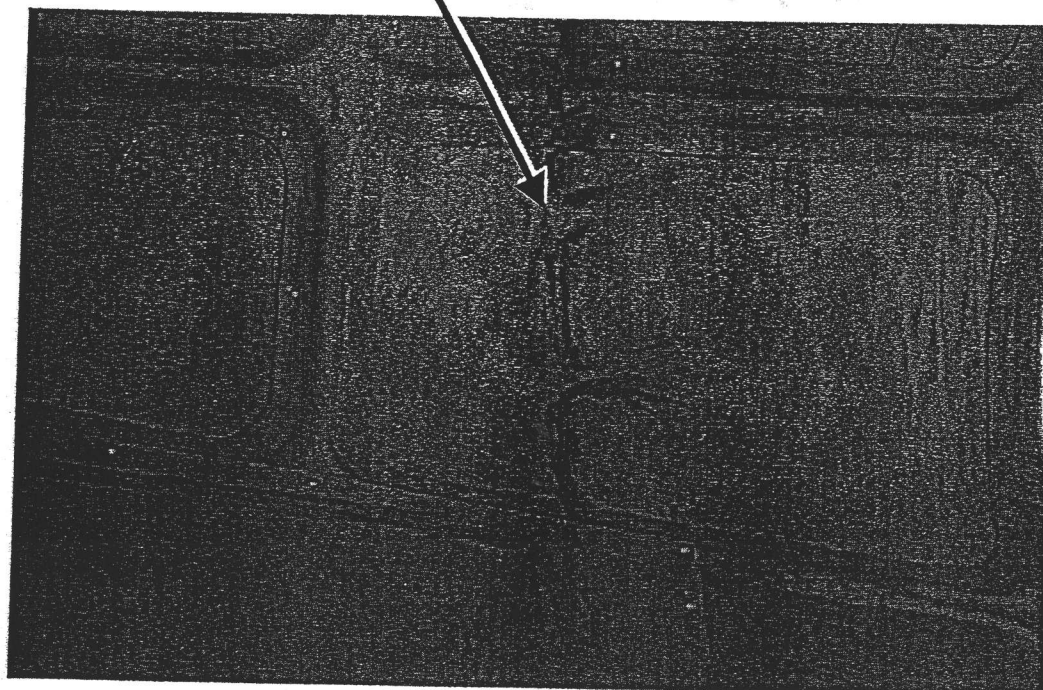
Aft and Side Baffles with Air Gaps



ISSUED			REVISED			 Teledyne Continental Motors, Inc. <small>A Teledyne Technologies Company</small> P.O. Box 90 Mobile AL 36601 • 251-436-8134	PAGE NO	REVISION
MO	DAY	YEAR	MO	DAY	YEAR		13 of 26 SID97-2	B
02	17	97	04	19	2004			



Cooling Air Loss Due to
Gaps in Baffle Seal



ISSUED			REVISED			 Teledyne Continental Motors, Inc. <small>A Teledyne Technologies Company</small> P.O. Box 90 Mobile AL 36601 • 251-436-8134	PAGE NO 14 of 26 SID97-2	REVISION B
MO	DAY	YEAR	MO	DAY	YEAR			
02	17	97	04	19	2004			

6. INDUCTION SYSTEM EXAMINATION

Improper or inadequate maintenance of the air induction components of the aircraft engine installation can and often does result in the engine breathing unfiltered air. Unfiltered air contains particulates, which are abrasive to the engine, especially to the cylinder walls and ring faces. Induction system maintenance that emphasizes properly sealed filters, alternate air doors, and air ducts can prevent much of that damage. Induction system deficiencies can often be detected through oil analysis which identifies the contamination.

In addition to using the engine manuals, also consult the aircraft maintenance manual for information. The TopCare Health Check Inspection contains the basic elements that should be considered as a minimum to inspect induction system integrity.

7. COWLING INSPECTION AND COWL FLAP OPERATIONAL CHECK

In addition to baffle conditions, other components that affect airflow through the cowl must be reviewed. Supplemental equipment or modifications must not restrict cowl openings and exit areas. Abnormal temperatures can result from airflow blockage or restrictions, which can lead to cylinder damage. Cowl flap operation is also an integral part of engine cooling control. The TopCare Health Check Inspection recommends verification of the correct opening, rigging, and operation of the cowl flaps.

8. IGNITION SYSTEM INSPECTION

Advanced magneto to engine timing can cause elevated cylinder head temperatures. Maintain and adjust magnetos in accordance with the engine or magneto service instructions. Inspect the magneto harness and spark plugs and replace if needed.

9. FUEL SYSTEM SET-UP

Improper maintenance and adjustment of the fuel system can be a significant factor in premature cylinder removal. Engine operation and cooling are directly related to the correct set-up of the fuel system. In addition, improper fuel system settings can affect engine performance in terms of both power and response to throttle movement. For most installations, the available airflow is insufficient to cool the engine during high-power operation and additional fuel is required to provide supplemental cooling. Mixture control can also be used in cruise to maintain correct cylinder head temperatures. Full rich fuel flows must be set properly in order to provide designed cooling margins.

Refer to the latest version of TCM Service Bulletin SID97-3 concerning fuel system set-up instructions. Use the aircraft manuals and, if the installation is an STC, use the instructions provided with the STC.

Caution: *When performing fuel system set-up or adjustment, it is essential that the applicable manufacturer's and/or STC holder's published instructions be followed. It is also essential that proper tools, equipment and calibrated test gages be utilized. Do not rely on aircraft fuel flow pressure gages for fuel system set-up or adjustment. Aircraft tachometer and manifold pressure gages must be verified for accuracy.*

To assist in this critical system adjustment, TCM has produced a video about the setup and maintenance of TCM fuel injection systems as a supplement to existing information. The video (P/N X30650) may be ordered by contacting the TCM Customer Service Department.

ISSUED			REVISED			 Teledyne Continental Motors, Inc. <small>A Teledyne Technologies Company</small> P.O. Box 90 Mobile AL 36601 • 251-436-8134	PAGE NO	REVISION
MO	DAY	YEAR	MO	DAY	YEAR		15 of 26	B
02	17	97	04	19	2004		SID97-2	

10. AIRCRAFT ENGINE GAGE VERIFICATION

To ensure that the engine is operating within recommended limits for normal operation, the aircraft engine gages must be verified for correct indications and any discrepancies rectified. Engine gages include the tachometer, manifold pressure, fuel flow, oil pressure, oil temperature, cylinder head temperature (CHT) and exhaust gas temperature (EGT).

Caution: *Inaccurate aircraft engine related gages can cause operation outside of engine certification and specification limits and can lead to decreased cylinder life. Aircraft gage calibration errors can be particularly harmful for high horsepower engines. Gages must be re-marked for modified (STC) engines.*

WARNING

SIGNIFICANT AIRCRAFT ENGINE GAGE INACCURACIES CAN LEAD TO CYLINDER DETONATION WHICH CAN RESULT IN ENGINE STOPPAGE.

11. FLIGHT TEST

At the conclusion of the inspections, repairs and adjustments, conduct a test flight to verify normal operation of the engine and related systems. The instructions in TCM Service Bulletin M89-7R1 provide ground runup and test flight procedures.

Caution: *Ground running during adjustments must be carefully monitored to avoid high and potentially harmful cylinder head temperatures. Extended and full power ground operations must be held to a minimum, especially on newly installed cylinders.*

PILOT OPERATIONAL AWARENESS

The aircraft operator can significantly influence the service life of the cylinders and other components by an increased awareness of engine requirements. Example: Rust prevention by frequent operation or by following recommended preservation procedures if the aircraft is inactive.

Using the correct type and grade engine oil and requiring frequent oil changes are important areas where an informed owner/operator can extend engine life. In general, becoming knowledgeable about all of your aircraft's maintenance requirements will help you make informed decisions. Membership in TCM LINK Aviator Services provides an outstanding means of obtaining information and recommendations for operation and maintenance of your engine.

The life of cylinders and cylinder components is highly dependent on correct operating temperatures. Control of operating temperatures is a function of installation design and maintenance, and operator control of fuel flow and cowl flaps. During high power and slow speed aircraft operations, the fuel/air mixture must be rich to supplement air cooling. Enriched fuel flow is a powerful way of controlling combustion temperatures and, therefore, cylinder, piston, and ring temperatures.

ISSUED			REVISED			 Teledyne Continental Motors, Inc. <small>A Teledyne Technologies Company</small> P.O. Box 90 Mobile AL 36601 • 251-436-8134	PAGE NO	REVISION
MO	DAY	YEAR	MO	DAY	YEAR			
02	17	97	04	19	2004		16 of 26 SID97-2	B

The highest combustion temperatures occur near the ideal fuel/air ratio of about one pound of fuel for 15 pounds of air. Combustion temperatures drop on both the lean side and rich side of this point. However, on the lean side of peak, the reduction in power with leaning is rapid and lean misfire occurs on many engines about 100 degrees F lean of peak. On the rich side, power is very stable with changes in fuel flow. This characteristic allows the engine to obtain rated power with rich mixtures where the combustion temperatures are substantially reduced. This additional fuel at takeoff is required to maintain control of cylinder structure and oil cooling.

In cruise, operating rich reduces combustion temperatures and should be used to control engine temperatures. For maximum range, operation on the lean side of peak or at peak is permitted at low cruise power on some engine models. For normal operation, it is good practice that mixtures be controlled so that the hot cylinder is 50 to 100 degrees F rich of peak at cruise settings.

In addition, rapid temperature changes should be avoided. Warm-up and cool down periods at the start and end of flights are also recommended. Leaning recommendations and fuel flow limits are found in the Airplane Flight Manual, or supplemental Airplane Flight Manual if you have an STC installation. These recommendations should be followed with pilot control of fuel flows and cowl flaps used to maintain temperature control.

COMMENT ON ENGINE TOP OVERHAUL PROCEDURES

If the results of the TopCare Health Check Inspection indicate that one or more cylinders should be removed from the engine, it is extremely important the cylinder removal, repair or replacement, and installation be conducted according to the instructions contained in the appropriate aircraft manufacturer's instructions, TCM Overhaul Manuals and other related TCM service documents for the aircraft and engine under service.

Evaluations of engine service issues and incidents in the field indicate that a number of engines that experience reduced service life can be attributed to improper field top overhaul procedures. Improper torque sequencing or procedures employed during reassembly can result in loss of engine crankcase through-bolt torque.

WARNING

THE USE OF IMPROPER PROCEDURES FOR CYLINDER REMOVAL AND REPLACEMENT CAN LEAD TO LOSS OF MAIN BEARING CRUSH AND ENGINE FAILURE.

To assist with the understanding of the proper procedures for engine top overhaul, TCM has produced a video that highlights the critical elements of a field top overhaul. The top overhaul video (P/N X30562) may be ordered by contacting the TCM Customer Service Department.

Anyone can contact TCM Customer Service and order the video for a nominal charge.

ISSUED			REVISED			 Teledyne Continental Motors, Inc. <small>A Teledyne Technologies Company</small> P.O. Box 90 Mobile AL 36601 • 251-436-8134	PAGE NO	REVISION
MO	DAY	YEAR	MO	DAY	YEAR		17 of 26 SID97-2	B
02	17	97	04	19	2004			

TCM TopCare Health Checklist


NOTE: In order to perform the TopCare Health Check Inspection, all applicable aircraft, engine, and STC holder's manuals, instructions and service information must be available and utilized. Use the TopCare Health Checklist Form to document the results of the following inspections and required repairs and adjustments. The latest version of TCM Service Bulletin SB96-12 provides additional cylinder inspection criteria that should be performed in addition to the inspections called for in this SID.

1. DIFFERENTIAL COMPRESSION CHECK

- a. Perform Differential Compression Check in accordance with the latest revision of TCM Service Bulletin SB03-3 and record the master orifice tool reading.
 1. For cylinders with differential pressures greater than the minimum allowable calibrated compression reading, and borescope inspection reveals no abnormalities, then continue in service.
 2. For cylinders with differential pressures less than the minimum allowable calibrated compression reading, a borescope examination must be performed and the aircraft flown at power with a re-check of the suspect cylinder. If the cylinder leakage rate is still below the minimum allowable calibrated reading, the leakage source must be determined and corrected.
 3. For cylinders where leakage by the valves is identified, perform a borescope inspection of the affected cylinder(s). If the leakage rate is above the minimum allowable calibrated compression reading, and borescope examinations reveal no abnormalities, continue in service. If the leakage rate is below the minimum allowable calibrated compression reading, and borescope examinations reveal no abnormalities, operate the engine to normal temperatures and recheck cylinder differential leakage.
 4. For cylinders where leakage by the rings or valves is less than the minimum allowable calibrated compression reading, further investigation in accordance with the latest version of TCM Service Bulletin SB03-3 should be followed prior to cylinder removal.
- b. Record differential compression values for each cylinder and reference pressure value.

2. CYLINDER BORE INSPECTION CHECK LIST

- a. In addition to the procedures listed here, refer also to the latest revision of TCM Service Bulletin SB03-3 for cylinder barrel and valve area borescope examination procedures. Inspect each cylinder for signatures of normal wear. See Figure 4. Cylinder walls which appear to have minimum or no hone pattern are acceptable if the cylinder has acceptable differential compression readings and the engine has acceptable oil consumption.
- b. Inspect each cylinder for signatures of light rust. See Figure 1. Light rust which has not resulted in excessive pitting of the cylinder wall is acceptable. Several small, localized areas less than 1/16 inch in diameter are acceptable as long as the total affected areas in any one cylinder does not exceed 1 inch in diameter. The affected areas must be separated by at least 1/2 inch. Rust above the top ring travel is inconsequential and not cause for cylinder removal. Surface discoloration or staining is acceptable and will not result in any damage to the cylinder barrel or to the piston rings.

ISSUED			REVISED			 Teledyne Continental Motors, Inc. <small>A Teledyne Technologies Company</small> P.O. Box 90, Mobile AL 36601 • 251-436-8134	PAGE NO	REVISION
MO	DAY	YEAR	MO	DAY	YEAR		18 of 26 SID97-2	B
02	17	97	04	19	2004			

- c. Inspect each cylinder for signatures of heavy rust. See Figure 2. Cylinder walls which show heavy rust as characterized by pitting of the cylinder wall surface should be removed for repair or replacement if the cylinder has low differential compression or the engine oil consumption is high. Areas of corrosion where the honed surfaces have been altered are of primary concern. These areas are normally very dark in contrast to the surrounding areas. Small localized areas less than 1/2 inch in diameter are acceptable as long as there are no signatures of scoring or material pick up.
- d. Inspect each cylinder for signatures of heavy wear. See Figure 5. Heavy bore wear is identified as a complete loss of visible hone pattern over the full ring travel and will normally have associated low cylinder differential compression and/or high oil consumption. This generally will indicate a need for cylinder repair or replacement or, at minimum, call for more frequent condition inspections.
- e. Inspect each cylinder for signatures of scoring. A predominant amount of cylinder bore scratches or grooves that extend in the direction of piston travel will normally lead to low differential compression checks and high oil consumption. This may also be identified by burnt or blistered paint on the exterior of the cylinder barrel. This will indicate a need for cylinder repair or replacement.

3. OIL CONSUMPTION TREND MONITORING

- a. A formal oil consumption record should be generated for the engine installation. If oil consumption is more than one quart every three hours of operation or if the oil consumption trend has changed substantially, conduct the differential compression and borescope examinations defined by sections 1 and 2 of the TopCare Health Checklist. If the oil consumption trend is stable and the oil consumption is less than one quart every three hours, continue with the TopCare Health Checklist.
- b. Record type of oil used.
- c. Record the number of quarts of oil added.
- d. Record oil change interval.
- e. At every oil change, strain the oil and examine for debris. Also, cut open the oil filter and examine it for unusual material content. Record examination results of the strained oil, oil filter or screen. The presence of a heavy amount of material will require investigation to determine the source prior to further engine operation.

4. OIL ANALYSIS TREND MONITORING

- a. If an oil analysis profile has been established, review the results for indications of wear or contamination.
- b. Based on the latest oil analysis, record the results of the profile trend. If the trend indicates an abnormal increase in material amounts, reference the recommended actions provided by the oil analysis laboratory.
- c. If no prior oil analysis exists, initiate sampling according to the instructions you receive with the oil analysis kit.

ISSUED			REVISED			 Teledyne Continental Motors, Inc. <small>A Teledyne Technologies Company</small> P.O. Box 90 Mobile AL 36601 • 251-436-8134	PAGE NO	REVISION
MO	DAY	YEAR	MO	DAY	YEAR		19 of 26	B
02	17	97	04	19	2004		SID97-2	

5. BAFFLE CONDITION INSPECTION

- a. Check baffles for condition, correct position, and proper contact with cowl.
- b. Repair or replace worn or distorted baffles.
- c. Check and adjust inter-cylinder baffles to ensure a tight fit.
- d. Seal holes and cracks that would allow cooling airflow to be wasted. This may be accomplished by applying a non-corrosive silicone adhesive/sealant. Consult the aircraft manufacturer for application instructions.
- e. Check the integrity of all cooling ducts, heater ducts, etc. and repair as necessary.

6. INDUCTION SYSTEM EXAMINATION

- a. Check the air filter for cleanliness, normal operation and the absence of gaps or leaks in the filtering element. Check the air filter seal for potential bypass circuits from the filter. Correct or replace as necessary.
- b. Verify the integrity of the airbox by examining for alternate air circuits which can bypass the filtering system. Any holes or bypass circuits found behind the filtering element should be repaired as required.
- c. Verify the operation of the alternate air door and the integrity of the seal when in the closed position. Verify the door operating mechanism for security when in the closed location. Replace or repair as necessary.
- d. If the operator conducts regular oil analyses, use the silicon content of the most recent analysis and the overall silicon trend to further assess the possibility of induction system leaks or pilot operational issues such as extensive use of carburetor heat or alternate air during ground operation.
- e. Identify induction system inspection requirements for the specific aircraft in service and comply with all requirements for inspection and maintenance of the induction system.

7. COWLING INSPECTION & COWL FLAP OPERATION CHECK

- a. Verify that equipment such as add-on accessories and their associated hardware does not restrict cowl inlet, cowl outlet, and air flow through the cooling fins.
- b. Verify cowl flap rigging and operation in accordance with the appropriate aircraft maintenance manual as applicable.

8. IGNITION SYSTEM INSPECTION

- a. Check magneto timing and adjust to specification. Refer to the latest revision of TCM Service Bulletin MSB94-8A concerning magneto to engine timing.
- b. Clean, gap and test spark plugs; replace as needed:

CAUTION: Always use new spark plug gasket. Failure to install a new spark plug gasket each time the spark plug (s) are installed may result in incomplete sealing of the combustion chamber, loss of spark plug heat transfer, spark plug over heating, possible pre-ignition / detonation and internal engine damage.

- c. Inspect ignition harness leads for damage; replace as needed.

ISSUED			REVISED			 Teledyne Continental Motors, Inc. <small>A Teledyne Technologies Company</small> P.O. Box 90 Mobile AL 36601 • 251-436-8134	PAGE NO	REVISION
MO	DAY	YEAR	MO	DAY	YEAR			
02	17	97	04	19	2004		20 of 26 SID97-2	B

9. FUEL SYSTEM SETUP

- a. Adjust fuel system in accordance with the latest version of TCM Service Bulletin SID97-3 concerning fuel system adjustment and STC instructions, if applicable.
- b. Calibrated test gages, not aircraft gages, must be used and the published recommendations shall be followed.

10. AIRCRAFT ENGINE GAGE VERIFICATION

- a. In addition to the verification of accuracy of the tachometer and manifold pressure gage required for fuel system setup, verify that the fuel flow, cylinder head temperature (CHT) and exhaust gas temperature (EGT) gages are providing accurate indications.

11. FLIGHT TEST

- a. Refer to TCM Service Bulletin M89-7R1 for guidelines for initial operation and flight test after maintenance.
- b. Conduct flight test as called for in TCM Service Bulletin M89-7R1.
- c. Make adjustments as indicated by the flight test.
- d. Follow the limitations and operating instructions provided in the Airplane Flight Manual or supplemental Airplane Flight Manual.
- e. Under standard atmospheric conditions, typical full rich climb cylinder head temperatures should be 380 to 420 degrees F and oil temperatures should be 180 to 220 degrees F.
- f. Under standard atmospheric conditions, typical lean cruise cylinder head temperatures should be 340 to 380 degrees F and oil temperatures should be 170 to 190 degrees F.

PILOT OPERATIONAL AWARENESS

In addition to the items contained in the TopCare Health Checklist, the maintenance facility should also provide the owner information concerning the following:

- a. Rust - Refer to latest revision of TCM Service Information Letter SIL99-1 for engine preservation instructions. Frequent use for periods that ensure at least 30 minutes of flight operation after oil temperatures have stabilized is the best routine. DO NOT SUBSTITUTE GROUND RUNNING FOR FLIGHT OPERATION.
- b. Lubrication - Use only oils approved for aircraft engines. Refer to the latest revision of TCM Service Information Letter SIL99-2 concerning recommended fuel and oil grades. Oil changes at intervals not to exceed 50 hours of operation (25 hours for engines with oil screens) or 6 months, whichever occurs first, is considered good practice.
- c. Cooling Control - Follow the leaning recommendations and fuel flow limits in the Airplane Flight Manual or supplemental Airplane Flight Manual if an STC installation. Pilot control of fuel flow and cowl flap position to maintain temperature within the guidelines is recommended practice.

ISSUED			REVISED			 Teledyne Continental Motors, Inc. <small>A Teledyne Technologies Company</small> P.O. Box 90 Mobile AL 36601 • 251-436-8134	PAGE NO	REVISION
MO	DAY	YEAR	MO	DAY	YEAR		21 of 26	B
02	17	97	04	19	2004		SID97-2	

TCM LINK Aviator Services - This free owner information service provides direct exchange of information with TCM and provides reference information such as TCM service bulletins and FAA Airworthiness Directives related to specific TCM engines and ignition systems. Register for Aviator Services on-line in a matter of minutes; you may call the TCM Link Aviator Services Desk at 1 -888-TCM-LINK (826-5465) to register or you can register on-line, just go to <http://www.tcmlink.com/registration/aviatorservices.cfm> and receive the following programs available to you 24 hours a day:

Aviator Member & Engine Profile
TCM Engine & Ignition Service Bulletins
Scheduled Maintenance Checklists
Oil Analysis Tracking Program

Electronic Illustrated Parts Catalog
FAA Airworthiness Directives
Troubleshooting Guide & Technical Briefs
SB/AD Compliance Matrix

Summary of TCM TopCare Warranties

1. TopCare® CYLINDER WARRANTY

For complete TopCare cylinder warranty information and coverage see the latest revision of TCM TopCare™ Cylinder Warranty Form, X30684. You can also obtain a free copy of this warranty at our web site address <http://www.tcmlink.com/warranty.html>.

2. ENROLLMENT INTO THE TOPCARE® WARRANTY PROGRAM

Each new aircraft powered by an engine which incorporates the TopCare cylinder improvement package is covered and no enrollment is required. For other than new aircraft, enrollment into the TopCare Warranty Program must be accomplished by performing the initial TopCare Health Check at time of engine (or cylinder) installation and correcting any discrepancies. The initial TopCare Health Check Form must be completed, signed by the inspecting mechanic and returned along with the attached TCM TopCare Warranty Enrollment Form to:

Teledyne Continental Motors
Attn. Warranty Services
P.O. Box 90
Mobile, AL 36601
Fax Number 251-432-7352.

To maintain coverage, the TopCare Health Check Inspection must be performed annually and any discrepancies corrected at that time. The TopCare Health Check Form must be completed for each inspection, signed by the inspecting mechanic and retained by the owner for submittal to TCM with any warranty claim under the TopCare warranty.

Any FBO facility having all of the minimum tools required for performing the TopCare Health Check Inspection as identified on page 4 of this SID and the capability to properly perform the TopCare Health Check Inspection may contact TCM Service Department at 1-888-826-5465 and request that they be included on a list to be maintained by TCM to assist customers in identifying facilities capable of properly performing the TopCare Health Check Inspection. TCM reserves the right to audit both the equipment and capability of any FBO facility requesting to be included on the list and may require demonstration of capability and/or training for continuation on the list.

ISSUED			REVISED			 Teledyne Continental Motors, Inc. <small>A Teledyne Technologies Company</small> P.O. Box 90 Mobile AL 36601 • 251-436-8134	PAGE NO	REVISION
MO	DAY	YEAR	MO	DAY	YEAR			
02	17	97	04	19	2004		22 of 26 SID97-2	B

The aircraft owner/operator must select an FBO facility that has the equipment and capability to properly perform the TopCare Health Check Inspection. Any owner/operator desiring the name of an FBO facility in a particular geographic region having the equipment and capability required to perform the TopCare Health Check Inspection may contact TCM Service Department at phone number (251) 438-3411 or (888) 826-5465. Any FBO identified by TCM will be based upon information and representations provided by the FBO. The FBO's capability to properly perform the TopCare Health Check Inspection must be confirmed by the owner/operator prior to having the inspection performed. The expanded TopCare Cylinder warranty requires that the inspection be properly performed for warranty coverage to apply.


Table 2 – TopCare Cylinder Warranty Reference Guide

Type Warranty	Full Coverage Period	Type Coverage	Additional Coverage Period	Pro-rata Calculation
TopCare Cylinders. (Shipped prior to 8/1/99).①	12 Months or 480 hours, whichever occurs first.	Parts & Labor	Pro-Rated to TBO of engine or 48 months, whichever occurs first.	Actual hours or 25 hours per month, which ever is greater.
TopCare Cylinders. (Shipped on or after 8/1/99).①	12 Months or 1000 hours, whichever occurs first.	Parts & Labor	Parts only for 24 months or 1000 hours, whichever occurs first, after the initial 12 month period.	Not Applicable.
Existing Cylinders on Engines Covered Under Gold Medallion Warranty With Required TopCare Health Check Inspection.①	Per Gold Medallion.	Parts & Labor	ENGINES To TBO based on Actual hours or 40 hours per month whichever occurs first.	TopCare Cylinders Actual hours or 25 hours per month, whichever is greater.
Existing Cylinders on Engines Covered Under Gold Medallion Plus II Warranty With Required TopCare Health Check Inspection.①	Per Gold Medallion Plus II.	Parts & Labor	ENGINES To TBO based on Actual hours or 30 hours per month whichever occurs first.	TopCare Cylinders Actual hours or 25 hours per month, which ever is greater.
New Engines (shipped after 8/1/99)①	One (1) year or 1000 hours	Parts and Labor	Full Parts years 2 and 3, no labor, no pro-rated or 1000 hours	Not applicable
Rebuilt Engine (shipped after 8/1/99)①	One (1) year or 500 hours	Parts and Labor	Remainder of TopCare Cylinder Warranty①	Not Applicable

① For a full explanation of the TCM TopCare™ Cylinder Warranty Policy see page 22 of this bulletin "Summary of TCM TopCare Warranties" and our web site at www.tcmlink.com.

NOTE

On all engines other than those installed in new aircraft, the TopCare™ Warranty Enrollment Form must be received by TCM to validate the TopCare™ cylinder warranty.

ISSUED			REVISED			 Teledyne Continental Motors, Inc. <small>A Teledyne Technologies Company</small> P.O. Box 90 Mobile AL 36601 • 251-436-8134	PAGE NO	REVISION
MO	DAY	YEAR	MO	DAY	YEAR		23 of 26 SID97-2	B
02	17	97	04	19	2004			

TCM TopCare® Warranty Enrollment Form

Owner Name:		Aviator Services Membership #:		Date:	
Address:					
City:		State/Country:		Zip Code:	
Aircraft Registration #:		Make/Model:		S/N:	
Engine Model:		Serial Number:		Position: L - R - S	
Date Installed:		Time Since Major O/H:		Time Since Top O/H:	
Engine Model:		Serial Number:		Position: L - R - S	
Date Installed:		Time Since Major O/H:		Time Since Top O/H:	

I wish to enroll in the TCM TopCare Warranty. I understand that TCM requires me to complete and maintain custody of periodic TopCare Health Checklist Forms for the purpose of proof of accomplishment for warranty and that TCM has no responsibility to review any of the forms submitted nor make any comment, recommendation or otherwise contact the owner regarding the contents thereof. The continued airworthiness of the aircraft remains the responsibility of the aircraft owner.

I understand that if I make a claim under the TCM TopCare Warranty, I will be required to supply a copy of each of the TopCare Health Checklist Forms to TCM at the time the warranty claim is made.

NOTE: Complete a copy of this form for each aircraft for initial TopCare enrollment. Return a completed copy of this TopCare Warranty Enrollment Form and the TopCare Health Checklist Form to:

Teledyne Continental Motors
Attn: Warranty Services
PO Box 90
Mobile, Alabama 36601
Fax Number 251-432-7352

Owner's Signature: _____

Date: _____

ISSUED			REVISED			 Teledyne Continental Motors, Inc. <small>A Teledyne Technologies Company</small> P.O. Box 90 Mobile AL 36601 • 251-436-8134	PAGE NO	REVISION
MO	DAY	YEAR	MO	DAY	YEAR		24 of 26 SID97-2	B
02	17	97	04	19	2004			

TCM TopCare® Health Checklist Form

Inspecting Agency: _____

Date: _____

Inspecting Mechanic: _____

Aviator Services Member #: _____
(As Applicable)

Aircraft Owner: _____

Aircraft Serial #: _____

Aircraft Make/Model: _____

Registration #: _____

Aircraft Year: _____

Engine Serial #: _____

Engine Model: _____

Time Since Top O/H: _____

Engine Hours: Time since major O/H _____

1. Differential Compression Check Record Readings

- 1a. Master Orifice Reading _____
- 1b. Record Differential Compression Values for Each Cylinder #1 _____
#2 _____
#3 _____
#4 _____
#5 _____
#6 _____

2. Cylinder Bore Inspection Check ☒ Inspection Results for Each Cylinder

	2a - Normal Wear	2b - Light Rust	2C - Heavy Rust	2d - Heavy Wear	2e - Scoring
Cylinder #1	<input type="checkbox"/>	<input type="checkbox"/>	<input type="checkbox"/>	<input type="checkbox"/>	<input type="checkbox"/>
Cylinder #2	<input type="checkbox"/>	<input type="checkbox"/>	<input type="checkbox"/>	<input type="checkbox"/>	<input type="checkbox"/>
Cylinder #3	<input type="checkbox"/>	<input type="checkbox"/>	<input type="checkbox"/>	<input type="checkbox"/>	<input type="checkbox"/>
Cylinder #4	<input type="checkbox"/>	<input type="checkbox"/>	<input type="checkbox"/>	<input type="checkbox"/>	<input type="checkbox"/>
Cylinder #5	<input type="checkbox"/>	<input type="checkbox"/>	<input type="checkbox"/>	<input type="checkbox"/>	<input type="checkbox"/>
Cylinder #6	<input type="checkbox"/>	<input type="checkbox"/>	<input type="checkbox"/>	<input type="checkbox"/>	<input type="checkbox"/>

3. Oil Consumption Trend Monitoring Record Information

- 3a. Record Oil Consumption - One (1) Quart Every Hours
- 3b. Type of Oil Used _____
- 3c. Record the Number of Quarts Added _____
- 3d. Record Oil Change Interval Hours
- 3e. Sump Oil Strained and Filter Contents Examined and Found to be:
☐ Clean
☐ Light Material
☐ Heavy Material

4. Oil Analysis Trend Monitoring Check ☒ as Applicable

- 4a. Oil Analysis Profile Established ☐ Yes ☐ No
- 4b. Latest Oil Analysis Indicates ☐ Normal Trend
☐ Abnormal Trend
- 4c. Oil Analysis Sampling Initiated ☐ Yes ☐ No
- Oil Analysis Lab Used _____

ISSUED			REVISED			PAGE NO	REVISION
MO	DAY	YEAR	MO	DAY	YEAR		
02	17	97	04	19	2004	25 of 26 SID97-2	B



Teledyne Continental Motors, Inc.
A Teledyne Technologies Company
P.O. Box 90 Mobile AL 36601 • 251-436-8134

5. Baffle Condition Inspection

Check ☒ as Applicable

5a. Baffles in Good Condition, Correct Position and Proper Contact

5b. Replaced or Repaired Baffles

5c. Inter-Cylinder Baffles Installed Properly

5d. Holes and Cracks Sealed

5e. Cooling / Heating Duct Condition Correct or Repaired

6. Induction System Examination

Check ☒ as Applicable

6a. Air Filter Clean and Properly Installed

6b. Air Box Inspected and Repaired as Required

6c. Alternate Air Door Sealing and Functioning Properly

7. Cowling Inspection and Cowl Flap Operation

Check ☒ as Applicable

7a. No Restrictions in Cowling Inlet, Outlet or Cooling Fins

7b. Proper Cowl Flap Rigging and Operation Verified

8. Ignition System Inspection

Check ☒ as Applicable

8a. Magneto to Engine Timing Set at Left and Right Degrees BTDC

8b. Spark Plugs Cleaned, Gapped, Tested and Replaced as Necessary

8c. Ignition Harness Inspected for Damage and Leads Replaced as Necessary

9. Fuel System Setup

Check ☒ as Applicable

9a. Idle Unmetered Fuel Pump Pressure Set at PSI at RPM

Idle Fuel Mixture RPM Rise at Idle Cutoff = 25/50 RPM

Full Throttle Metered Fuel Set at GPH/LBS-HR at RPM

10. Aircraft Engine Gage Verification

10a. Verified accuracy of Tach, MP, Fuel Flow, CHT and EGT Gages

11. Flight Test

Flight Test Performed and All Parameters Within Specification

If Cylinder Repair or Replacement was Required Due to Results of the Preceding Inspections, Indicate Below.


	Low Compression	Rust	Scored	Oil Consumption	Other
Cylinder #1	<input type="checkbox"/>	<input type="checkbox"/>	<input type="checkbox"/>	<input type="checkbox"/>	<input type="checkbox"/>
Cylinder #2	<input type="checkbox"/>	<input type="checkbox"/>	<input type="checkbox"/>	<input type="checkbox"/>	<input type="checkbox"/>
Cylinder #3	<input type="checkbox"/>	<input type="checkbox"/>	<input type="checkbox"/>	<input type="checkbox"/>	<input type="checkbox"/>
Cylinder #4	<input type="checkbox"/>	<input type="checkbox"/>	<input type="checkbox"/>	<input type="checkbox"/>	<input type="checkbox"/>
Cylinder #5	<input type="checkbox"/>	<input type="checkbox"/>	<input type="checkbox"/>	<input type="checkbox"/>	<input type="checkbox"/>
Cylinder #6	<input type="checkbox"/>	<input type="checkbox"/>	<input type="checkbox"/>	<input type="checkbox"/>	<input type="checkbox"/>

Comments:

I hereby certify that I have performed the TopCare Health Check and any of the items identified above that required repair, replacement or verification have been repaired, replaced or verified. I also understand that TCM requires submission of this form for purposes of proof of accomplishment for warranty and that TCM bears no responsibility for the review or action on the actual details of this checklist form.

Mechanic's Signature:

Date:

ISSUED			REVISED			 Teledyne Continental Motors, Inc. <small>A Teledyne Technologies Company</small> P.O. Box 90 Mobile AL 36601 • 251-436-8134	PAGE NO 26 of 26 SID97-2	REVISION B
MO	DAY	YEAR	MO	DAY	YEAR			
02	17	97	04	19	2004			