




MODIFICATION STATUS
Supplemental Type Certificates - STC

		A/C S/N: 40.NC245	
		Date Printed 5/30/2023	
AM Number	Release Note Title	Applicable?	Issue Date
STC SA06-52 SA02292NY	MT PROPELLER - MTV-12-b/183-59b Propeller		
STC SA03281AT	POWERFLOW - PF Exhaust System		
STC SA01918LA	AMSAFE - Inflatable Restraint System (Airbags)		
STC SA02476CH-D STC SA01850CH	HARTZELL PROPELLER - HC-C2YR-1BFP/F7497 & HC-C2YR-1N/N7605 Propellers		
STC SA03674AT	DER SERVICES - SeaMech VCS Air Conditioning Installation		
STC SA03366NY STC 10043876	Beringer - Installation of Main wheels and Nose wheel with brake system	✓	
STC SE03232CH STC 10054417	Tanis Engine Pre Heater System		


MODIFICATION STATUS
Optional Change Notes - OAM

		A/C S/N: 40.NC245
		Date Printed: 5/30/2023
AM Number	Release Note Title	Incorporated
OAM40-001/d	Operation in Austria (superseded by NAM40-001)	
OAM40-002/d	Operation in Germany (superseded by NAM40-002)	
OAM40-003/d	Operation in Switzerland (superseded by NAM40-003)	
OAM40-004/c	Operation in UK (superseded by NAM_40-004)	
OAM40-005/d	Operation in France (superseded by NAM40-005)	
OAM40-006/a	Operation in the Netherlands (superseded by NAM40-006)	
OAM40-007/c	Operation in the USA (superseded by NAM40-007)	
OAM40-008	Operation in Italy	
OAM40-009	Operation in Canada	
OAM40-010	(Reserved)	
OAM40-011	Operation in South Africa	
OAM40-012/a	Operation in Australia	
OAM40-013/b	Operation in Sweden	
OAM40-014/a	Operation in Denmark	
OAM40-015	Operation in Spain (superseded by NAM40-015)	
OAM40-016/a	Operation in Finland (Superseded by NAM40-016)	
OAM40-017	(Reserved)	
OAM40-018	(Reserved)	
OAM40-019	Operation in Hungary	
OAM40-020	Operation in Norway (superseded by NAM40-020)	
OAM40-021/a	Operation in Thailand	
OAM40-022/a	Operation in China	
OAM40-023	(Reserved)	
OAM40-024	Operation in India (Superseded by NAM40-024)	
OAM40-025	(Reserved)	
OAM40-026/a	Operation in Malaysia	
OAM40-027	Operation in United Arab Emirates	
OAM40-028	(Reserved)	


MODIFICATION STATUS
Optional Change Notes - OAM

		A/C S/N: 40.NC245
		Date Printed: 5/30/2023
AM Number	Release Note Title	Incorporated
OAM40-029	Operation in Belgium	
OAM40-030	(Reserved)	
OAM40-031	Operation in Bulgaria	
OAM40-032	Operation in Croatia	
OAM40-033	Operation in Qatar	
OAM40-034	(Reserved)	
OAM40-035	Operation in Armenia	
OAM40-036	(Reserved)	
OAM40-037	(Reserved)	
OAM40-038	(Reserved)	
OAM40-039	(Reserved)	
OAM40-040	Operation in Poland (Issued as NAM40-040)	
OAM40-041	(Reserved)	
OAM40-042	Operation in Indonesia (Issued as NAM40-042)	
OAM40-043	Operation in Marokko (Issued as NAM40-043)	
OAM40-044	Operation in Jordan	
OAM40-045	Operation in Greece (Superseded by NAM40-045)	
OAM40-046	(Reserved)	
OAM40-047	(Reserved)	
OAM40-048	(Reserved)	
OAM40-049	(Reserved)	
OAM40-050	(Reserved)	
OAM40-051/a	GPS KLN 89B	
OAM40-052	Equipment Cooling Fan Cyclon 21	
OAM40-053	Digital Clock LC-2	
OAM40-054	Altimeter	
OAM40-055	Directional Gyro AIM 205 1 BLD	
OAM40-056	Altitude Indicator AIM 1100-28L	
OAM40-057	Turn Coordinator 1394 T 100-3Z	
OAM40-058/b	CDI, VOR/LOC KI 208	
OAM40-059	Illuminated Placards	
OAM40-060	Information Display Centers	
OAM40-061	Optional Installation of the KAP140 Autopilot	
OAM40-062	(Reserved)	
OAM40-063/d	Glider-Towing Equipment	
OAM40-064	Operation under Night-VFR Rules	
OAM40-065/a	GPS KLN 94	
OAM40-066	(Reserved)	
OAM40-067/b	Operation under IFR Rules	


MODIFICATION STATUS
Optional Change Notes - OAM

		A/C S/N: 40.NC245
		Date Printed: 5/30/2023
AM Number	Release Note Title	Incorporated
OAM40-068	Optional installation of the Essential bus for current supply	
OAM40-069	Gust Lock	✓
OAM40-070/b	Tow Bar	✓
OAM40-071/d	Long Range Tank	
OAM40-071/f	Long Range Tank	
OAM40-072	Alternate Static Valve	
OAM40-073/b	Slick START	
OAM40-074	(Reserved)	
OAM40-075	(Reserved)	
OAM40-076	(Reserved)	
OAM40-077	MT - P420 - 10 Governor	
OAM40-078/a	Winterization Kit	
OAM40-079	(Reserved)	
OAM40-080	B/K KAP 140 with altitude preselect	
OAM40-081/a	Door Lock	✓
OAM40-082/b	Lightning Protection System with IFR	
OAM40-083/a	Bendix/King COM/NAV KX 165A	
OAM40-084	(Reserved)	
OAM40-085/a	Bendix/King COM/NAV KX 155A	
OAM40-086/a	Pop Out Window	
OAM40-087	Altitude indicator, AIM 1100-28LK	
OAM40-088/a	Instrument Panel Version 4	
OAM40-089	(Reserved)	
OAM40-090/b	ELT Jolliet	
OAM40-091/a	Instrument Panel Version DA4-3122-00-00	
OAM40-092	Airspeed Indicator LUN 1116	
OAM40-093	Altimeter LUN 1128	
OAM40-094	Vertical Speed Indicator LUN 1144	
OAM40-095	Cancelled	
OAM40-096/c	Muffler Installation	
OAM40-097	Garmin Equipment, dual GNS 430	
OAM40-098	Garmin Equipment, GNS 530, GNS 430	


MODIFICATION STATUS
Optional Change Notes - OAM

		A/C S/N: 40.NC245
		Date Printed: 5/30/2023
AM Number	Release Note Title	Incorporated
OAM40-099/f	Ventilation	✓
OAM40-100/d	DA 40 D (DA 40 mit Thielert TAE 125 Triebwerk)	
OAM40-101/a	Fire Protection Paint Hensotherm 2 KS	
OAM40-102/b	ICI Paint	
OAM40-103	MFD/GPS KMD 150	
OAM40-104	Strike Finder, SF 2000	
OAM40-105/d	Nose Landing Gear Strut Fairing	
OAM40-106/c	Main Landing Gear Strut Fairing	
OAM40-107	Sun Protection. Ruhend (Inactive)	
OAM40-108/a	JAR-OPS Package	
OAM40-109/b	Improvement of Engine Cooling	
OAM40-110	Instrument Cooling Improvement	
OAM40-111/a	Sandia Avionic Kuhlventilator ACF 328	
OAM40-112/a	Sandia Altitude Data System SAE5-35	
OAM40-113/a	Flux Valve	
OAM40-114/a	Garmin GNS 430/530 in the asymmetrical I-Panel	
OAM40-115/a	Garmin dual GNS 430 in the asymmetrical I-Panel	
OAM40-116	Relaybox with better starter relay for retrofit	
OAM40-117/b	Goodrich Stormscope, WX 500	
OAM40-118	406 Mhz ELT, Artex C406-1	
OAM40-119	Garmin dual GNS 430 Basic	
OAM40-120/a	Garmin GNS 430/530 Basic	
OAM40-121	I-Panel Version DA4-3135-00-00	
OAM40-122	I-Panel Version DA4-3138-00-00	
OAM40-123	Cancelled	
OAM40-124/a	Main Landing Gear Tire 15x6 0-0	
OAM40-125/d	Tinted Canopy and Window	
OAM40-126	Essential Tie Relay Bypass	

MODIFICATION STATUS
Optional Change Notes - OAM

 Diamond AIRCRAFT		A/C S/N: 40.NC245 Date Printed: 5/30/2023
AM Number	Release Note Title	Incorporated
OAM40-127	Instrument Panel Version DA4-3139-00-00	
OAM40-128	Instrument Panel Version DA4-3140-00-00	
OAM40-129	Cancelled	
OAM40-130/c	150 liters fuel tank for DA40 D	✓
OAM40-131/a	Door handle inside back door	✓
OAM40-132/b	DA 40 D NVFR with Autopilot	
OAM40-133	(Reserved)	
OAM40-134	Cancelled	
OAM40-135	Cancelled	
OAM40-136/a	IFR Operation	
OAM40-137/b	Stormscope WX-500	
OAM40-138	Instrument Panel Version DA4-3141-00-00	
OAM40-139	(Reserved)	
OAM40-140	Instrument Panel Version DA4-3142-00-00	
OAM40-141	Cancelled	
OAM40-142/a	Instrument Panel Version D4D-3122-00-00	
OAM40-143	Instrument Panel Version D4D-3114-00-00	
OAM40-144/b	Instrument Panel Version D4D-3124-00-00	
OAM40-145/a	Instrument Panel Version D4D-3121-00-00	
OAM40-146/b	Provisions for the installation of a Garmin G1000 Equipment	
OAM40-147	Cancelled	
OAM40-148	Instrument Panel Version D4D-3127-00-00	
OAM40-149	Instrument Panel Version D4D-3128-00-00	
OAM40-150	Arm Rest	
OAM40-151/a	Mode S Transponder, Garmin GTX 330	
OAM40-152	Cancelled	
OAM40-153/b	Instrument Panel Version D4D-3125-00-00	
OAM40-154	Instrument Panel Version D4D-3146-00-00	
OAM40-155	Wider Rudder Pedals	
OAM40-156	Rudder Cable Cover DA4-2583-00-00	
OAM40-157/a	Instrument Panel Version D4D-3118-00-00	
OAM40-158/a	Instrument Panel Version D4D-3123-00-00	
OAM40-159/a	Instrument Panel Version D4D-3126-00-00	
OAM40-160	Cancelled	


MODIFICATION STATUS
Optional Change Notes - OAM

 Diamond AIRCRAFT		A/C S/N: 40.NC245 Date Printed: 5/30/2023
AM Number	Release Note Title	Incorporated
OAM40-161/w	Definition Garmin G1000 Installation	
OAM40-162/c	Extended Range Fuel Tank with Garmin G1000	
OAM40-163/f	Baggage Compartment Extension	
OAM40-164/c	Baggage Tray	
OAM40-165/b	Wheel fairing for tire 15X6-0-6	
OAM40-166	Nose Landing Gear Strut Fairing	
OAM40-167	Instrument Panel Version D4D-3147-00-00	
OAM40-168	Instrument Panel Version DA4-3148-00-00	
OAM40-169	Instrument Panel Version D4D-3131-00-00	
OAM40-170	Instrument Panel Version D4D-3133-00-00	
OAM40-171	Instrument Panel Version D4D-3132-00-00	
OAM40-172	Instrument Panel Version D4D-3130-00-00	
OAM40-173	Instrument Panel Version D4D-3134-00-00	
OAM40-174	Instrument Panel Version D4D-3135-00-00	
OAM40-175/a	Instrument Panel Version D4D-3136-00-00	
OAM40-176	Instrument Panel Version D4D-3137-00-00	
OAM40-177	Instrument Panel Version D4D-3138-00-00	
OAM40-178	Cancelled	
OAM40-179	Lithium Emergency Power Package	
OAM40-180	Instrument Panel Version D4D-3139-00-00	
OAM40-181	Instrument Panel Version D4D-3149-00-00	
OAM40-182	Instrument Panel Version D4D-3140-00-00	
OAM_40-183/c	Winter Baffle Fresh Air Inlet	✓
OAM40-184/a	I-Panel Version D4D-3141-00-00	
OAM40-185	Arm rest from semi hard integral foam	✓
OAM40-186	Instrument Panel Version DA4-3150-00-00	
OAM40-187	Premium Interior Panels and Cable Covers, Premium	
OAM40-188/a	Optional Cable Cover with Cup Holder	
OAM40-189	Optional Low Voltage Monitor	


MODIFICATION STATUS
Optional Change Notes - OAM

		A/C S/N: 40.NC245
		Date Printed: 5/30/2023
AM Number	Release Note Title	Incorporated
OAM40-190	Turn Coordinator 1394T100-12RA	
OAM40-191	Instrument Panel Verison D4D-3142-00-00	
OAM40-192	Cancelled	
OAM40-193/e	G1000 fur DA40D (D4D-3143-00-00) IFR	
OAM40-194	Installation Towing Equipment	
OAM40-195	(Reserved)	
OAM40-196/d	Garmin G1000 Installation without autopilot	
OAM40-197	(Reserved)	
OAM40-198	Alternate Main Batteries	
OAM40-199	Instrument Panel Version D4D-3144-00-00	
OAM40-200	Nose Gear Tiedown	
OAM40-201	Intentional spinning for DA40F	
OAM40-202	(Reserved)	
OAM40-203	MT188R135-4G propeller for DA 40 F	
OAM40-204	Instrument Panel Version D4D-3145-00-00	
OAM40-205	Use of Self Extinguishing Resin for the Cowlings	
OAM40-206	Instrument Panel Version DA4-3152-00-00	
OAM40-207	(Reserved)	
OAM40-208	New Alternator with External Regulator / optional to MAM40-151	
OAM40-209	Cancelled	
OAM40-210/d	Provisions for ADF with G1000	
OAM40-211/c	Provisions for DME with G1000	
OAM40-212/a	Provisions for WX-500 with G1000	
OAM40-213/d	Provisions for GDL 69/a with G1000	
OAM40-214/a	Instrument Panel Version D4D-3146-00-00	
OAM40-215	Cancelled	
OAM40-216	Optional installation of a sheep skin cover on front seat	
OAM40-217	KC 140 Autopilot new P/N	
OAM40-218	Side Panel Interior, Mesh Pocket	
OAM40-219	Clear Anodized Cover Plates	
OAM40-220	Instrument Panel Version D4F-3142-00-00	
OAM40-221	Instrument Panel Version D4F-3134-00-00	
OAM40-222/e	Definition Garmin G1000 Installation	
OAM40-223	Maintenance Access Holes in Front Seats	✓
OAM40-224/n	G1000 fur DA40D (D4D-3143-00-00) VFR	
OAM40-225	(Reserved)	
OAM40-226/N	Provisions for Installation of GFC 700 A/P	


MODIFICATION STATUS
Optional Change Notes - OAM

		A/C S/N: 40.NC245
		Date Printed: 5/30/2023
AM Number	Release Note Title	Incorporated
OAM40-227/a	I-Panel Version D4D-3147-00-00	
OAM40-228	I-Panel Version DA4-3148-00-00	
OAM40-229	Preperation for Installation of ADF and DME with G1000	
OAM40-230	I-Panel Version DA4-3154-00-00	
OAM40-231/a	I-Panel Version DA4-3149-00-00	
OAM40-232/b	Optional installation of Cannopy Jettison System	
OAM40-233	Optional door and canopy lock (EUROLOCKS)	
OAM40-234	GRS77 New P/N	✓
OAM40-235	Advanced protection - Emergency Switch	
OAM40-236	Cancelled	
OAM40-237/b	Installation of approved fire extinguisher	
OAM40-238	Provisions MCI 4300 Artificial Horizon for G1000 I-Panel Versions	
OAM40-239	Turn Coordinator 1394T100-12RA for G1000	
OAM40-240	Artes 406 MHz ELT for G1000 Installation (C406-1)	
OAM40-241	WX 500 DA40D	
OAM40-242/a	DA40 F Winterkit	
OAM40-243	Alternative universal-joint shaft for pitch trim servo	
OAM40-244	I-Panel Cooling for severe climate conditions - DA40D	
OAM40-245	GDU1040 New Part number - DA40D	
OAM40-246	Bubble Canopy	
OAM40-247/b	ELT Artes, ME 406	
OAM40-248	Production modification for supplier	
OAM40-249	Cancelled	
OAM40-250/a	KA61 Transponder and DME Antenna	✓
OAM40-251/e	Electrically Adjustable Rudder Pedals	✓
OAM40-252	Adjustable back rest for front seat	
OAM40-253/b	Optional CO Monitor/G1000	
OAM40-254/c	Wheel Fairing for better access to air valve	
OAM40-255/a	Provisions for installation of AmSafe Inflatable Restraints	
OAM40-256	(Reserved)	
OAM40-257	(Reserved)	
OAM40-258/b	HID Lighting	
OAM40-259/b	12 V Aux Plug	
OAM40-260	Cancelled - see OAM 40-213 / MAM40-266	
OAM40-261/e	Avionics/Wiring Provisions for Active Traffic Ryan TAS600.	
OAM40-262	(Reserved)	
OAM40-263/a	Relocation of ACL ELT in combination with G1000	
OAM40-264	(Reserved)	

MODIFICATION STATUS
Optional Change Notes - OAM

		A/C S/N: 40.NC245
		Date Printed: 5/30/2023
AM Number	Release Note Title	Incorporated
OAM40-265	Cancelled	
OAM40-266	(Reserved)	
OAM40-267	Alternate Static Source for AP	✓
OAM40-268/b	G1000 without Autopilot	
OAM40-269	Electronic Checklist for G1000	
OAM40-270	Optional headset	
OAM40-271	I-Panel Version D4D-3151-00-00	
OAM40-272	Optional Main Battery	
OAM40-273	(Reserved)	
OAM40-274	Cancelled	
OAM40-275	Installation of ECU P/N 02-7610-55180R1	
OAM40-276/a	WX 500 Stormscope System with G1000.	
OAM40-277/a	Turn Coordinator 1394T100-12RB.	
OAM40-278/c	G1000 without Autopilot, IFR	
OAM40-279/b	Avidyne Traffic Advisory System TAS600, TAS610, TAS620	
OAM40-280	(Reserved)	
OAM40-281	(Reserved)	
OAM40-282	Installation of ISOVAL elevator control lever together with push-rods with narrow fork.	✓
OAM40-283/f	Installation of Tailer MLG Struts on the DA40.	
OAM40-284/a	ELT, Artex ME 406	
OAM40-285/c	Tall Canopy	
OAM40-286	(Reserved)	
OAM40-287/c	2008 Model Platinum Interior	
OAM40-288	(Reserved)	
OAM40-289/a	MT-P860-23 Governor	
OAM40-290	(Reserved)	
OAM40-291	Optional foot step, back (LH)	
OAM40-292	(Reserved)	
OAM40-293/c	CED change to TAE 125-02-99 engine	
OAM40-294/a	Mode S Transponder Garmin GTX 328	
OAM40-295	(Reserved)	
OAM40-296	(Reserved)	
OAM40-297	ECU P/N 05-7610-E000101	
OAM40-298	I-Panel Version DA4-3152-00-00	
OAM40-299	(Reserved)	
OAM40-300	(Reserved)	
OAM40-301	(Reserved)	
OAM40-302	Co-Pilot to Passenger #2 Mic, Audio Transponder	

MODIFICATION STATUS
Optional Change Notes - OAM

		A/C S/N: 40.NC245
		Date Printed: 5/30/2023
AM Number	Release Note Title	Incorporated
OAM40-303	Identification Plate India	
OAM40-304	Use of TS-1-Fuel	
OAM40-305	(Reserved)	
OAM40-306/b	DA 40 NG Main Landing Gear	
OAM40-307/h	DA 40 NG Nose Landing Gear	
OAM40-308	(Reserved)	
OAM40-309	(Reserved)	
OAM40-310	Exhaust System with Muffler	
OAM40-311	WX-500 Stormscope Installation	
OAM40-312/a	DA 40 NG - Glider Towing	
OAM40-313/b	ADF Installation	
OAM40-314/y	Additional Alternator For DA40 NG	✓
OAM40-315	(Reserved)	
OAM40-316/aa	Air-Conditioning System RACC	✓
OAM40-317/a	Coated Safety Walk	✓
OAM40-318	(Reserved)	
OAM40-319	(Reserved)	
OAM40-320	(Reserved)	
OAM40-321/d	Conventional Cockpit DA 40 NG Club	
OAM40-322	DA40NG Club Interior	
OAM40-323	(Reserved)	
OAM40-324	(Reserved)	
OAM40-325	(Reserved)	
OAM40-326/d	Installation of Emergency Axe	
OAM40-327/c	Sun Visor Tall Canopy	
OAM40-328	(Reserved)	
OAM40-329/b	Retrofit Austro Engine E4 mit KAP 140	
OAM40-330	Retrofit Austro Engine E4, G1000 without Autopilot	
OAM40-331/c	Short Baggage Extension	✓
OAM40-332	Parts for Conversion to DA 40 NG	
OAM40-333	DA 40 NG without Autopilot	
OAM40-334/n	Landing Gear with Large tires and 1280kg Maximum Landing Mass	
OAM40-335/a	LED Map/Reading Lights	✓
OAM40-336/b	P RNAV and SBAS Enable	✓
OAM40-337/b	Flight Data Logging Device	
OAM40-338	Tall Canopy - Not Toned	
OAM40-339/c	Footstep AFT	
OAM40-340/b	AVIDYNE TAS600 SERIES	
OAM40-341	Whelen LED Position Lights	


MODIFICATION STATUS
Optional Change Notes - OAM

		A/C S/N: 40.NC245
		Date Printed: 5/30/2023
AM Number	Release Note Title	Incorporated
OAM40-342/b	Optimized Glareshield	✓
OAM40-343	(Reserved)	
OAM40-344	(Reserved)	
OAM40-345/d	Speed Kit for Landing Gear with 1280kg Landing Mass	
OAM40-346	DAIC Premium Interior Sun Visor - DA40 OPTIONAL	
OAM40-347/d	DAIC Premium Interior Package DA40	
OAM40-348/a	Fuel Quantity of Filler Placard	✓
OAM40-349	Provisions for installation of a Tablet Mount	
OAM40-350	Outboard Storage Pocket	
OAM40-351	Inboard Storage Box	
OAM40-352	Foam Storage behind front seats	
OAM40-353	AFM fixture on control frame	
OAM40-354	Rear Seat Belt Holder	
OAM40-355	Key Hanger on Instrument Panel	
OAM40-356	Quick Fix Baggage Net	
OAM40-357/a	Baggage Tray Foam Storage Box	
OAM40-358	Headset Hanger on Front Seats	✓
OAM40-359	Storage Bags behind Rear Seats	
OAM40-360	Improved Flap Geometry	✓
OAM40-361	ELT-Placard in Russian Language - Customer's request	
OAM40-362	LED Landing and Taxi Light	✓
OAM40-363/a	Battery Heaters	
OAM40-364	Coolant Radiator Baffle	
OAM40-365/a	Provisions for installation of a wing mounted camera LH	
OAM40-366	(Reserved)	
OAM40-367	Alternative production optimized turbo connector	✓
OAM40-368	(Reserved)	
OAM40-369	Whelen Orion LED Position Light Assembly	✓
OAM40-370/a	Operation with Diesel Fuel	
OAM40-371	Comant COM Antenna	
OAM40-372/a	Bottle Holder on Floor Panel	
OAM40-373	(Reserved)	
OAM40-374	(Reserved)	
OAM40-375	Adjustable Backrest-Hydrolok	✓
OAM40-376	Hole in passenger feet area acc. To customer specification	
OAM40-377/a	Guard for Engine Master Switch	✓
OAM40-378	Venezuelan Armed Forces - Additional External Placards & Markings	
OAM40-379/a	Bilstein NLG Damper	
OAM40-380/c	Assembly Configuration UWCA	
OAM40-381/a	Additional Chronometer	


MODIFICATION STATUS
Optional Change Notes - OAM

		A/C S/N: 40.NC245
		Date Printed: 5/30/2023
AM Number	Release Note Title	Incorporated
OAM40-382	(Reserved)	
OAM40-383	Sun Protection GFK Bubble Canopy	
OAM40-384	Main Battery, Concorde RG-35AXC	
OAM40-385	Provisions for Fuel Vent Line Cover	
OAM40-386	Permanent Maintenance Access Hole in Wing	
OAM40-387/b	Provision for Hot Weather Operation	✓
OAM40-388	Installation of imt.14 GPS Tracker	
OAM40-389	Provision for operation with MTOM 1310 kg	✓
OAM40-390	GTX 33 ES Transponder	
OAM40-391	(Reserved)	
OAM40-392/a	Provisionary installation of reinforced landing gear	
OAM40-393/b	Additional ADF Antenna Plate	
OAM40-394/a	RACC ON during T/O and LDG	✓
OAM40-395	Retrofit-Installation of ECU-Backup-Battery-Tester in S/N D4.098	
OAM40-396/c	Grey Interior DAI-C	
OAM40-397	(Reserved)	
OAM40-398/b	Higher Main Landing Gear	✓
OAM40-399	Footstep Alt LH only	
OAM40-400	Footstep Alt RH Only	
OAM40-401/a	Installation of an Emergency Egress Hammer	✓
OAM40-402	Installation of Kannad 406-AF ELT	✓
OAM40-403	Installation of Fire Extinguisher Amerex A620- 40.N012	
OAM40-404/b	Customer Specific Tail Paint Scheme (PATRIA)	
OAM40-405	(Reserved)	
OAM40-406	(Reserved)	
OAM40-407	(Reserved)	
OAM40-408	(Reserved)	
OAM40-409	(Reserved)	
OAM40-410	(Reserved)	
OAM40-1000/d	GDL 69A Installation	
OAM40-1001/d	DME Installation	
OAM40-1003/d	GTX 345 Installation	✓
OAM40-1004/a	Com/GPS Optional Antenna Installation	
OAM40-1005	Installation of LH Wing Permanent Maintenance access hole	
OAM40-1006	IR-Blocking Canopy and Windows	
OAM40-1007	Bracket Installation, AmSafe	
OAM40-1008	Hydrolok Seat Installation w/Tan Premium Interior Package	
OAM40-1009	Hydrolok Seat Installation w/Grey Premium Interior Package	


MODIFICATION STATUS
Optional Change Notes - OAM

		A/C S/N: 40.NC245
		Date Printed: 5/30/2023
AM Number	Release Note Title	Incorporated
OAM40-1010/a	Permanent Maintenance Access Hole in Wing	
OAM40-1011/a	GFC700 Installation	
OAM40-1012	Paint Scheme- Australian Air Force Cadets	
OAM40-1013	(Reserved)	
OAM10-1014/a	G1000 Nxi No Autopilot Installation	
OAM40-1015/c	Engine Cowling Improved Lightning Protection	
OAM40-1017	(Reserved)	
OAM40-1018	(Reserved)	
OAM40-1019	(Reserved)	
OAM40-1020	Installation of 6-Pin LEMO Headset Jacks	✓
OAM40-1021	(Reserved)	
OAM40-1022	(Reserved)	
OAM40-1023	(Reserved)	
OAM40-1024/a	Components for RACC System Removal	
OAM40-1025/b	Standby Attitude Module Installation	
OAM40-1026	Flight Stream 510 Feature	✓
OAM40-1027/a	Wiring Provisions for GDL 59 and GSR56	
OAM40-1028	(Reserved)	
OAM40-1029/b	Standby Attitude Module Installation	
OAM40-1030/b	Avidyne Traffic Advisory System TAS6XXXA	
OAM40-1031	Baggage Bulkhead Cover	
OAM40-1032	Paint Scheme- Utah Valley University	
OAM40-1033	(Reserved)	
OAM40-1034/c	DME Installation	
OAM40-1035	(Reserved)	
OAM40-1036	ChartView Feature Installation	
OAM40-1037/a	Paint Scheme - Oman Aviation Academy	
OAM40-1038	Stainless Steel Fire Protection on Lower Fuselage	✓
OAM40-1039	(Reserved)	
OAM40-1040	(Reserved)	
OAM40-1041	(Reserved)	
OAM40-1042	(Reserved)	
OAM40-1043	Customer Specific Markings, ATAS Aeronautik	
OAM40-1044	Synthetic Vision Technology (SVT) Feature	✓

MODIFICATION STATUS
Change Notes - NAM

		A/C S/N: 40.NC245
		Date Printed: 5/30/2023
ÄM Number	Release Note Title	Applicable?
NAM40-001/a	Operation in Austria	
NAM40-002/a	Operation in Germany	
NAM40-003	Operation in Switzerland	
NAM40-004/b	Operation in the United Kingdom	
NAM40-005/a	Operation in France	
NAM40-006	Operation in the Netherlands	
NAM40-007/g	Operation in USA	✓
NAM40-008	(Reserved)	
NAM40-009	(Reserved)	
NAM40-010/b	Operation in Japan	
NAM40-011	Operation in South Africa	
NAM40-012/a	Operation in Australia	
NAM40-013	Operation In Sweden	
NAM40-014	(Reserved)	
NAM40-015/a	Operation in Spain	
NAM40-016/a	Operation in Finland	
NAM40-017/d	Operation in the CIS	
NAM40-018	(Reserved)	
NAM40-019	(Reserved)	
NAM40-020	Operation in Norway	
NAM40-021	(Reserved)	
NAM40-022/l	Operation in China	
NAM40-023/a	Operation in Brazil	
NAM40-024	Operation in India	
NAM40-025	(Reserved)	
NAM40-026	Operation in Malaysia	
NAM40-027	(Reserved)	
NAM40-028/a	Operation in Czech Republic	
NAM40-029	(Reserved)	
NAM40-030	Operation in Nigeria	
NAM40-031	(Reserved)	
NAM40-032	(Reserved)	
NAM40-033/B	Operation in Qatar	

MODIFICATION STATUS
Change Notes - NAM

		A/C S/N: 40.NC245
		Date Printed: 5/30/2023
ÄM Number	Release Note Title	Applicable?
NAM40-034	(Reserved)	
NAM40-035	(Reserved)	
NAM40-036	Operation in Israel	
NAM40-037	(Reserved)	
NAM40-038	(Reserved)	
NAM40-039	(Reserved)	
NAM40-040	Operation in Poland	
NAM40-041	(Reserved)	
NAM40-042/b	Operation in Indonesia	
NAM40-043/b	Operation in Morocco	
NAM40-044	Operation in Jordan	
NAM40-045	Operation in Greece	
NAM40-046	(Reserved)	
NAM40-047	(Reserved)	
NAM40-048/a	Operation in Ukraine	
NAM40-049	(Reserved)	
NAM40-050/a	Operation in the Republic of Turkey	
NAM40-051/c	Operation in Ethiopia	
NAM40-052	(Reserved)	
NAM40-053/a	Operation in the Republic of Korea	
NAM40-054	(Reserved)	
NAM40-055	Operation in Taiwan	
NAM40-056	(Reserved)	
NAM40-057/b	Operation in Iceland	
NAM40-058	(Reserved)	
NAM40-059/b	Operation in Saudi Arabia	
NAM40-060	Operation in Singapore	
NAM40-061/a	Operation in Tunisia	
NAM40-062	(Reserved)	
NAM40-063	(Reserved)	

MODIFICATION STATUS
Change Notes - NAM




A/C S/N: 40.NC245


Date Printed: 5/30/2023

AM Number	Release Note Title	Applicable?
NAM40-064	(Reserved)	
NAM40-065	(Reserved)	
NAM40-066	Operation in Myanmar	
NAM40-067	Operation in the Republic of Belarus	
NAM40-068/e	Operation in the European Union Including Iceland, Norway, and Switzerland	
NAM40-069	Operation in Algeria	
NAM40-070	Operation in Latvia	
NAM40-071	Operation in Pakistan	
NAM40-072	(Reserved)	
NAM40-073	Operation in Turkmenistan	
NAM40-074	(Reserved)	
NAM40-075	(Reserved)	
NAM40-076	(Reserved)	
NAM40-077	(Reserved)	
NAM40-078	Operation in Oman	
NAM40-079	(Reserved)	
NAM40-080	(Reserved)	
NAM40-081	(Reserved)	
NAM40-082	Operation in Rwanda	
NAM40-083	(Reserved)	
NAM40-084	(Reserved)	
NAM40-085/a	Operation in Senegal	
NAM40-086	(Reserved)	


MODIFICATION STATUS
Mandatory Change Notes - MAM

		A/C S/N: 40.NC245
		Date Printed: 5/30/2023
AM Number	Release Note Title	Incorporated
VAM40-004/e	DA40 NG	✓
MAM40-000	(Reserved)	
MAM40-001	Drawing Records and Corrections I	✓
MAM40-002	Heat Exchanger	
MAM40-003/b	Baggage Net	✓
MAM40-004	Light Main Landing Gear (compliance)	
MAM40-005	Governor Woodward-new type	
MAM40-006	Second cooling air inlet	
MAM40-007/c	AFM Revision #5	
MAM40-008	Cancelled	
MAM40-009	Flap Control	✓
MAM40-010	Drawing recording and Correction II	✓
MAM40-011	Main Landing Gear Strut Light Introduction	✓
MAM40-012	(Reserved)	
MAM40-013/a	Change of Trim Range	✓
MAM40-014/a	Preparation of Trim for AP Installation	✓
MAM40-015	Landing Light	✓
MAM40-016	Cancelled	
MAM40-017	Lightening Protection Tubes, Wing	✓
MAM40-018	(Reserved)	
MAM40-019	(Reserved)	
MAM40-020	Drawing Recording and Corrections III	✓
MAM40-021	Capillary in the Static System	✓
MAM40-022	Capillary in the Fuel System	✓
MAM40-023	Teflon MLG Brake Tubes	✓
MAM40-024/b	Changes for OAM40-071 Long Range Fuel Tank	✓
MAM40-025	Battery Mount, GRP	
MAM40-026	Fire resistant wires for engine cable tree	
MAM40-027	XPDR KT76A	
MAM40-028	Stiffener at fuselage Canopy Frame	✓
MAM40-029	P/N Change Flight Timer	✓
MAM40-030	Drawing Recording and Corrections IV	✓
MAM40-031	Cancelled	
MAM40-032/a	Lightening Protection Tubes located in the Fuselage	✓
MAM40-033/b	Production Material	✓
MAM40-034	Use of Alternate Materials	✓
MAM40-035	Elevator massbalance	✓
MAM40-036	Drain	
MAM40-037/a	Pitot Static Deckel	


MODIFICATION STATUS
Mandatory Change Notes - MAM

		A/C S/N: 40.NC245
		Date Printed: 5/30/2023
AM Number	Release Note Title	Incorporated
MAM40-038	Flux Valve	
MAM40-039/a	Design of Vision Microsystems	
MAM40-040	Drawing Recording and Correction V	✓
MAM40-041	Cowl Bulkhead	
MAM40-042	Fireproof Bulkhead	✓
MAM40-043	Cowling	✓
MAM40-044/a	Flanged Bushing / Bundbuchse BFW	✓
MAM40-045	Seitenruder	✓
MAM40-046/a	Canopy Hinge Frame Change	✓
MAM40-047	Fuel Probe Modification	✓
MAM40-048	Additional Emergency Window	✓
MAM40-049	Cancelled	
MAM40-050	Drawing recording and correction VI	✓
MAM40-051	HLW-Tip	✓
MAM40-052	Pedal-Stop	✓
MAM40-053	Sealing Trunk Rib	✓
MAM40-054	Cancelled	
MAM40-055/a	Baffles	
MAM40-056	Airworthiness Limitation section	
MAM40-057	Design Anderung der Relais Box	
MAM40-058	Air Diffuser vents	✓
MAM40-059	Seitenverkleidung Formänderung	✓
MAM40-060	Drawing reording and correction VII	✓
MAM40-061	Cancelled	
MAM40-062	Cancelled	
MAM40-063/e	Glider-Towing Equipment	
MAM40-064	Lightning Protection HLW	✓
MAM40-065	Improvement of the heating performance	
MAM40-066	WCC Exhaust Manifold	
MAM40-067	Cancelled	
MAM40-068/a	Rudder Bellcrank Modification	✓
MAM40-069	AFM correction of Take-off Chart	
MAM40-070	Drawing recording and correction VIII	✓
MAM40-071	Implementation of cranked control stick	✓
MAM40-072	Relaybox with better relays (Lycoming Only)	
MAM40-073	Alternator, Ground connection	
MAM40-074	Elevator Rib I	✓
MAM40-075	Change of propeller type certificate data sheet	
MAM40-076	Fuel hose, Teflon flexible	


MODIFICATION STATUS
Mandatory Change Notes - MAM

		A/C S/N: 40.NC245
		Date Printed: 5/30/2023
AM Number	Release Note Title	Incorporated
MAM40-077	Cancelled	
MAM40-078	AFM revision-Lower Temp. Limit for Ops	✓
MAM40-079	(Reserved)	
MAM40-080	Recording of Drawings and mod. IX	✓
MAM40-081	Change of the Oil line fitting (oil cooler to engine)	✓
MAM40-082/b	NLG Aluminum-Axle	✓
MAM40-083/b	MLG Aluminum Axles	✓
MAM40-084	Fuel Tank Vents	✓
MAM40-085	RH Fuel Tank Modification (DA40 D)	✓
MAM40-086	Registration plate, type plate	✓
MAM40-087/a	Oil filter and heat exchanger tubes (DA40 D)	✓
MAM40-088/b	Foot Step, Bonding Latch	✓
MAM40-089/c	Aileron Mass Balance	✓
MAM40-090	Recording of drawings and mod. X	✓
MAM40-091	Material substitutions 1	✓
MAM40-092	Material substitutions 2	✓
MAM40-093/a	Improvement of upper rudder bearing intallation	✓
MAM40-094	Oil Fitting (DA40 D)	✓
MAM40-095/a	Manifold Duct (DA40 D)	✓
MAM40-096	Artificial Horizon BF Goodrich 504-0111-941	✓
MAM40-097	Lightning Protection -Horizontal Stabilizer	✓
MAM40-098	Installation of spacer and washer (if necessary) into the upper pivot bearing	✓
MAM40-099	P/N Change of the Autopilot Computer KC 140	✓
MAM40_100	Recording of drawings and mod.XI	✓
MAM40-101	Artificial Horizon for 2" Panel tilt	✓
MAM40-102/a	Overvoltage suppressor for EPU Plug (DA40 D)	✓
MAM40-103	Fin Ass'y, with Ballast	✓
MAM40-104	Partly unification of parts for DA40 / DA40D	✓
MAM40-105	Change of Wiggins Clamp Manufacturer (DA40 D)	✓
MAM40-106/b	Increase of the maximum fuel temperature (DA40 D)	✓
MAM40-107/a	Modification of the return line at fuel filter (DA40 D)	✓
MAM40-108/c	Improved Fuel Tank Bay Ventilation (DA40 D)	✓
MAM40-109/a	Bus Bar, ECU (DA40 D)	✓
MAM40-110	Recording of drawings and mod. X	✓
MAM40-111	Cancelled	
MAM40-112	Modification of Fianl Pipe / Modifizierte Befestigungslache Krummer/Endrohr (DA40 D)	✓
MAM40-113/a	Use of LRT Rudder for Standard Version.	✓
MAM40-114	Transfer the Pilot Statics Hose in the Frame Tunnel (DA40 D)	✓
MAM40-115/d	Optimization Fuel Probe (DA40 D)	✓


MODIFICATION STATUS
Mandatory Change Notes - MAM

		A/C S/N: 40.NC245
		Date Printed: 5/30/2023
AM Number	Release Note Title	Incorporated
MAM40-116/a	Maintenance access holes in rear seats	✓
MAM40-117	(Reserved)	
MAM40-118	(Reserved)	
MAM40-119/a	Use of modified fuel filter box	✓
MAM40-120	Record or Modification of Drawings XI	✓
MAM40-121	AMM Update for TEA OM Revision	✓
MAM40-122	Change of Emergency Procedure	✓
MAM40-123/e	Main Landing Gear Strut 18mm, 1150kg Landing Mass	✓
MAM40-124	Thielert TAE 125-01, Rev. 5	✓
MAM40-125/a	Cancelled	
MAM40-126	Correction of the friction values of the A/P clutches	✓
MAM40-127	Harness-Routing-Change in the engine compartment (DA 40 D)	✓
MAM40-128	New white for exterior paint	✓
MAM40-129/c	Use of Diesel fuel for operation of (DA 40 D)	✓
MAM40-130	Record or Modification of Drawings XII	✓
MAM40-131	Stiffening Engine Mount	✓
MAM40-132	Diesel Engine Cable Harness in Firewall (DA 40 D)	✓
MAM40-133	Conopy Operating Procedure	✓
MAM40-134	New Safety Walk (Superceded by MAM40-186)	✓
MAM40-135/a	Modification of the Fuel Tank Ribs	✓
MAM40-136/b	Coolant Tank with Silicate Cartridge (DA 40 D)	✓
MAM40-137	Adoption Firmware m2.4 (DA 40 D)	✓
MAM40-138/a	Exhaust manifold with modified mounting (DA 40 D)	✓
MAM40-139/b	Improvement Canopy Lock	✓
MAM40-140	Record or Modification of Drawings	✓
MAM40-141	Verwendbare De-Ice Fluids	✓
MAM40-142/a	Universal Joint Fork	✓
MAM40-143	(Reserved)	
MAM40-144/a	Adoption of new Software (DA 40 D)	✓
MAM40-145	(Reserved)	
MAM40-146	Improved Software Version for KAP 140.	✓
MAM40-147	Coolant tank without silicate cartridge and coolant G30 (DA 40 D)	✓
MAM40-148/d	Ferrit ring for ELT	✓
MAM40-149	Isolation diodes for GMA 340 audio lines	✓
MAM40-150	Record or Modification of Drawings	✓
MAM40-151/b	New Alternator with external Regulator (DA 40 D)	✓
MAM40-152	(Reserved)	
MAM40-153	(Reserved)	
MAM40-154	Cover for Speaker	✓


MODIFICATION STATUS
Mandatory Change Notes - MAM

		A/C S/N: 40.NC245
		Date Printed: 5/30/2023
AM Number	Release Note Title	Incorporated
MAM40-155	Changed procedures in AFM due to TAE 125-01 (DA 40 D)	
MAM40-156/b	Root Rib Cover made from Aluminium	✓
MAM40-157	(Reserved)	
MAM40-158	Modification Static System	
MAM40-159/b	Modified Middle Tunnel	✓
MAM40-160	Record of Modification of Drawings	✓
MAM40-161/c	Improvement of the DA40 D Engine Installation	
MAM40-162	Hinge Joint Fuel	✓
MAM40-163	(Reserved)	
MAM40-164	(Reserved)	
MAM40-165	(Reserved)	
MAM40-166	Battery Box Redesign	
MAM40-167	(Reserved)	
MAM40-168	(Reserved)	
MAM40-169/a	Fuel Cooler Operation	✓
MAM40-170	Record or Modification of Drawings	✓
MAM40-171	(Reserved)	
MAM40-172/d	Seat Modification (as DA42-seat)	✓
MAM40-173	(Reserved)	
MAM40-174	Detailed Data for Operation on Grass Runways	
MAM40-175	Procedures for the use of the electrical fuel pump	
MAM40-176/a	Useable de-icing fluids	✓
MAM40-177	(Reserved)	
MAM40-178	Alternative carbon ply for secondary structure parts	✓
MAM40-179	Muffler system - Self locking nuts	
MAM40-180a	Record or Modification of Drawings	✓
MAM40-181	Maintenance Access Holes in Elevator	✓
MAM40-182	(Reserved)	
MAM40-183	TR to AFM for Operation in the U.S.A. (DA 40 F)	
MAM40-184	(Reserved)	
MAM40-185	AMM Temporary Revision concerning Propeller Strike (DA 40 D)	
MAM40-186/a	Fine Safety Walk (Superseded by MAM40-247)	
MAM40-187	Airplane Flight Manual Revision	
MAM40-188	AFM Revision required for certification in Malaysia	
MAM40-189	Cancelled	
MAM40-190	Record or Modification of Drawings	✓
MAM40-191	Record or Modification of Drawings	✓
MAM40-192	Record or Modification of Drawings	✓
MAM40-193	Record or Modification of Drawings	✓


MODIFICATION STATUS
Mandatory Change Notes - MAM

		A/C S/N: 40.NC245
		Date Printed: 5/30/2023
AM Number	Release Note Title	Incorporated
MAM40-194	Record or Modification of Drawings	✓
MAM40-195	Record or Modification of Drawings	✓
MAM40-196	Record or Modification of Drawings	✓
MAM40-197	Record or Modification of Drawings	✓
MAM40-198	Record or Modification of Drawings	✓
MAM40-199	Record or Modification of Drawings	✓
MAM40-200/a	Interior	✓
MAM40-201	Record or Modification of Drawings	✓
MAM40-202	Record or Modification of Drawings	✓
MAM40-203	Replacement of Flap Actuator "On Condition"	
MAM40-204/a	Record or Modification of Drawings	✓
MAM40-205	Record or Modification of Drawings	✓
MAM40-206	Fuel System Components	
MAM40-207	Adoption New Software (2.7)	
MAM40-208	Record of Modification of Drawings	✓
MAM40-209	Record of Modification of Drawings	✓
MAM40-210	Adoption of additional engine oil specs (DA 40 D)	
MAM40-211	(Reserved)	
MAM40-212	(Reserved)	
MAM40-213	Record or Modification of Drawings	✓
MAM40-214	Improvement door damper installation	✓
MAM40-215	Removal of the 50 Hour Inspection for DA40 D	
MAM40-216	CED125 R16	
MAM40-217	AMM revision due to certification in Malaysia	
MAM40-218	(Reserved)	
MAM40-219	Drawings Implementation/Revisions Composite - China Project	✓
MAM40-220	(Reserved)	
MAM40-221/a	Record or Modification of Drawings	✓
MAM40-222/a	New Fuel lines with wire lock holes	✓
MAM40-223	(Reserved)	
MAM40-224	G1000 Software Revision P/N 010-00370-13, V1.00 (DA 40 D)	
MAM40-225/a	Muffler Brace	
MAM40-226	(Reserved)	
MAM40-227/c	Weight Increase to 1200kg.	
MAM40-228	(Reserved)	
MAM40-229	New IGRF Magnetic Field Model for G1000	✓
MAM40-230	(Reserved)	
MAM40-231/a	Reinforcement NLG-Spigot	✓
MAM40-232	Control Stick Pedestal	✓


MODIFICATION STATUS
Mandatory Change Notes - MAM

		A/C S/N: 40.NC245
		Date Printed: 5/30/2023
AM Number	Release Note Title	Incorporated
MAM40-233	Cancelled	
MAM40-234	(Reserved)	
MAM40-235	(Reserved)	
MAM40-236	Drawings Implementatons/Revisions. Avionics-China Project	✓
MAM40-237	Cancelled	
MAM40-238/a	Modified Canopy Bolt Guide	✓
MAM40-239	Record of Modification of Drawings	✓
MAM40-240	Machine Shop - China Project	✓
MAM40-241/a	Placard Correction Headset	✓
MAM40-242	Adapted Fuel Placard	✓
MAM40-243	Cancelled	
MAM40-244/a	Fuel Strainer made from aluminum	✓
MAM40-245/c	New Avionic mounting bracket	✓
MAM-40-246/b	Clarification of jet fuel specification (DA 40 D)	
MAM40-247/a	Safety Walk improved appearance and surface	
MAM40-248	Record or Modification of Drawings	✓
MAM40-249	(Reserved)	
MAM40-250	Modification of jig for canopy hinge	✓
MAM40-251	(Reserved)	
MAM40-252	Cancelled	
MAM40-253	AFM clarification of temperature limit and extension of presented performance data	
MAM 40-254/e	Elevator Control Lever made of ISOVAL	✓
MAM40-255	G1000 Software Revision P/N 010-00370-14, V1.00	
MAM40-256/d	Changing to TAE 125-Q2 2.0 liter swept volume engine	
MAM40-257	(Reserved)	
MAM40-258	Clarification of ACK E-01 ELT Battery Replacement	
MAM40-259	AFM Learning Procedure (DA 40 F)	
MAM40-260	Standard Interior New, DA40D	✓
MAM40-261	(Reserved)	
MAM40-262/b	TAE Compression Check & Lycoming Air Filter	
MAM40-263/a	Construction Improvement Elevator Push Rod	✓
MAM40-264	(Reserved)	
MAM40-265/b	Additional Centering Pins for Canopy	✓
MAM40-266	Center Tunnel with Cover for Hobbsmeter	✓
MAM40-267	FHB & AFM rev 7	
MAM40-268/b	Modified Safety Latch Strike, Door	✓
MAM40-269	Redesign Breatherline	
MAM40-270/a	Aileron Mass Balance Made of Brass	✓
MAM40-271	Record or Modification of Drawings.	✓


MODIFICATION STATUS
Mandatory Change Notes - MAM

		A/C S/N: 40.NC245
		Date Printed: 5/30/2023
AM Number	Release Note Title	Incorporated
MAM40-272/a	Length of bonding Cable - Correction	✓
MAM40-273/a	Drawings Implementation/ Revisions. Final Assy - China Project.	✓
MAM40-274	Alternative Fluid Lines	✓
MAM40-275/d	GMU 44 Relocation - Provision	✓
MAM40-276	(Reserved)	
MAM40-277	Record or Modification of Drawings	✓
MAM40-278/a	PC-board for alternator resistor	
MAM40-279/a	Coolant Tank Cap-Adjustment	
MAM40-280/b	Installation of a resistor to prevent wrong coolant indications (DA 40 D)	
MAM40-281/a	Mandatory Co Detector (DA 40 F)	
MAM40-282	(Reserved)	
MAM40-283	Standartization OAT sensor Connector	✓
MAM40-284	Cancelled	
MAM40-285	Cancelled	
MAM40-286	Record or Modification of Drawings	✓
MAM40-287/a	Increase of max. Admissible Elevator Deflections for 1150 kg Max. Take-off Mass.	✓
MAM40-288/a	Drawings Implementation /Revisions Composite II - China Project	✓
MAM40-289/a	Reinforced Outboard MLG-Rib	✓
MAM40-290	Composite III - China Project	✓
MAM40-291	Garmin G1000 Test Procedure.	
MAM40-292	(Reserved)	
MAM40-293	DA 40 D AFM Revision 5	
MAM40-294	(Reserved)	
MAM40-295	Introduction AMM revision 5	
MAM40-296	Record or Modification of Drawings 04/07	✓
MAM40-297/d	Alternative Aileron-Stick in the wing	✓
MAM40-298	Machine Shop II - China Project	✓
MAM40-299	Drawing-Minor I Implementation/Revision 0507	✓
MAM40-300/f	Optimierter LK-Hebel im Fluegel	✓
MAM40-301/a	NLG - Rubber Donuts (BATEGU)	✓
MAM40-302	Drawing - Minor I Implementation/Revision 0607.	✓
MAM40-303	Correction on the Bonding Values in the AMM	
MAM40-304	Drawings Implementation/Revision - China Project 06/07	✓
MAM40-305	Drawings Implementation/Revisions. Inserts China Project 06/07	✓
MAM40-306	Drawing - Minor I Implementation/Revision 07-08/07	✓
MAM40-307	Drawing Implementation	✓
MAM40-308	Routing of pilot, static and stall warning lines	
MAM40-309	High Flexible Alternator Cable.	
MAM40-310	Drawing - Minor I Implementation/Revision 0907	✓


MODIFICATION STATUS
Mandatory Change Notes - MAM

		A/C S/N: 40.NC245
		Date Printed: 5/30/2023
AM Number	Release Note Title	Incorporated
MAM40-311	(Reserved)	
MAM40-312	Incorporation of Alternative Cable Standards into the AMM.	✓
MAM40-313	AFM TR - Update of the Equipment List	
MAM40-314	Drawing-Minor I Implementation/Revision 1007	✓
MAM40-315	Drawings Implementation / Revisions - China Project 10/07	✓
MAM40-316	(Reserved)	
MAM40-317	Drawing - Minor I Implementation /Revision 1107	✓
MAM40-318	Drawing - Minor I Implementation/Revision 1207	✓
MAM40-319/b	G1000 Software Revision P/N 010-00370-17	
MAM40-320	Drawing - Minor I Implementation/Revision 0108	✓
MAM40-321/b	Low Profile Trim Clamp	✓
MAM40-322	(Reserved)	
MAM40-323	(Reserved)	
MAM40-324/a	Air Filter Box - Increased clearance to alternator	
MAM40-325	Drawing - Minor I Implementation/Revision 0208	✓
MAM40-326	(Reserved)	
MAM40-327	(Reserved)	
MAM40-328	Drawings - Minor Implementation / Revisions NCR China	
MAM40-329	(Reserved)	
MAM40-330	Drawing - Minor I Implementation Revision 03/08	✓
MAM40-331	Applicable DCA's for DA 40 of Chinese Production, Type identification plate SBAAI	
MAM40-332	Drawing - Minor I Implementation /Revision	✓
MAM40-333/b	TAE 125-02099 Mapping - 014V272DA40	
MAM40-334	(Reserved)	
MAM40-335	Drawing - Minor I Implementation/Revision 0408	✓
MAM40-336	TAE 125-02-99 Mapping 014V273DA40 (DA40 D)	
MAM40-337	(Reserved)	
MAM40-338	AMM TR - Inspection of Drain Holes	
MAM40-339	Drawing - Minor I Implementation/Revision 0508	
MAM40-340/b	Fuel System Install. Engine TAE 125-02	
MAM40-341	(Reserved)	
MAM40-342	(Reserved)	
MAM40-343	TAE - Approved Oil Specification	
MAM40-344	Circuit Breaker and Voltmeter Checks	
MAM40-345	Drawing - Minor I Implementation/Revision 0608	
MAM40-346/b	NLG Strut - Change in Nickel Coating and Pivot Structure	✓
MAM40-347	Applicable DCA's for DA 40 of Chinese Production, Type identification plate SBAAI	✓
MAM40-348	DA40D wing	✓
MAM40-349	Drawing - Minor Implementation/Revision 07-08/08	


MODIFICATION STATUS
Mandatory Change Notes - MAM

		A/C S/N: 40.NC245
		Date Printed: 5/30/2023
AM Number	Release Note Title	Incorporated
MAM40-350	Arm Rest Adapted for New Production Process	✓
MAM40-351	(Reserved)	
MAM40-352	(Reserved)	
MAM40-353/c	Pax - Door Hinge Attachment	✓
MAM40-354	Engine Oil Level Check	
MAM40-355	Drawing - Minor I Implementation/Revision 0908	
MAM40-356/c	TAE 125-02-99 Firmwar m2.91 & Mapping O01V29DA40	
MAM40-357	(Reserved)	
MAM40-358	DWG Implementation or Revision NCR China	✓
MAM40-359	DA 40-100 Exhaust	
MAM40-360/a	Extended OAT Range Performance Data DA40	
MAM40-361	Drawing - Minor Implementation/Revision 1008	
MAM40-362/b	NLG - Rebound Rubber Donuts (BATEGU)	✓
MAM40-363	DWG Revision of Wing Assy DA40/DA40D/DA40F	
MAM40-364	Drawing - Minor I Implementation/Revision 11/12-08	
MAM40-365	New structuring of the elevator drawing DA40 series	✓
MAM40-366	Firmware TAE-125 m2.91 & Mapping T14V291DAI	
MAM40-367/a	DA40D Kit Release 1208	
MAM40-368/c	Transition of Pedal Assy Dwg Numbers from the DAI-C into DAI-A Dwg Numbers	✓
MAM40-369	Drawing - Minor I Implementation/Revision 01/02-09	
MAM40-370/a	Map Light Sealing	✓
MAM40-371/b	Redesign Emergency Exit Lever	✓
MAM40-372	(Reserved)	
MAM40-373	(Reserved)	
MAM40-374/b	Firewall Sheet DA40NG	✓
MAM40-375	Drawing - Minor I Implementation/Revision 03-09	
MAM40-376	Drain Valve Specification Drawing	
MAM40-377	Improved Maintenance Instructions for the Passenger Door	
MAM40-378	AFM-TR: preflight check tank vents	
MAM40-379	Revision of the Weight and Balance Report Drawing	✓
MAM40-380	Drawing - Minor I Implementation / revision 04/09	✓
MAM40-381	Fire Wall - Seal Cover	
MAM40-382/a	Passenger Door Lock Mechanism - Cotter Pin Bolt	✓
MAM40-383	Drawing - Minor I Implementation/Revision 05/09	✓
MAM40-384	Drawing - Minor I Implementation/Revision 06/09	✓
MAM40-385/a	Gasket Replacement	
MAM40-386	Drawing - Minor I Implementation/Revision 07-08/09	✓
MAM40-387	(Reserved)	
MAM40-388	Drawing Correction Governor Installation	


MODIFICATION STATUS
Mandatory Change Notes - MAM

		A/C S/N: 40.NC245
		Date Printed: 5/30/2023
AM Number	Release Note Title	Incorporated
MAM40-380	Drawing - Minor I Implementation/Revision 09/09	✓
MAM40-390	(Reserved)	
MAM40-391	(Reserved)	
MAM40-392	Fuel Filter Assembly	
MAM40-393	Drawing - Minor I Implementation/Revision 10/09	
MAM40-394/d	Improved Layup Spar Bridge (-)	✓
MAM40-395	Drawing - Minor I Implementation/Revision 11-12/09	✓
MAM40-396/a	Torsionsstangen Shims	✓
MAM40-397	(Reserved)	
MAM40-398/b	Improved Layup Spar Bridge for Retrofit	✓
MAM40-399	AFM-TR Propeller Overspeed	
MAM40-400	Drawing - Minor I Implementation / Revision 01-02/10	
MAM40-401	AFM-TR Stall Warning Description	
MAM40-402/a	Installation of Wiggins Clamp on Charged Air Hose	
MAM40-403	NACA Inlet and Air Duct Geometry Change	✓
MAM40-404	Charge Air Duct - Geometry Change	✓
MAM40-405	AMM-TR Main Battery Installation	
MAM40-406/a	New Parking Brake Knob	
MAM40-407	(Reserved)	
MAM40-408/a	Turbo Charger Hose with Clamps	
MAM40-409	Manufacturing Improvements	✓
MAM40-410	Drawing - Minor I Implementation/Revision 03/10	
MAM40-411	E4 Software Version VC33_1_05_11	✓
MAM40-412	(Reserved)	
MAM40-413/a	Manufacturing improvements	✓
MAM40-414	Implementation of Check Valve in Fuel System	✓
MAM40-415/a	New Stall Warning Horn Assy	✓
MAM40-416	Drawing-Minor I Implementation/Revision 04/10	
MAM40-417	Production adjustment and drawing of electrical components	✓
MAM40-418	Changes on Engine Control Assembly	✓
MAM40-419/a	Rubber pad on Firewall for Charge Air Tube	✓
MAM40-420	Redesign NLG Spring Guide Rod	
MAM40-421	Alignment correction of EECU	✓
MAM40-422/b	Additional GDU power supply during engine start	✓
MAM40-423	Replacement of Fire Protection on Lower Fuselage	✓
MAM40-424/c	Limit for Alternate Air Lever	✓
MAM40-425	Improved Safety Hook - Retrofit	✓
MAM40-426	Restructuring of Hose drawings	✓
MAM40-427	Restructuring of Tube Beading	✓

MODIFICATION STATUS
Mandatory Change Notes - MAM

		A/C S/N: 40.NC245
		Date Printed: 5/30/2023
AM Number	Release Note Title	Incorporated
MAM40-428	AFM-TR Open Door Procedure	
MAM40-429/b	Maximum Zero Fuel Mass 1265kg	✓
MAM40-430	Drawing-Minor I Implementation/Revision 05/10	✓
MAM40-431	Correction of Cowling Painting	✓
MAM40-432	FM-TR Detailed Performance Information for Operation Without Wheel Fairings	✓
MAM40-433	Side wall interior	✓
MAM40-434/f	Cowling Redesign DA40 NG	✓
MAM40-435/a	Fuel pump bypass line with 90° fitting	✓
MAM40-436	AMM-TR Shock mount Installation torques	✓
MAM40-437/a	Nozzle for fuel pressure sensor adapter	✓
MAM40-438	Drawing-Minor I Implementation/Revision 06/10	✓
MAM40-439	Production Improvement Fuel System	✓
MAM40-440/b	New Revision of Seatbelts	✓
MAM40-441	New Layup Charge Air Duct	✓
MAM40-442	New Governor Speed Settings	✓
MAM40-443	Drawing - Minor Implementation/Revision 07-08/10	
MAM40-444	(Reserved)	
MAM40-445	Minor I Changes on TAE 125-02 Kit Installation	
MAM40-446	AFM-TR Landing Distance Chart Flaps-up	
MAM40-447/b	G1000 Software Revision P/N 010-00915-03 (Engine limits)	✓
MAM40-448	AFM-TR CG-Range Diagram	✓
MAM40-449	Reinforced Carb Heat Lever	
MAM40-450	Optimized Cut for Exhaust Mounting Bracket	✓
MAM40-451	Use of TS-1 Fuel	✓
MAM40-452/a	Stiffener for alternator cable	
MAM40-453	Lightning Protection Junction Plate	✓
MAM40-454	Cowling Heat Protection Web	✓
MAM40-455	Drawing - Minor I Implementation/Revision 09-10/10	✓
MAM40-456	(Reserved)	
MAM40-457	Drawing recording Winglet lower Shell	✓
MAM40-458	(Reserved)	
MAM40-459d	Production Improvement Composite	✓
MAM40-460/b	Drawing Implementation Pitot/Static Base plate	✓
MAM40-461	Improved Friction Damper of Throttle Quadrant	✓
MAM40-462	Mounting Material for Winglet / Wing Installation	✓
MAM40-463	Additional Insert for Alternate Air Level Installation	✓
MAM40-464	Charge Air Tube with increased wall thickness	✓
MAM40-465	Reinforced charge air tube	✓
MAM40-466	Emergency procedure - Power loss HPP failure	✓


MODIFICATION STATUS
Mandatory Change Notes - MAM

		A/C S/N: 40.NC245
		Date Printed: 5/30/2023
AM Number	Release Note Title	Incorporated
MAM40-467	(Reserved)	
MAM40-468/a	Damper Element in Fuel Supply Line	✓
MAM40-469	DA 40 Series AMM - Revision 6	✓
MAM40-470	Drawing - Minor I Implementation/Revision 11-12/10	✓
MAM40-471	Rudder Check Gauge	✓
MAM40-472	(Reserved)	
MAM40-473	Intercooler Inlet and outlet tub with increased wall thickness	✓
MAM40-474/b	Water Separator for ECU TAE 125-01	✓
MAM40-475	AMM-TR - Major Structural Inspection Interval Extension	✓
MAM40-476	Drawing Implementation/drawing corrections Electric	✓
MAM40-477	AMM Corrections Time Limits and De-icing Fluids	✓
MAM40-478	Combined Exhaust Pipe Bend	✓
MAM40-479/b	Water Separator for ECU TAE 125-02-99	✓
MAM40-480/a	Check valve for Fuel Pumps	✓
MAM40-481	AMM-TR Safety Walk Adhesive Strips	✓
MAM40-482	Revised Engine specification High Pressure Pump	✓
MAM40-483/b	Redesign Vertical Stabilizer Rear Web	✓
MAM40-484/a	Floor Panel Reinforcement	✓
MAM40-485	(Reserved)	
MAM40-486	AMM-TR Propeller Strike Procedure	✓
MAM40-487	Additional Lightning Protection for Engine Installation	✓
MAM40-488	Additional Fuel Grades	✓
MAM40-489	Engine Mapping	✓
MAM40-490	Cabin Heating - Correction Hose Lengths	✓
MAM40-491	Drawing implementation / drawing correction Electric	✓
MAM40-492	Engine ShockMount-New Part Number	✓
MAM40-493	Maintenance Simplification Program	✓
MAM40-494	Drawing - Minor I Implementation/Revision 01-02/11	✓
MAM40-495	(Reserved)	
MAM40-496	(Reserved)	
MAM40-497/a	New IGRF Magnetic Field Model for G1000	✓
MAM40-498/b	New Standard Interior - DA 40 NG	✓
MAM40-499/c	Seal for Cabin Heat Valve	✓
MAM40-500/a	Standard Type Data Plates	✓
MAM40-501/a	Fuel Damper Housing-Design Improvement	✓
MAM40-502/a	Replacement of charge air hose with tube	✓
MAM40-503	Drawing recording exhaust sealing	✓
MAM40-504	(Reserved)	
MAM40-505/f	Firewall reinforcement	✓


MODIFICATION STATUS
Mandatory Change Notes - MAM

		A/C S/N: 40.NC245
		Date Printed: 5/30/2023
AM Number	Release Note Title	Incorporated
MAM40-506/c	Replacement of charge air hose with tube- New engine install	✓
MAM40-507	(Reserved)	
MAM40-508	DA40 Airplane Flight Manual Revision 8	✓
MAM40-509/a	Shortened fuel damper mounting bracket	✓
MAM40-510/b	Middle Tunnel mould adapted	✓
MAM40-511/b	New Silicate cartridge Part Number	✓
MAM40-512	(Reserved)	
MAM40-513	Austro Engine E4. Software VC33_1_05_12	✓
MAM40-514	AFM-TR DA 40 NG brake Assembly Part Number	✓
MAM40-515	Drawing - Minor I Implementation/Revision 03/11	✓
MAM40-516/b	NG NLG Fork for DA 40/D/F	✓
MAM40-517/a	New Maintenance Cap	✓
MAM40-518	Engine Spec - Removal of HPP E4A-30-100-00	✓
MAM40-519/a	Breather line with additional outlet	✓
MAM40-520/a	Breather line with additional outlet	✓
MAM40-521	Wall Thickness change of the fuel damper mounting bracket	✓
MAM40-522/a	Intercooler Gurd Assy - Rotation of Grid	✓
MAM40-523	Drawing - Minor I Implementation / Revision 04/11	✓
MAM40-524	Maintenance Program Phase 1	✓
MAM40-525	AMM-TR Maintenance Interval GFC 700	✓
MAM40-526	Landing Gear Special Torque Values and Corrections	✓
MAM40-527/b	Modified Engine Mount	✓
MAM40-528	Welding drawings of Coolant Cooler	✓
MAM40-529/a	TAE 125-02-99 O14V294DA40 Engine Mapping	✓
MAM40-530	Drawing - Minor I Implementation/Revision 05/11	✓
MAM40-531	(Reserved)	
MAM40-532/b	Transparent Canopy Window Lock Lever	✓
MAM40-533	Additional Brake Assembly	✓
MAM40-534	AMM- TR Removal of propeller shipping plug	✓
MAM40-535	AMM-TR Gearbox Oil Inspection	✓
MAM40-536	Drawing Minor I Implementation/Revision 06/11	✓
MAM40-537/a	Correction of Drain Valve Mounting Torque Correction of Fuel Can Kit	✓
MAM40-538	Drawing - Minor I Implementation / Revision 07-08/11	✓
MAM40-539	(Reserved)	
MAM40-540/a	Replacement of fuel filter sealing	✓
MAM40-541/b	Sealed Coolant Level Sensor	✓
MAM40-542	(Reserved)	
MAM40-543/c	Firewall Reinforcement	✓
MAM40-544	Drawing - Minor I Implementation/Revision 09/11	✓


MODIFICATION STATUS
Mandatory Change Notes - MAM

		A/C S/N: 40.NC245
		Date Printed: 5/30/2023
AM Number	Release Note Title	Incorporated
MAM40-545	Additional fuel grade, engine- and gearbox oils coolants - TAE-125	
MAM40-546	(Reserved)	
MAM40-547	Additional Gear Box Oil for E4 Engine	✓
MAM40-548/b	Engine Mount - Change of Bushings Diameter	✓
MAM40-549/a	Large Washer at FWD engine mounting bolts	✓
MAM40-550/A	G1000 Software Version 010-00915-04	✓
MAM40-551/a	Alternator Regulator E4A-91-200-000	✓
MAM40-552	Drawing Minor 1 Implementation/Revision 01/2012	✓
MAM40-553	Baggage Net - Additional CAM BUCKLE	✓
MAM40-554/a	Harmonization of DA 40 NLG-Wheel Fairing	✓
MAM40-555/a	Material Change of Wing Caps	✓
MAM40-556	Austro Engine E4. Software VC33_1_05_13	✓
MAM40-557	(Reserved)	
MAM40-558	Engine Start Procedure	✓
MAM40-559	Additional Engine Oils	✓
MAM40-560	Revision of HPP Specification	✓
MAM40-561/b	new GFC700 Autopilot Hardware (servos and Gearboxes)	✓
MAM40-562/c	GIA 63W NEW PART NUMBER	✓
MAM40-563	GMU 44 new part number	✓
MAM40-564	Drawing- Minor 1 Implimentation/ Revision 11-12/11	✓
MAM40-565/b	Coolant Tank with Beaded Connector	✓
MAM40-566/a	Provisions For Increased Landing Mass	✓
MAM40-567/a	TAE 125-02-99 Q14V300DA40 Engine Mapping	
MAM40-568/b	Engine shock mounts with stud bolts and adapted engine arm	✓
MAM40-569/a	Shortened fitting on bypass valve	✓
MAM40-570/a	G1000 Equipment Upgrade (SW & HW)	
MAM40-571/a	Adding Foam Tape for Cooler	✓
MAM40-572	DA40NG - AFM Rev.2, AMM Rev. 1	✓
MAM40-573/a	New Engine Wiring Harness	✓
MAM40-574/d	Maximum Landing Mass 1280kg	✓
MAM40-575	(Reserved)	
MAM40-576/b	DA40NG type plates with FAA TC number	✓
MAM40-577	Implimentation of Spring Line in Fuel Tank Install - Vent Hose and new Relief Valve	✓
MAM40-578/a	Removal of Attachment Hole in Air Filter Box	✓
MAM40-579	ELT ME406 harness	✓
MAM40-580	Drawing Recording - Wheel Fairing Installation	✓
MAM40-581/a	Pedastal for ECU backup batteries, TAS and ELT antenna	✓
MAM40-582	Drawing - Minor 1 Implementation / Revision 01-02/12	✓
MAM40-583	E4 Starter E4A-93-000-000-010	✓


MODIFICATION STATUS
Mandatory Change Notes - MAM

		A/C S/N: 40.NC245
		Date Printed: 5/30/2023
AM Number	Release Note Title	Incorporated
MAM40-584	MLG Reinforcement rib additional holes	✓
MAM40-585	(Reserved)	
MAM40-586	(Reserved)	
MAM40-587	Drawing - Minor 1 Implementation / Revision 03/12	✓
MAM40-588/b	USE OF HF 1-FUEL HOSES IN FUEL TANK INSTALLATION	✓
MAM40-589/a	Floor Panel with Improved Accessibility for Friction Adjustment	✓
MAM40-590/a	Use of D64 and DS Drain Hoses	✓
MAM40-591	Drawing - Minor 1 Implimentation / Revision 04/12	✓
MAM40-592/a	ECU Cable Protection	✓
MAM40-593/d	Cabin Heat Exchanger Box- change to DPS13 Chapter 3.	✓
MAM40-594	Drawing - Minor implimentation / Revision 05/12	✓
MAM40-595	Update Equipment list, DA40 D AFM	
MAM40-596	New Oil Pressure Switch	
MAM40-597/a	Alternative Fuel Pump - Weldon 18002-B	
MAM40-598	(Reserved)	
MAM40-599	Drawing - Minor 1 Implimentation / Revision 06/12	✓
MAM40-600/a	G1000 Software Version 010-00915-05	✓
MAM40-601	New water cooler made by Docking Engineering.	✓
MAM40-602	TAE Mapping Version O14V301DA40, TAE 125-02-99	
MAM40-603	TAE Mapping Version T14V292DIA	
MAM40-604	Provisions for Premium Interior	
MAM40-605	Drawing - Minor implimentation / Revision 07-09-12	✓
MAM40-606	Maximum Trim mass in Lower Tail 7.5Kg	✓
MAM40-607/a	Adoption of engine time limits E4 [DA40NG]	✓
MAM40-608	(Reserved)	
MAM40-609	E4 Software Version VC33_1_05_14	✓
MAM40-610	Improved Pax Door Safety Hook Mechanism	✓
MAM40-611/a	RH LP tube to G1000 Box changed bend angle	✓
MAM40-612	ECU Map Lines with 90° fittings	
MAM40-613/a	Kit Release TAE 125-02 Q3-2012	
MAM40-614/a	Springs in Ventlines	✓
MAM40-615/b	Changed Hole Position in Hat Profile	✓
MAM40-616/a	Harmonization of Pitch Trim Servo	✓
MAM40-617/a	Use of Avgas 100	
MAM40-618/b	Correction of Airspeed Indicator Markings	✓
MAM40-619/d	Improved Passenger Door	✓
MAM40-620	Record of Bowden Cables	✓
MAM40-621	(Reserved)	
MAM40-622	Elevator Trim Weight Lever - Trim Weight Moved 2mm Aft	✓


MODIFICATION STATUS
Mandatory Change Notes - MAM

		A/C S/N: 40.NC245
		Date Printed: 5/30/2023
AM Number	Release Note Title	Incorporated
MAM40-623	Implementation of drawing improvements, drawing corrections and additional information 10-12/12	✓
MAM40-624/e	Bell Cranks with Increased Milling Radius	✓
MAM40-625	Lightning Stripe for ADF and DME	✓
MAM40-626	Installation of engine harness according to AE MM	✓
MAM40-627/b	Definition of Holes in Main Spars	✓
MAM40-628	(Reserved)	
MAM40-629	AMM-TR: Rudder Control Cable Installation	✓
MAM40-630	Charged Air Tubes	✓
MAM40-631/a	Shorter NLG Damper	✓
MAM40-632	New AE 300 Gearbox	✓
MAM40-633	New Material for Elevator Push Rod	✓
MAM40-634	AMM - TR Removal of Snow and Ice	✓
MAM40-635/d	Adjustable landing/taxi light bracket	✓
MAM40-636	AMM-TR-Additional Greases	✓
MAM40-637	DWG Implementation or revision 1/13	✓
MAM40-638/a	DA 40 NG - Cold Weather Operation	✓
MAM40-639/b	Charged Air Hoses SG5-0	✓
MAM40-640	Elevator Mass mounted with dimpled washers	✓
MAM40-641/a	Spray Shield with changed trim line	✓
MAM40-642	Drawing Recording - RH Linkage for Trim Tab	✓
MAM40-643/b	IBA Coolant level sensor	✓
MAM40-644	TAE Mapping O14V302DA40 and 05-7312-K0053-03	✓
MAM40-645	(Reserved)	
MAM40-646/a	Redesign - Flap Torsion Tube Guide	✓
MAM40-647/b	Oil Quick Drain Valve	✓
MAM40-648	DWG Implementation or revision 2/13	✓
MAM40-649/a	Carbon charged low pressure fuel lines	✓
MAM40-650	AMM-TR - Fuel filter element check vavle	✓
MAM40-651	(Reserved)	
MAM40-652	(Reserved)	
MAM40-653	(Reserved)	
MAM40-654	AMM-TR - Trouble Shooting Fuel System	✓
MAM40-655/a	Governor nut torque	✓
MAM40-656	(Reserved)	
MAM40-657	Turbo Connector angle change	✓
MAM40-658/a	Coolant Tank Pressure Relief Valve Test	✓
MAM40-659/b	Addition drawing tolerances intercooler	✓
MAM40-660/a	Water tank bracket with increased clearance	✓
MAM40-661	AMM-TR - Coolant system pressure test	✓


MODIFICATION STATUS
Mandatory Change Notes - MAM

		A/C S/N: 40.NC245
		Date Printed: 5/30/2023
AM Number	Release Note Title	Incorporated
MAM40-662/f	DA40 NG MTOM 1310kg	✓
MAM40-663	(Reserved)	
MAM40-664	Drawing Correction Canopy Bowden Cable Tube	✓
MAM40-665/b	Change of Water Hose	
MAM40-666	(Reserved)	
MAM40-667	(Reserved)	
MAM40-668	(Reserved)	
MAM40-669	Heat Deflection sheet from DA 42 VI	✓
MAM40-670	Turbo connector angle change II	✓
MAM40-671/c	Reinforced Rudder Pedal Assy	✓
MAM40-672	AFM-TR - High Oil Pressure Procedure	✓
MAM40-673	DA 40 F, AFM Rev. 2	
MAM40-674	AFM-TR - Limitation Section Engine oils and fuel additives update	✓
MAM40-675	(Reserved)	
MAM40-676	Drawing Recording - Powerplant Installation	✓
MAM40-677/d	Reinforced Roll Bar	✓
MAM40-678	AMM-TR Removal of checklist items	✓
MAM40-679	(Reserved)	
MAM40-680	AMM-TR - Clarification engine maintenance	
MAM40-681/a	Smaller PAX Air Nozzle Adapter	✓
MAM40-682	(Reserved)	
MAM40-683	(Reserved)	
MAM40-684/b	Lighter Winglet	✓
MAM40-685	DWG Implementation or revision 3/13	✓
MAM40-686/a	New routing of fuel lines	✓
MAM40-687	Schweizer relief valve in fuel tank vent lines	✓
MAM40-688	(Reserved)	
MAM40-689	Landing Flap Drive Lever in Fuselage	✓
MAM40-690	DA 40 D - AFM, FHB Rev. 6	
MAM40-691/a	Charged Air hose SG5-0 between Charged air cooler and front charged air duct	✓
MAM40-692	(Reserved)	
MAM40-693	LH aft engine shockmount with shorter studs	✓
MAM40-694	DWG implementation or revision 4/13	✓
MAM40-695	NLG Damper lower washer made from 15-5PH	✓
MAM40-696/a	Reinforced NLG Strut Pivot	✓
MAM40-697/d	3mm Pax Window	✓
MAM40-698/b	Charged air cooler with reduced beading	✓
MAM40-699/a	Battery Support Weight Reduction	✓
MAM40-700	(Reserved)	


MODIFICATION STATUS
Mandatory Change Notes - MAM

		A/C S/N: 40.NC245
		Date Printed: 5/30/2023
AM Number	Release Note Title	Incorporated
MAM40-701	TAE 125-02-99 with Dual Mass Flywheel, DA 40 D AFM/FHB Rev. 7	
MAM40-702	DWG Implementation or revision 5/13	✓
MAM40-703/b	Lightweight HIRF Box Sheet	✓
MAM40-704/a	Coolant cooler with 0.1mm fins	✓
MAM40-705	E4 Software version VC33_1_05_15	✓
MAM40-706/b	Provisions for NLG Hydraulic Damper	✓
MAM40-707/a	Lighter Baggage extension carpet	✓
MAM40-708	Alternative Turbo Adapter	✓
MAM40-709/a	Drawing correction Stall Warning	✓
MAM40-710/a	AFM-TR - ECU Caution Clearance Procedure	✓
MAM40-711	(Reserved)	
MAM40-712	New Heat resistant material for Trim Wheel	✓
MAM40-713	Improved ECU Brackets	✓
MAM40-714/b	Improved Canopy Installation	✓
MAM40-715	Sealant for canopy cutout in fuselage	✓
MAM40-716	Air Filter Box - Production simplification	✓
MAM40-717/a	Removal of fuel ramp	✓
MAM40-718/e	Geometry improvement fuselage rear end rib	✓
MAM40-719	(Reserved)	
MAM40-720/b	Reinforced HIRF-Box Flange	✓
MAM40-721/a	Air Intake Installation Improvement	✓
MAM40-722	(Reserved)	
MAM40-723/a	Light Weight Cowlings	✓
MAM40-724	Telephone duct with aluminium bushings	✓
MAM40-725	(Reserved)	
MAM40-726	(Reserved)	
MAM40-727	DWG implementation or revision 6/13	✓
MAM40-728	AMM-TR Lubrication Schedule	✓
MAM40-729/b	Bushing for NLG Fork	✓
MAM40-730	E4 Software version VC33_1_05_16	✓
MAM40-731	AFM-TR GTX 33 P/N 011-0779-00	✓
MAM40-732	NLG-Wheel Pant Shell LH/RR Improvement	✓
MAM40-733/a	Lightweight clamps for Autopilot servo bridle cables	✓
MAM40-734/a	Even Lighter Winglet	✓
MAM40-735	DWG Implementation or revision 1/14	✓
MAM40-736	(Reserved)	
MAM40-737	(Reserved)	
MAM40-738	Light leather on seats	✓
MAM40-739	AFM-TR - Fuel and Oil grade update	✓


MODIFICATION STATUS
Mandatory Change Notes - MAM

		A/C S/N: 40.NC245
		Date Printed: 5/30/2023
AM Number	Release Note Title	Incorporated
MAM40-740/b	D-Clamps for Baggage net with wider welding seam	✓
MAM40-741	(Reserved)	
MAM40-742/c	Reinforcement of Exhaust Attachments	✓
MAM40-743/a	Protective pads for charge air hose	✓
MAM40-744/a	Longer NLG Damper Rod	✓
MAM40-745	DA 40, AFM, FHB Rev. 9	
MAM40-746	DWG Implementation or revision 2/14	✓
MAM40-747/a	Oil Quick drain Valve with plug	✓
MAM40-748/d	Safety Hook Lever for increased production tolerances	✓
MAM40-749	AFM-TR - Engine Starting (do to dual Mass Flywheel)	
MAM40-750	Transfer line with 45° end fitting	✓
MAM40-751	Alternative Fuel Pump - Weidon 18002-B	✓
MAM40-752/c	TAE125-02-99 Kit Release 2014	
MAM40-753/b	Canopy Lock Lever with form fit	✓
MAM40-754	AFM-TR Cold Weather Power Check Information	✓
MAM40-755	Isoval TM as alternative Material for Elevator Control Lever	✓
MAM40-756/b	Starter Engaged Status input to ECU	
MAM40-757/c	RG3 Roller Cages	✓
MAM40-758	Engine Mount Sheet	✓
MAM40-759	Breather lines with shorter muffles	✓
MAM40-760	AMM-TR Wiggins Clamp (turbo charger clamp)	
MAM40-761	DWG Implementation or revision 3/14	✓
MAM40-762/d	Trim Wheel Axle with M12x1 thread	✓
MAM40-763/a	Coolant water tank with threaded cap and larger outlet	✓
MAM40-764/c	Aileron lever with increased flat surface at rear end	✓
MAM40-765	New Alternator P/N E4A-91-400-000	✓
MAM40-766	Entering and Exiting the Airplane	✓
MAM40-767/a	Documentation for NLG Cutout in lower Cowling improved	✓
MAM40-768/a	Elevator trim friction damper counterbore	✓
MAM40-769	New sealing concept at parker NLG rim	✓
MAM40-770/c	Rudder Pedals with milled parts	✓
MAM40-771/c	New ECU P/N 05-7611-001904	
MAM40-772	DWG Implementation or revision 4/14	✓
MAM40-773/a	Mahle Coolant Cooler with increased clearance to engine mount/Removal of Docking Colant Cooler	✓
MAM40-774/d	Rudder in gap between rear seat and fuselage	✓
MAM40-775/a	E4 Software version VC33_1_05_17	✓
MAM40-776	(Reserved)	
MAM40-777/a	AFM-TR Starting the Engine with External Power	✓
MAM40-778	(Reserved)	


MODIFICATION STATUS
Mandatory Change Notes - MAM

		A/C S/N: 40.NC245 Date Printed: 5/30/2023
ÄM Number	Release Note Title	Incorporated
MAM40-779	Fuel vent line cover painted before assembly	✓
MAM40-780	Coolant temperature upper caution range 100°C - 105°C	✓
MAM40-781	(Reserved)	
MAM40-782	EECU - Software VC33_1_05_18	✓
MAM40-783	DWG implementation or revision 5/14	✓
MAM40-784	(Reserved)	
MAM40-785	AMM-TR - Replacement of Carbon Hinges of Passenger Door	✓
MAM40-786/c	MLG Strut with smaller hole	✓
MAM40-787	(Reserved)	
MAM40-788/a	Exhaust with improved Fit	✓
MAM40-789/a	Turbocharger clamp made of steel	✓
MAM40-790	Installation of G1000 box insert in fuselage layup	✓
MAM40-791/d	Lower Nose Landing Gear	✓
MAM40-792	Additional elevator Mass Balance	✓
MAM40-793	DWG implementation or revision 1/15	✓
MAM40-794	Drawing Recording Cables	✓
MAM40-795	DA40 NG, AFM Rev. 3	✓
MAM40-796	Improved installation of baggage net clamp	✓
MAM40-797	New Brake Line Clip	✓
MAM40-798/a	TAE 125-02-99 start phase monitoring system-mapping correction	✓
MAM40-799/c	Lightning Protection Layers on Control Surface Gaps	✓
MAM40-800/c	Placard Lightning protection on wing interfaces	✓
MAM40-801/c	Reinforced Intercooler Bracket	✓
MAM40-802	Mod. Status D4.365	✓
MAM40-803	(Reserved)	
MAM40-804	DWG implementation or revision 2/15	✓
MAM40-805	AFM TR - Removal of High Current Procedure	✓
MAM40-806/a	AMM-TR Silicate cartridge	✓
MAM40-807/a	Installation of chafing protection on charge air tube	✓
MAM40-808	AMM-TR - inspection of NLG elastomer pack center tube	✓
MAM40-809/a	Lowered pitch servo	✓
MAM40-810/a	TAE Mapping F28C132DA40 and F28D142D40	✓
MAM40-811	(Reserved)	
MAM40-812	DWG implementation or revision 3/15	✓
MAM40-813	(Reserved)	
MAM40-814	TMG MAP line water separator	✓
MAM40-815	Spare Part NLG Leg for DA40 NG	✓
MAM40-816	AFM-TR Alternative Means for Fuel Quantity Measuring	✓
MAM40-817/b	Provisions for Gust Lock	✓


MODIFICATION STATUS
Mandatory Change Notes - MAM

		A/C S/N: 40.NC245 Date Printed: 5/30/2023
ÄM Number	Release Note Title	Incorporated
MAM40-818	(Reserved)	
MAM40-819	DA40 NG Firewall FWD-Kit Definition	✓
MAM40-820/b	Flexible charge air hose	✓
MAM40-821/b	Antenna Cover Installation	✓
MAM40-822	AMM-TR-inspection of MLG strut	✓
MAM40-823/a	Charge air duct collar with groves	✓
MAM40-824	New Type 6 Lubricants	✓
MAM40-825	Redesign AP Cable Bridle Clamp	✓
MAM40-826	TMG-Kit Release	✓
MAM40-827	(Reserved)	
MAM40-828/b	Pitot-Static Attachment	✓
MAM40-829	DWG implementation or revision 1/16	✓
MAM40-830	(Reserved)	
MAM40-831/b	I-Panel Cover for better defrost	✓
MAM40-832/b	Engine Harness Bracket	✓
MAM40-833	AFM TR - Electronic Equipment	✓
MAM40-834/c	Modified Inside Door Handle Mechanism	✓
MAM40-835	Austro Engine Firewall-Fwd Kit Q1/2016	✓
MAM40-836/d	New Diamond Standard parts	✓
MAM40-837/b	New Bonding Material - Main Bolt Bushings	✓
MAM40-838/a	EECU-Software VC33_1_05_19	✓
MAM40-839	DWG Implementation of revision 2/16	✓
MAM40-840	Adaptions - AMM Main Landing Gear	✓
MAM40-841	Fuel Tank Maintenance	✓
MAM40-842	Wing Spar dimensions	✓
MAM40-843	Additional Cable Tie at Alternator Cable Installation	✓
MAM40-844/b	Mounting provisions for new Garmin Hardware	✓
MAM40-845/d	Mounting provisions for new Garmin Hardware II	✓
MAM40-846	Door Handle Improvement	✓
MAM40-847	Installation of Fuel Filter Assembly	✓
MAM40-848	TAE Kit Release 01/2016	✓
MAM40-849	EECU-Software VC33_1_05_20	✓
MAM40-850/b	Alternator Provisions as standard	✓
MAM40-851/d	Pedal S-Tube with 2mm wall thickness	✓
MAM40-852	TAE 125-02-99 Mapping O14C313 and O14D331	✓
MAM40-853/c	V-Band Clamp Installation charge air flange	✓
MAM40-854/b	DA 40 NG produced by SBAAI	✓
MAM40-855/b	Additional Holes in Main Bolt Securing Rod	✓
MAM40-856	DWG implementation or revision 3/16	✓


MODIFICATION STATUS
Mandatory Change Notes - MAM

		A/C S/N: 40.NC245
		Date Printed: 5/30/2023
AM Number	Release Note Title	Incorporated
MAM40-857	Fuel Pump - Weldon 18016-B8	
MAM40-858	Change of Glow Fuse from 50A to 35A	✓
MAM40-859/b	Inside door handle with stop	✓
MAM40-860	AMM TR-Drawing Documentation of Vent Line Routing	✓
MAM40-861	(Reserved)	
MAM40-862	New 2015 IGRF Magnetic Field Model	✓
MAM40-863	AFM-TR G-Load Factors Correction	
MAM40-864/e	Improved Firewall Sealing	✓
MAM40-865/a	Preventive Coating	✓
MAM40-866	AFM-TR - Types of ECU-Cautions	✓
MAM40-867	Autopilot Bridle Clamps without Holes	✓
MAM40-868/b	Garmin Hard and Soft Upgrade, Phase 1	✓
MAM40-869	Alternator Cable Stiffener for all A/C with AE-Engine	✓
MAM40-870	(Reserved)	
MAM40-871	(Reserved)	
MAM40-872/a	Fuel bypass valve switching pressure adjusted.	✓
MAM40-873	Turbo Connection Shim	✓
MAM40-874/b	Piacards Exterior English	✓
MAM40-875	DWG implementation or revision 1/17	✓
MAM40-876	ECCU Software VC33_1_06_21	✓
MAM40-877/a	DA40 Produced by DAI-C	✓
MAM40-878/a	TAE kit Release 01/2017	
MAM40-879	Adaption of ECU Selftest RPM	✓
MAM40-880	Adaption of Cruise Performance Conditions	✓
MAM40-881/a	New Fuel Cooler 886000	✓
MAM40-882	DWG implementation or revision 2/17	✓
MAM40-883	Production Improvement - CANADA 01/2017	✓
MAM40-884	Alternative Shock Mounts	✓
MAM40-885	(Reserved)	
MAM40-886	(Reserved)	
MAM40-887	(Reserved)	
MAM40-888	(Reserved)	
MAM40-889	(Reserved)	
MAM40-890	(Reserved)	
MAM40-891	(Reserved)	
MAM40-892	(Reserved)	
MAM40-893	(Reserved)	
MAM40-894	(Reserved)	
MAM40-895	(Reserved)	


MODIFICATION STATUS
Mandatory Change Notes - MAM

		A/C S/N: 40.NC245
		Date Printed: 5/30/2023
AM Number	Release Note Title	Incorporated
MAM40-896	Update of equipment list	✓
MAM40-897	DWG implementation or revision 3/17	✓
MAM40-898/a	Improved Fuel Cooler Bracket for Cooler 886000	✓
MAM40-899/c	Improved Charge Air Installation Between Intercooler and Turbo	✓
MAM40-900	DA40 NG AMM Rev. 3	✓
MAM40-901	AMM-TR Worm Drive Clamp Installation	✓
MAM40-902/a	New Charge Air Cooler and Turbo Connector	✓
MAM40-903/a	Improved MLG-Axle	✓
MAM40-904	(Reserved)	
MAM40-905	(Reserved)	
MAM40-906	(Reserved)	
MAM40-907	(Reserved)	
MAM40-908	(Reserved)	
MAM40-909	(Reserved)	
MAM40-910	(Reserved)	
MAM40-1000/a	Standard EPU Location	✓
MAM40-1001/e	GDL 69A and GTX 345 wiring	✓
MAM40-1002	Drawing Implementation	
MAM40-1003	Cooler Surface Treatment Change	
MAM40-1004/c	Installation of Reading/Map Light Assembly	✓
MAM40-1005	Rudder and Rudder trim adjustment procedure	✓
MAM40-1006/d	Noise Reduction - Cabin Air Inlet	✓
MAM40-1007/e	G1000 Nxi Phase II Implementation	✓
MAM40-1008/d	Garmin G1000 NXI Installation (Phase I and Phase II)	
MAM40-1009	(Reserved)	
MAM40-1010	(Reserved)	
MAM40-1011/e	Implementation of new crash elements	✓
MAM40-1012/b	Cowlings with Fire Resistant Resin	✓
MAM40-1013	Removal and Installation of the Fuel Transfer Check Valve	✓
MAM40-1014	Additional Permanent Maintenance Access Holes	✓
MAM40-1015	Reintroduction of DA40 Lycoming to production	
MAM40-1016	AMM-TR-Fuel filter element check valve	✓
MAM40-1017	(Reserved)	
MAM40-1018	AMM-TR-Fuel filter element check valve	
MAM40-1019/d	Geometry Change of Canopy frame for weight and production improvement	✓
MAM40-1020	Removal of Pilot Side Rudder Pedal Gust Lock Mounts	✓
MAM40-1021	ELT Installation, Artex ME 406	
MAM40-1022/a	Lycoming Cowlings with Fire Resistant Resin	
MAM40-1023	(Reserved)	


MODIFICATION STATUS
Mandatory Change Notes - MAM

		A/C S/N: 40.NC245
		Date Printed: 5/30/2023
AM Number	Release Note Title	Incorporated
MAM40-1024/b	EECU Software VC33_1_06_23	✓
MAM40-1025/c	Improved Charge Air Duct Assembly Design	✓
MAM40-1026	General Paint Scheme definition	✓
MAM40-1028	Alternative Coolant Hose - Venair	✓
MAM40-1032/h	Standard RACC Installation Provisions	✓
MAM40-1033/e	Standardization of Main Battery Location	✓
MAM40-1034/b	Floor Side panel with improved clearance for rudder pedals, provision for electrical adjustment switch and uniformity across models.	✓
MAM40-1035/d	Integration of Bushings into Vertical Tail Web	✓
MAM40-1036	(Reserved)	
MAM40-1037	AMM-TR: NLG Inspection and Maintenance Procedure	
MAM40-1038	AMM-TR: NLG Inspection and Maintenance Procedure	✓
MAM40-1039	(Reserved)	
MAM40-1040	(Reserved)	
MAM40-1041/a	Reinforcement of Rudder Pedestal, and Addition of Alternate Material	
MAM40-1042/b	New Plugs with Interior Color	✓
MAM40-1043	(Reserved)	
MAM40-1044/g	Outer MLG Ribs with Standard Bulkhead Fittings	✓
MAM40-1045/c	Harmonization of Control Knob Colors	✓
MAM40-1046/c	Air Intake System Install	✓
MAM40-1047	Interior Paint Scheme	✓
MAM40-1048/b	Improved Definition of Fuel Connector Hose	✓
MAM_40-1049/a	DCS Type Plates for DAIA, DAIC & WF Production	✓
MAM40-1050/c	Re-Introduction of previously used Charge Air Hose	✓
MAM40-1051/a	TA202 USB Charging Port Installation	
MAM40-1052	(Reserved)	
MAM40-1053/d	Improved MLG Fairing Bracket	✓
MAM40-1054/c	Improved EMI Protection of Current Sensor	✓
MAM40-1055/b	Nav Antenna Coax Attenuators Installation	✓
MAM40-1056	(Reserved)	
MAM40-1057	(Reserved)	
MAM40-1058/e	Alternate Wire-wound Resistors (DA 40 NG)	✓
MAM40-1059	(Reserved)	
MAM40-1060/f	USB Charging Ports Installation	✓
MAM40-1061	Production of Spar Bridges Without Autoclave	✓
MAM40-1062	(Reserved)	


MODIFICATION STATUS
Mandatory Change Notes - MAM

		A/C S/N: 40.NC245
		Date Printed: 5/30/2023
AM Number	Release Note Title	Incorporated
MAM40-1063	(Reserved)	
MAM40-1064/b	Engine Parts Manufactured by AE Qualified Suppliers	✓
MAM40-1065/b	Plastic Speaker Cover	✓
MAM40-1066	Alternate Supplier of Aft Engine Shock Mount	✓
MAM40-1067	(Reserved)	
MAM40-1068	DA 40 NG Produced by Wanfeng	✓
MAM40-1069	(Reserved)	
MAM40-1070/a	Improved Hourmeter Activation Switch	
MAM40-1071/a	NEW Turbocharger Part Number	
MAM40-1072/a	Drawing Improvements and Corrections	
MAM40-1073/b	Standard Adhesive for Canopy and Window Bonding	✓
MAM40-1074/b	Standardized Baggage Compartment	✓
MAM40-1075	(Reserved)	
MAM40-1076	Alternate Wire-wound Resistors (DA 40)	
MAM40-1077	(Reserved)	
MAM40-1078	(Reserved)	
MAM40-1079/a	Extended Wing LP Tube III	
MAM40-1080/a	EECU Software VC33_1_06_24	✓
MAM40-1081	(Reserved)	
MAM40-1082	(Reserved)	
MAM40-1083	(Reserved)	
MAM40-1084	(Reserved)	
MAM40-1085	(Reserved)	
MAM40-1086	Discontinued use of KATHOM™ FP1.5 Biocide	✓
MAM40-1087	AFM-TR: Alternate Static Air Use	✓
MAM40-1088/b	Installation of Artex ELT 1000	✓
MAM40-1088/c	Installation of Artex ELT 1000	✓
MAM40-1089	(Reserved)	
MAM40-1090/b	E4 Engines Parts Manufactured by new AE Qualified Suppliers (MDC E4-515 Extension Phase 1)	✓
MAM40-1091/b	Certification Alternative Cylinder Head (Austro Engines MDC E4-520)	✓
MAM40-1092	(Reserved)	
MAM40-1093	(Reserved)	
MAM40-1094	(Reserved)	
MAM40-1095	(Reserved)	
MAM40-1096	(Reserved)	
MAM40-1097/b	New Part Number for Emergency Battery Assembly	✓
MAM40-1098	(Reserved)	
MAM40-1099	(Reserved)	
MAM40-1100	(Reserved)	

MODIFICATION STATUS
Mandatory Change Notes - MAM

		A/C S/N: 40.NC245
		Date Printed: 5/30/2023
AM Number	Release Note Title	Incorporated
MAM40-1101	Fuel Line Insulation Improvement	
MAM40-1102/a	Improved Flap Actuator Clearance	✓
MAM40-1103	Drawing Improvements and Corrections	✓
MAM40-1104	(Reserved)	
MAM40-1105	Incorporation of Engine Changes from Continental DCN #33	
MAM40-1106/d	New External Power Unit Connector Location (for TUNDRA INSTALL)	
MAM40-1107	(Reserved)	
MAM40-1108/a	Alternate ECU Backup Batteries	✓
MAM40-1111	DA 40 Series AMM Rev.8	
MAM40-1112	(Reserved)	
MAM40-1113	(Reserved)	
MAM40-1114	(Reserved)	
MAM40-1115	Alternate Supplier of Forward Engine Shock Mounts	✓
MAM40-1116/e	Modification to Lightning Protection Strap and Baggage Bulkhead Assembly	✓
MAM40-1117	(Reserved)	
MAM40-1118/b	Modification to Upper Cowling Air Duct	✓
MAM40-1119	Alternate Electric Fuel Pump	✓
MAM40-1120/a	Alternate Material for 1.7734.4 in Rudder Control System Components	✓
MAM40-1121/a	Alternate Material for Spar Bushings	✓
MAM40-1122	(Reserved)	
MAM40-1123	Transponder Coupler P/N Correctin	✓
MAM40-1124/c	Alternate Current Sensor Assembly	✓
MAM40-1125	(Reserved)	
MAM40-1126	Elevator Trim Cable Clamp	✓
MAM40-1127	(Reserved)	
MAM40-1128	(Reserved)	
MAM40-1129	North American Alternate Materials of Multiple Metallic Components	✓
MAM40-1130	(Reserved)	
MAM40-1131	(Reserved)	
MAM40-1132	(Reserved)	
MAM40-1133	Minor I Batch, Avionics & Electrical - 01/22	✓
MAM40-1134	(Reserved)	
MAM40-1135	(Reserved)	
MAM40-1136	Minor I Batch, Avionics & Electrical - 02/22	✓
MAM40-1137/c	E4A Engine EECU Software VC33_1_07_25	✓
MAM40-1138	(Reserved)	
MAM40-1139	(Reserved)	
MAM40-1140	Implementation of Continental DCN DA40D-001 (High Pressure Pump)	

MODIFICATION STATUS
Mandatory Change Notes - MAM

		A/C S/N: 40.NC245
		Date Printed: 5/30/2023
AM Number	Release Note Title	Incorporated
MAM40-1141	DA 40 Series AMM Doc. No. 6.02.01 Rev. 9	
MAM40-1142	Minor I Batch, Systems – 01/22	✓
MAM40-1143	(Reserved)	
MAM40-1144/b	GDC 72 Software and Part Number Upgrade	✓
MAM40-1145	Alternate excitation battery	

SarCalc Elt Reading

Artex Programmer Record

Beacon ID= ADC6492499D54C1
Message Type= Normal, Short
Country= 366 USA
Aircraft Reg= N168
Aux Locating Device= 121.5 Mhz
Recorded: 6/2/2023 15:21 51 sec

<http://www.avionictools.com>

AC. TAIL REG: N168

AC. SERIAL #: 40.NCZ45

DATE: JUNE 2nd, 2023





Diamond Aircraft Industries Inc.
Kelley Robinson
1560 Crumlin Sideroad
LONDON ONTARIO, N5V1S2
KANADA

Reviser: Jing Lei
Phone: +43-2622-26700-1354
eMail: j.lei@austroengine.at
Date: 20. April 2023

Delivery Note

ES231017

Your Customer No.: 100420	Your VAT ID No.: .	Your reference.	Page 1 of 1
Our Order No.: EO220202	Your Order No.: PO1064672	Your order from: 24. January 2022	

Pos.	Parts/Id.-No. Rev./Referenz-Nr.	Rev.	Description	Ablaufdatum	Qty Unit of Msr.
1	E4A-00-000-BHY dangerous goods !	014	Engine Configuration A customs tariff no.: 84089061, net weight: 199kg, total net weight: 199kg, Ursprungsland: AT		1 pce
			40.NC251		
2	E4-ENGINEBOX	000	Enginebox customs tariff no.: 44151010, net weight: 45,1kg, total net weight: 45,1kg, Ursprungsland: AT		1 pieces

Item tracking
E4-A-06518 20.04.26 1 STK

Item tracking
46052 1 STK

Scope of Supply

Motor Identification		
Description / Version	Part number	
Engine Configuration A	E4A-00-000-BHY	
Job number:	Serial No.:	Date (DDMMYY)
EWO231366	E4-A-06518	20.04.23

Parts installed

Qty.	Description	Part Number	Rev.	S/N or Batch No.	Outgoing Check	Customer Check
1	System turbocharger and BPA	E4A-00-410-BHY	AC2	YC5005538400003	✓	
2	High Pressure Pump	E4A-30-000-BHY	AA4	22-05-17-02-00363	✓	
3	Common Rail	E4A-33-100-000	AB1	2217300085	✓	
4	Gearbox	E4A-70-000-000-AP	AG4	5331	✓	
5	Generator	E4A-91-400-000	AB1	04903	✓	
6	Starter	E4A-93-000-000	AA1	1798627	✓	
7	Glow Plug Control Unit	E4A-94-200-000	AB3	005174	✓	
8	Wiring Harness	E4A-95-000-000	AH4	EWO224858	✓	
9	Damper Assy	D44-7306-30-00_1	00-	AWO2106262	✓	
10	Hose Assy	A24119-01	00D	391747	✓	

Parts not installed

Qty.	Description	Part Number	Rev.	S/N or Batch No.	Outgoing Check	Customer Check
11	Cu-Ring	DIN7603-A14x20CU	AA1	8037715710	✓	
12	Dichtung Auspuff	E4A-04-000-003	00-	0007774393	✓	
13	Hallwinkelsensor	E4A-09-000-901	AA1	80901687	✓	
14	Ölfilter inkl O-Ringe	E4A-52-300-KIT	AA1	1262046455	✓	
15	Keilrippenriemen	E4A-74-100-801	AA1	204491	✓	
16	ZB Generatorregler	E4A-91-200-000	AB4	3025527	✓	
17	EECU	E4A-92-000-000	AG2	5307	✓	


Optional Parts Supply

Qty.	Description	Part Number	Rev.	S/N or Batch No.	Outgoing Check	Customer Check
19	Kaylock M8	LN9338-08	000	N/A	/	
20	Propeller Governor	P853-16	000	N/A	/	

Documents

Qty.	Description	Part Number	Rev.	S/N or Batch No.	Outgoing Check	Customer Check
21	Engine Log	N/A	N/A	E4-A-06518	✓	
22	Engine EASA Form 1	N/A	N/A	AE045374	✓	
23	Shipping Documents	N/A	N/A	ES231017	✓	
24	MT-EASA Form 1 & Log Sheet	N/A	N/A	N/A	✓	
25	DAI-A EASA Form 1	D44-7306-30-00_1	N/A	AJ79612	✓	
26	TITEFLEX EASA Form 1	A24119-01	N/A	239308	✓	

Delivery Check

Staff:	Date: (DDMMYY)	Sign:	Stamp:
	20 APR 2023		


Incoming Check

Staff:	Date: (DDMMYY)	Sign:	Stamp:

1. Issuing competent Authority/Country
l'autorité Compétente/Pays
**DIRECTION GENERALE DE
 L'AVIATION CIVILE
 FRANCE**

AUTHORISED RELEASE CERTIFICATE
Certificat Libérateur Autorisé
EASA FORM 1
 Formulaire 1 de l'EASA

2. Issuing Organisation Name and Address :
nom et Adresse de l'organisation approuvée


 22 avenue Maurice Chevalier
 Zone Industrielle BP73
 77833 OZOIR-LA-FERRIERE cedex France
 Tel. (33) 0160185200 - Fax (33) 0164402337

3. Form Tracking Number
N° de repère du Formulaire
239308

5. Work Order / Contract / Invoice
Bon de commande / Contrat / Facture
78981

7. Description HOSE ASSY - TSO C53 a TYPE D QAC 135 TSO C75 TYPE III A SP/F QAC 148	8. Part No A24119-01	9. Qty / Qlé 50	10. Serial No / N° série N/A	11. Status / Work <i>Etat / Travaux</i> NEW
---	-----------------------------	------------------------	-------------------------------------	---

12. Markings
marques
BATCH : 391747


13. Certifies that the items identified above were manufactured in conformity to :

Artifice que les éléments identifiés ci-dessus ont été fabriqués conformément aux :
 approved design data and are in a condition for safe operation
données de conception approuvées et sont en état de fonctionner en toute sécurité
 non-approved design data specified in block 12
données de conception non approuvées spécifiées dans la case 12

14a. Part 145.A.50 Release to Service
Approbation pour remise en service
 Selon Partie 145.A.50

Other regulation specified in block 12
Autre réglementation précisée en case 12

Certifies that unless otherwise specified in block 12, the work identified in block 11 and described in block 12, was accomplished in accordance with Part 145 and in respect to that work the items are considered ready for release to service.
Certifie que, sauf indication contraire spécifiée en case 12, les travaux identifiés en case 11 et décrits en case 12 ont été réalisés conformément à la partie 145 et qu'au vu de ces travaux, les pièces sont considérées prêtes à la remise en service.

13b. Authorised Signature
Signature autorisée



13c. Approval / Autorisation Number
Numéro d'Agrément / d'autorisation
FR.21G.0094

14c. Certificate / Approval Ref. No
Numéro de Certificat / d'agrément

13e. Date (dd/mm/yyyy) (jj/mm/aaaa)
22JUL2022

14e. Date (dd/mm/yyyy) (j/m/a)

14d. Name / Nom
CHAUVIN

1. Approving Competent Authority / Country Austro Control GmbH Austria		2. AUTHORISED RELEASE CERTIFICATE EASA FORM 1			3. Form Tracking Number AJ79612	
4. Organisation Name and Address Diamond Aircraft Industries GmbH. Nikolaus-August-Otto-Straße 5 2700 Wiener Neustadt, AUSTRIA		5. Work Order / Contract / Invoice AS-22-16362 Page 1 of 1		11. Status / Work NEW NEW NEW		
6. Item	7. Description	8. Part No.	9. Quantity	10. Serial No.	11. Status / Work	
1	Damper assy	D44-7306-30-00_1	90	N/A	NEW	
2	Damper assy	D44-7306-30-00_1	82	N/A	NEW	
3	Damper assy	D44-7306-30-00_1	8	N/A	NEW	
12. Remarks NONE						
13a. Certifies that the items identified above were manufactured in conformity to: <input checked="" type="checkbox"/> approved design data and are in condition for safe operation <input type="checkbox"/> non-approved design data specified in block 12 Explanation of Part No. extensions: -EXC... Exchange part. -NAD... Non approved data. -NPC... Not pastoured. -NSP... Not surface protected. -NTD... Non trimmed or drilled. -LH... Left hand part. -RH... Right hand part. -P17... painted with colour code DB9147. -P35... painted with colour code RAL7035. -P16... painted with colour code RAL 9016. For the following Part No. extensions see details on the delivery note referenced in Block 5. -ASY... Assembly level higher than drawing. -KIT... Parts kit. -MO... Modified. -OPOS(x)... without position x. -POS(y)... only position y. -SET... created as set.						
13b. Authorised Signature 		13c. Approval / Authorisation Number AT.21G.0001		14a. <input type="checkbox"/> Part-145 A.50 Release to Service <input type="checkbox"/> Other regulation specified in block 12 Certifies that unless otherwise specified in block 12 the work identified in block 11 and described in block 12 was accomplished in accordance with Part-145 and in respect to that work, the items are considered ready for release to service.		
13d. Name		13e. Date (dd mmm yyyy) 01. Dec. 2022		14b. Authorised Signature		
13d. Name		13e. Date (dd mmm yyyy)		14c. Certificate / Approval Reference Number		
13d. Name		13e. Date (dd mmm yyyy)		14d. Name		
13d. Name		13e. Date (dd mmm yyyy)		14e. Date (dd mmm yyyy)		
USER / INSTALLER RESPONSIBILITIES This certificate does not automatically constitute authority to install the item(s). Where the user/installer works in accordance with regulations of an airworthiness authority different than the airworthiness authority specified in block 1, it is essential that the user/installer ensures that his/her airworthiness authority accepts items from the airworthiness authority specified in block 1. Statements 13a and 14a do not constitute installation certification. In all cases the aircraft maintenance record must contain an installation certification issued in accordance with the national regulation by the user/installer before the aircraft may be flown.						

Engine Log Book

Motor Logbuch




Diese technischen Daten und die darin enthaltenen Informationen sind Eigentum von Austro Engine GmbH und dürfen nicht ohne vorherige schriftliche Genehmigung durch Austro Engine GmbH, weder zur Gänze noch teilweise, reproduziert und an Dritte weitergegeben werden. Dieser Text muss auf jeder kompletten oder teilweisen Reproduktion aufscheinen. Bei Verkauf des Motors/Originalgerätes muss das Motor Logbuch mitgegeben werden.

These technical data and the information contained therein are property of Austro Engine GmbH and must not be reproduced, neither in entirely nor partially, and passed on to third parties without previous consent in writing by Austro Engine GmbH. This text must be written on every complete or partial reproduction. The engine log book must remain with the engine/aircraft in case of sale.

Copyright - Austro Engine GmbH 05/2008

40.NC245

1	Motor - Nr.: E4-A-06518 Engine serial no:	Baureihe: E4 Model:	Baumuster: E4 Type of Engine:
Hersteller: Austro Engine GmbH Manufacturer: A-2700 Wiener Neustadt, Rudolf-Diesel-Straße 11, Austria			
Baujahr: 2023 Year of manufacture:	Kennblatt: EASA.E.200 Data sheet:		
Der oben bezeichnete Motor ist als betriebsfähig anzusehen, wenn er gem. der Zivilluftfahrt- und Luftfahrtgeräte-Verordnung, letztgültige Ausgabe und den Betriebs- und Wartungsanweisungen entsprechend betrieben und gewartet wird. The above mentioned engine is considered to be operationally reliable if operated and maintained in accordance with the Zivilluftfahrt- und Luftfahrtgeräte-Verordnung, latest legal issue and the pertinent operational and maintenance instructions.			
Bemerkungen: Remarks:			
Jedes Wartungsereignis, als auch ein Komponenten Tausch muss im Engine Log dokumentiert werden. Please note that every performed maintenance as well as component replacements have to be documented in the log book.			
Prüflauf durchgeführt Test run carried out			
Datum: 20 APR 2023 Date: Unterschrift:  Signature:			

Baumuster: Type of Engine: E4	Baureihe: Model: E4	Motor - Nr.: Engine serial no: E4-A-06518	2
--	--------------------------------------	--	----------

Motor Hauptkomponenten / Engine main components

Bezeichnung Designation	Teile Nummer Part number	Revision Revision	Seriennummer Serial number	TSN
Engine Electronic Control Unit Hardware	E4A-92-100-000	AC1	5307	00:00
Engine Electronic Control Unit Software	E4A-92-200-000	AD2	VC33_1_07_25	00:00
Glow Plug Control Unit	E4A-94-200-000	AB3	005174	00:00
Engine Harness	E4A-95-000-000	AH4	EWO224858	00:00
Generator	E4A-91-400-000	AB1	04903	00:00
Gearbox	E4A-70-000-000-AP	AG4	5331	00:00
High Pressure Fuel Pump	E4A-30-000-BHY	AA4	22-05-17-02-00363	00:00
Common Rail	E4A-33-100-000	AB1	2217300085	00:00
System turbocharger and BPA	E4A-00-410-BHY	AC2	YC5005538400003	00:00
Fly Wheel	E4A-73-300-000	AB1	07032	00:00
Fuel Inject. IMA-Code #1 #2 #3 #4	E4A-35-100-000.	AA1	#1: CRKCBE; #2: 5ZZR3N; #3: 7ORICI; #4: 6P8D4S	00:00
Core Engine	E4A-00-M01-BHY_AE	AC5	02721	00:00
Assy Pistons #1 #2 #3 #4	E4A-72-400-000	AD1	#1: 001336; #2: 001335; #3: 001333; #4: 001326	00:00

Datum: 20 APR 2023
Date:

Unterschrift
Signature:



FAA AD-No	Title	Status	FAA AD-No	Title	Status
FAA AD 2011-0039	Replacement of high pressure pump (MSB-E4-009/2)	N/A by part number	FAA AD 2011-18-19	Replacement of high pressure pump (MSB-E4-009/2)	N/A by part number
FAA AD 2013-0213R1	Replacement of waste gate controller (MSB-E4-007/6)	N/A by revision	FAA AD 2014-08-10	Replacement of waste gate controller (MSB-E4-007/6)	N/A by revision
FAA AD 2017-0103R1	Engine Timing Chain Replacement (MSB-E4-017/2)	Considered for next action see MSB	FAA AD 2020-14-07	Fuel Control/Reciprocating Engines and Reciprocating Engine Power Section	Considered for next action see this MSB
FAA AD 2018-0125	Turboscharger Waste Gate Controller and Control Rod Crisp	performed	FAA AD 2020-22-14	Reciprocating Engine Supercharger	performed
FAA AD 2019-0041	Time Limits / Maintenance Checks-Airwin Lim. Sec-Amendment	Considered for next action see MSB	FAA AD 2020-15-05	Reciprocating Engine Power Section	Considered for next action see MSB
FAA AD 2021-0094	Engine - Oil Pump - Replacement	N/A by part number	FAA AD 2021-17-01	Reciprocating Engine Oil System	N/A by part number
FAA AD 2021-0191-E	Engine - Oil Pump - Replacement	N/A by part number	FAA AD 2021-24-10	Reciprocating Engine Oil System	N/A by part number
FAA AD 2021-0274-E	Engine - High Pressure Pump Driving Gear- Inspection/ Replacement	N/A by revision	FAA AD 2022-03-03	Reciprocating Engine Power Section	N/A by revision
FAA AD 2022-0240R1	Engine - Pistons - Oil Analysis / Replacement	N/A by serial number			
CAAC CAD-No	Title	Status	CAAC CAD-No	Title	Status
FAA AD 2011-0039	Replacement of high pressure pump (MSB-E4-009/2)	N/A by part number	CAAC CAD2013-DA42-01R1	更换发动机废气门控制器 (ref: EASA_2013-0025R1) (SUPERSEDED BY EASA AD 2013-0213R1)	N/A by part number
FAA AD 2013-0213R1	Replacement of waste gate controller (MSB-E4-007/6)	N/A by revision	CAAC CAD2014-DA42-01	更换发动机废气门控制器 (ref: EASA_2013-0213R1)	N/A by revision
FAA AD 2017-0103R1	Engine Timing Chain Replacement (MSB-E4-017/2)	Considered for next action see MSB	CAAC CAD2017-MULT-36R1	发动机定时链更换/飞机飞行手册限制章节修订 (ref: EASA_2017-0103R1)	Considered for next action see MSB
FAA AD 2018-0125	Turboscharger Waste Gate Controller and Control Rod Crisp	performed	CAAC CAD2018-MULT-34	发动机涡轮增压器气门控制器和弹性杆挡圈寿命限制改装 (ref: EASA_2018-0125)	performed
FAA AD 2019-0041	Time Limits / Maintenance Checks-Airwin Lim. Sec-Amendment	Considered for next action see MSB	CAAC CAD2019-MULT-13R1	限制维修检查-发动机限制章节修订 (ref: EASA_2019-0041)	Considered for next action see this MSB
FAA AD 2021-0094	Engine - Oil Pump - Replacement	N/A by part number	CAAC CAD2021-MULT-19	发动机润滑油泵更换 (ref: EASA_AD_2021_0094)	N/A by part number
FAA AD 2021-0191-E	Engine - Oil Pump - Replacement	N/A by part number	CAAC CAD2021-MULT-62R1	发动机润滑油泵更换 (ref: EASA_AD_2021_0191_E_C1)	N/A by part number
FAA AD 2021-0274-E	Engine - High Pressure Pump Driving Gear- Inspection/ Replacement	N/A by revision	CAAC CAD2021-MULT-84	发动机高压驱动齿轮及相关部件检查/更换 (ref: EASA_AD_2021_0274_E)	N/A by revision
FAA AD 2022-0240R1	Engine - Pistons - Oil Analysis / Replacement	N/A by serial number	CAAC CAD2022-MULT-106R1	发动机活塞-润滑油分析/更换 (ref: EASA AD 2022-0240R1)	N/A by serial number

The engine modification status consists of the applicable revision of the Type Design Definition, the Build Manual and additional installed approved design changes.

Type Design Definition: E4.08.01 Rev. 15

Build Manual: E4.08.02 Rev. 22

Design changes: MDC-E4-516; MDC-E4-547; MDC-E4-555; MDC-E4-596; MDC-E4-609; MDC-E4-642; MDC-E4-648; MDC-E4-689; MDC-E4-693; MDC-E4-696; MDC-E4-709; MDC-E4-706; MDC-E4-707; MDC-E4-709; MDC-E4-719; MDC-E4-721; MDC-E4-728; MDC-E4-735; MDC-E4-767; MDC-E4-775; ODC-E4-12L; BM-TR-MDC-E4-718; BM-TR-MDC-E4-736; BM-TR-MDC-E4-737a; BM-TR-MDC-E4-747; BM-TR-MDC-E4-758; BM-TR-MDC-E4-801; BM-TR-MDC-E4-855b; BM-TR-MDC-E4-818a; BM-TR-MDC-E4-848; BM-TR-MDC-E4-865; BM-TR-MDC-E4-871c; BM-TR-MDC-E4-708a

BM-TR:

Date


20 APR 2023

Signature

Status Service Bulletin (SB), & Service Informations (SI)

MSB-No	Title	Status	SB-No	Title	Status
MSB-E4-002/3	Configuration Specification of the E4 Engine	performed no open action	RSB-E4-016/1	Oil dip stick	N/A by revision
MSB-E4-003/28	Software and hardware versions of the E4 engine series	Considered for next action see this MSB	RSB-E4-018	Inspection of engine harness	considered for next action see RSB-E4-018
MSB-E4-004/1	Long term conservation of E4 Engines	performed no open action	RSB-E4-021/1	Fuel Pressure Sensor - Connector modification	N/A by part number
MSB-E4-006	Repair of sensor cable for camshaft sensor	N/A by serial number	RSB-E4-028/3	Installation of new sensors AEP-00284-901 for OPS and FPS	performed no open action
MSB-E4-007/6	Replacement of waste gate controller	N/A by serial number	RSB-E4-032/1	Installation of new sensors AEP-00286-901 for BSP	performed no open action
MSB-E4-008/2	Exchange of oil separator hose	N/A by serial number	RSB-E4-037/2	Loctite on flywheel hub mounting screws	N/A by serial number
MSB-E4-009/2	Replacement of high pressure pump	N/A by part number	RSB-E4-038/1	Flywheel Hub inspection for cracks	N/A by part number
MSB-E4-013/1	Gearbox oil inspection	N/A by serial number	OSB-E4-019/3	Gearbox Oil Cooler	Only for information
MSB-E4-014/2	Replacement of the fuel return line	N/A by serial number	OSB-E4-033/3	Oil pump inspection to check serviceability	N/A by part number
MSB-E4-017/2	Check/Exchange of timing chain	Considered for next action see this MSB			
MSB-E4-020	Inspection of Gearbox Housing	N/A by revision			
MSB-E4-022/5	Waste Gate Control Rod	performed no open action	SI-No	Title	Status
MSB-E4-024/1	Waste gate - Spring loaded circlip	performed no open action	SI-E4-001/2	Life time and TBO extension	Only for information
MSB-E4-025/3	Fuel injectors	Considered for next action see this MSB	SI-E4-002	Gearbox oil check procedure update	Only for information
MSB-E4-026/1	Inspection of Engine Harness	N/A by serial number	SI-E4-003	Technical publication and reporting system of AE	Only for information
MSB-E4-028/3	Oil return line pipe	N/A by serial number	SI-E4-004	EECU venting element	Only for information
MSB-E4-029/2	Modification of pressure valve hose for damping pressure oscillation	N/A by serial number	SI-E4-006	New Revision - Index for part numbers	Only for information
MSB-E4-030/4	Oilpump replacement	N/A by serial number	SI-E4-007	Proper handling of Turbo Charger	Only for information
MSB-E4-031/2	Oilpump replacement	N/A by serial number	SI-E4-009	Two-Mass Flywheel and Hub	Only for information
MSB-E4-034/4	superseded by MSB-E4-036	N/A by serial number	SI-E4-010	Caution of foreign Object Ingestion during Maintenance	Only for information
MSB-E4-035/2	superseded by MSB-E4-036	N/A by revision	SI-E4-011	AMOC Waste gate con-rod	Only for information
MSB-E4-036/1	High Pressure Pump (HPP) Inspection and Replacement	N/A by revision	SI-E4-013/1	Oil sampling	Only for information
MSB-E4-039/0	Oil Analysis and Piston replacement	N/A by serial number	SI-E4-014	EECU Data Log	Only for information
MSB-E4-039/1	OIL ANALYSIS AND PISTON REPLACEMENT OIL SAMPLE TAKEN	N/A BY SJV	SI-E4-015	Handling and storage condition of spare parts	Only for information
			SI-E4-016/1	Cylinder head identification - Alternative methods	Only for information
			SI-E4-018	High Pressure Pump (HPP) driving gear identification	Only for information
			SI-E4-022	Parts Shelf Life	Only for information

Date
20 APR 2023

Signature:


51	Sonstige Eintragungen / Other entries	
Datum: Date:	Bemerkung: Remark:	Unterschrift: Signature:
	Engine SN# E4-A-06418	
	Conservation of the engine for 36 months, in accordance to AE	
20 APR 2023	BM E4.08.02 Rev. 22 Shipment includes E4A-74-100-801 bei and E4A-52-300-KIT Oil filter as individual component	L
	Wr. Neustadt on the 20.04.2023	

200000 R0
 E4-A-06418

DA 40 NG
S/N: 40.NC245

Airframe Airworthiness Directive Summary



PAD Number	Effective Date / Revision	Description / Subject	Date / Time of Compliance	Method of Compliance / Applicability	Authorized Signature & Stamp	Next Due Date & Time	
(TCCA) CF-2021-24	2021-08-04	Cabin Equipment/Furnishings-Defective Baggage Nets	During Mfg	See AD		N/A	
(TCCA) CF-2019-39	14 Nov 2019	Fuel System – Fuel Tank Connection Hose Deterioration	During Mfg	See AD		N/A	
(FAA) 2022-13-06	08/11/2022	Cargo Compartments	During Mfg	Complied with		N/A	
(FAA) 2022-03-15	03/ 21/ 2022	Fuel Quantity Indicator	N/A	N/A		N/A	
(FAA) 2020-14-06	08/04/2020	Fuel System	During Mfg	See AD		N/A	
(FAA) 2016-23-03	11/29/2016	Turbocharging	During Mfg	See AD		100 hrs	
(FAA) 2016-22-06	11/16/2016	Autopilot	N/A	N/A by Serial Number		N/A	
(FAA) 2013-08-21	05/21/2013	Turbocharging	N/A	N/A by Serial Number		N/A	
(FAA) 2017-04-06	04/07/2017	United Instruments, Inc. 5934 Series Altimeters	N/A	N/A by Serial Number		N/A	
(EASA) 2016-0203	10 Oct 2016	Turbocharger V-Clamps	During Mfg	See AD		100 hrs	
(EASA) 2016-0190	26 Sept 2016	Autopilot Bridle Cable Clamps	During Mfg	See AD		200 hrs	
(EASA) 2013-0018	21 Jan 2013	Turbocharger – Intercooler Installation / Charged Air Tubing	N/A	N/A by Serial Number		N/A	
(EASA) 2012-0180	07 Sept 2012	Airspeed Indicator Markings	N/A	N/A by Serial Number		N/A	

Date: June 05, 2023
Verified through Bi-Weekly Period: 2023-12

E4-A
S/N: E4-A-06518

Engine Airworthiness Directive Summary



AD Number	Effective Date / Revision	Description / Subject	Date / Time of Compliance	Method of Compliance / Applicability	Authorized Signature & Stamp	Next Due Date & Time
(FAA) 2011-18-19	10/06/2011	High-pressure (HP) fuel pumps	Refer to Austro Engine Logbook for AD compliance completed during manufacture of Austro Engine.			N/A
(FAA) 2014-08-10	06/03/2014	Gate controllers				N/A
(FAA) 2020-14-07	08/25/2020	Fuel Control / Reciprocating Engines and Reciprocating Engine Power Section				See AD
(FAA) 2020-22-14	12/10/2020	Reciprocating Engine Supercharger				N/A
(FAA) 2021-17-01	23 Aug 2021	Reciprocating Engine Oil System				N/A
(FAA) 2021-24-10	Dec 27 2021	Replacement of oil pump, filter, and engine oil.				N/A
(FAA) 2022-03-03	Feb 14 2022	Affected Cylinder heads installed in combination with High Pressure pump. (See AD)				See AD
(EASA) 2011-0039	08 Mar 2011	Engine Fuel & Control – High Pressure Fuel Pump				N/A
(EASA) 2013-0213R1	27 Feb 2014	Engine – Waste Gate Controller – Replacement				N/A
(EASA) 2018-0125	06 June 2018	Engine – Turbocharger Waste Gate Controller and Control Rod Circlip – Life Limit / Mod				N/A
(EASA) 2019-0041	25 Feb 2019	Time Limits / Maintenance Checks – Airworthiness Limitations Section - Amendment				See AD
(EASA) 2017-0103R1	11 Mar 2019	Engine – Timing Chain – Replacement				N/A
(EASA) 2021-0094	14 April 2021	ATA 72 – Engine -Oil Pump - Replacement				N/A
(EASA) 2021-0191-E	2021-08-20	Oil pump replacement				N/A

Date: June 05, 2023

Verified through Bi-Weekly Period: 2023-12

E4-A
S/N: E4-A-06518

Engine Airworthiness Directive Summary



AD Number	Effective Date / Revision	Description / Subject	Date / Time of Compliance	Method of Compliance / Applicability	Authorized Signature & Stamp	Next Due Date & Time
(EASA) 2021-0274-E	Dec 13 2021	High Pressure Pump Driving Gear Inspection/ Replacement	Refer to Austro Engine Logbook for AD compliance completed during manufacture of Austro Engine.			N/A
(EASA) 2022-0240R1	20 Dec 2022	Engine- Pistons- Oil analysis/ Replacement				See AD
(FAA) 2010-23-09	11/22/2010	High pressure (HP) fuel pumps	N/A	Superseded by 2011-18-19		N/A
(EASA) 2010-0206-E	12 Oct 2010	High Pressure fuel pump Inspection/ Replacement	N/A	Superseded by 2011-0039		N/A
(EASA) 2021-0055R1	01 March 2021	Oil Pump Replacement	N/A	Superseded by 2021-0094		N/A
(EASA) 2021-0143-E	18 June 2021	ATA 72 – Engine – Oil Pump – Replacement	N/A	Superseded by 2021-0191-E		N/A
(EASA) 2021-0203R1	24 Sept 2021	High pressure pump driving gear-Inspection/ Replacement	N/A	Superseded by 2021-0274-E		N/A
(EASA) 2013-0025R1	30 April 2013	Engine – Waste Gate Controller – Replacement	N/A	Superseded by 2013-0213		N/A
(EASA) 2017-0250	01 Jan 2018	Engine – Waste Gate Controller – Replacement	N/A	Superseded by 2018-0125		N/A
(FAA) 2021-09-04	10 May 2021	Replacement of oil pump, filter, and engine oil.	N/A	Superseded by 2021-24-10		N/A

Date: June 05, 2023
Verified through Bi-Weekly Period: 2023-12

MTV-6-R/190-69
S/N: 220554

Propeller Airworthiness Directive Summary



AD Number	Effective Date / Revision	Description / Subject	Date / Time of Compliance	Method of Compliance / Applicability	Authorized Signature & Stamp	Next Due Date & Time
(FAA) 2007-26-13	01/31/2008	Propeller blades	N/A	N/A by date of manufacture		N/A
(EASA) 2006-0345R1	29 Jan 2010	Propeller – Blade Leading Edge Protection	During Mfg	Visual Inspection		Preflight / 100 hour

Date: June 05, 2023
Verified through Bi-Weekly Period: 2023-12

DA 40 NG
S/N: 40.NC245
Date: June 05, 2023

Airframe Service Bulletin Listing

(C/W During Manufacturing, as applicable)

SB Number	Rev	Description	Next Due Date & Time
MSB40NG-002/17	17	Software for E4-A (AE300) Engine, approved versions	N/A
MSB40NG-003/15	15	Software for Garmin G1000; approved software systems, manifests and configurations	N/A
OSB40NG-004	-	Installation of a coated safety walk	N/A
OSB40NG-006	-	Import Requirements to CIS	N/A
OSB40NG-007/1	1	Installation of a fuel pressure pulsation damper	N/A
RSB40NG-010	-	Installation of check valves on fuel pumps	N/A
RSB40NG-011 REVOKED	-	Exchange of charged air elbow	N/A
MSB40NG-012/2	2	Replacement of aft engine shock mounts	N/A
RSB40NG-013	-	Replacement of air conditioning system	N/A
MSB40NG-015/1	1	Installation of a rudder cable guard	N/A
MSB40NG-016/2	2	Correction of Airspeed Indicator (ASI) markings	N/A
OSB40NG-017	-	CG adjustment	N/A
MSB40NG-018/1	1	Exchange of charged air tubing; incl. WI Rev. 3	N/A
RSB40NG-019	-	Replacement of the Charged Air Hoses with glass fiber reinforced silicone hoses	N/A
MSB40NG-020/6	6	Inspection of the nose landing gear (NLG) pivot of NLG-legs installed under OÄM 40-334 (landing gear with large tires) for cracks and possible rework or replacement	N/A
OSB40NG-021	-	Installation of alternator regulator, Austro Engine P/N E4A-91-200-000	N/A
OSB40NG-022	-	Installation of an engine oil quick drain-valve	N/A
OSB40NG-023	-	Installation of a radiator baffle	N/A
OSB40NG-024	-	Installation of Battery Heaters	N/A
OSB40NG-025	-	Installation of an engine master switch guard	N/A
OSB40NG-026	-	Installation of LED Taxi and Landing Lights	N/A
OSB40NG-027	-	Installation of LED Position Lights and ACL	N/A
OSB40NG-028	-	Installation of Sun visors	N/A
OSB40NG-030	-	Installation of Provisions for Operation with Diesel fuel	N/A
RSB40NG-031	-	Installation of permanent maintenance access holes in wings	N/A
OSB40NG-032/2	2	Installation provisions for a safety mesh to protect the fuel vent covers into the wings	N/A
OSB40NG-035	-	Installation of a hydraulic NLG damper	N/A
OSB40NG-036	-	Installation of the Coolant Level Sensor D4D-9075-26-26	N/A
OSB40NG-037	-	Installation of a GPS-Tracker as Carry-On Equipment	N/A
OSB40NG-038	-	Improvement of powerplant cooling	N/A
OSB40NG-039	-	Replacement of nose landing gear strut	N/A
OSB40NG-040/1	1	Installation of the nose landing gear fairings for the lowered nose landing gear (MÄM 40-791/OSB 40NG-039)	N/A
RSB40NG-041/1	1	Inspection of NLG elastomer pack center tube	1,000 hrs
RSB40NG-042	-	Inspection and improved bushing installation of charged air duct assy	N/A
OSB40NG-044	-	Maintenance Access Holes in the Elevator	N/A

DA 40 NG
S/N: 40.NC245
Date: June 05, 2023

Airframe Service Bulletin Listing

(C/W During Manufacturing, as applicable)

MSB40NG-046/2	2	Inspection of turbocharger V-clamp	100 hrs
OSB40NG-047	-	Operation of the air conditioning system during T/O and Landing	N/A
MSB40NG-048/2	2	Inspection of autopilot bridle cable clamps	N/A
OSB40NG-049	-	Replacement of main landing gear strut	N/A
RSB40NG-051	-	Installation of a chafe protector on the turbocharger intake hose	N/A
RSB40NG-052	-	Improved mounting of 2nd Alternator	N/A
RSB40NG-053	-	Replacement of steel pin of door handle mechanism of canopy and passenger door with an improved design	N/A
OSB40NG-055	-	Replacement of the charge air hoses and tubes	N/A
OSB40NG-057	-	Activation of Garmin GTX 335R/345R transponders' ADS-B functions	N/A
MSB40NG-058/1	1	Removal of the Pilot Side Gust Lock Mount	N/A
MSB40NG-059/1	1	NLG Tire Pressure Placard	N/A
OSB40NG-060	-	Instructions for removal of the RACC system	N/A
OSB40NG-062	-	Installation of the Garmin G1000 NXi Phase II equipment and software	N/A
MSB40NG-063	-	MLG Support Plate	N/A
MSB40NG-064/2	2	Fuel Tank Interconnect Hose (Flexible Coupling) Replacement	N/A
MSB40NG-065/1	1	Baggage Net Latches	N/A
MSB40NG-066/2	2	Cowling Lightning Protection	N/A
MSB40NG-067	-	Installation of 7 dB Attenuators	N/A
MSB40NG-068	-	Replacement of NLG tube-type tire with tubeless tire	N/A
OSB40NG-069	-	Installation of Garmin Flight Stream (FS510)	N/A
MSB40NG-070	-	Inspection of safety ropes in the engine installation	N/A
OSB40NG-071	-	Installation of stainless-steel underbelly fire protection	N/A
OSB40NG-072	-	Installation of alternate coolant tank D44-7521-00-00_3	N/A
OSB40NG-073	-	Installation of redesigned map lights	N/A
OSB40NG-074	-	Installation of a bubble canopy	N/A
RSB40NG-076	-	Upper cowling air duct modification	N/A
MSB40NG-077	-	Inspection of gearbox oil	N/A
MSB40NG-078/1	1	Inspection of rudder cables in the footwells	N/A
RSB40NG-079	-	Installation of a stiffener on the alternator cable	N/A