

# **AIRFRAME LOGS**

N 908SE



PPG Industries, Inc.  
COMMERCIAL COATINGS

PRIMER

F3975

PRIMER

COLOR

FBC92813

COLOR

COLOR

CLEAR

F3905



# AIRCRAFT DESCRIPTION

MANUFACTURER Cirrus Design Corporation MODEL SR22 DATE OF MFG. September 2006  
SERIAL NUMBER 2135 REGISTRATION NUMBER N809SE N908SE

REGISTERED OWNER \_\_\_\_\_

STREET ADDRESS \_\_\_\_\_

CITY, STATE, ZIP \_\_\_\_\_

OPERATOR \_\_\_\_\_

STREET ADDRESS \_\_\_\_\_

CITY, STATE, ZIP \_\_\_\_\_

REGISTERED OWNER \_\_\_\_\_

STREET ADDRESS \_\_\_\_\_

CITY, STATE, ZIP \_\_\_\_\_

OPERATOR \_\_\_\_\_

STREET ADDRESS \_\_\_\_\_

CITY, STATE, ZIP \_\_\_\_\_

## Inspection Status

[Check one]

F.A.R. 91.409 ANNUAL/100 HOUR

F.A.R. 91.409 PROGRESSIVE

F.A.R. 135.419 A.T.C.O.

OTHER

DATE ENTERED \_\_\_\_\_

MAINTENANCE RESPONSIBILITY

\_\_\_\_\_  
\_\_\_\_\_  
\_\_\_\_\_  
\_\_\_\_\_

# INSTALLED EQUIPMENT

ITEM	MANUFACTURER	MODEL	SERIAL NO.
ENGINE	<i>Teledyne Continental Motors</i>	<i>IO-550-W</i>	R <i>689895</i> L
ENGINE			R L
PROPELLER	<i>Hartzell Propeller Inc</i>	<i>PHC-J3YF-1W</i>	<i>FP5068B</i>
PROPELLER			
ENGINE			
ENGINE			
PROPELLER			
PROPELLER			
ENGINE			
ENGINE			
PROPELLER			
PROPELLER			
ENGINE			
ENGINE			
PROPELLER			
PROPELLER			

1


# LIFE LIMITED PARTS OR OVERHAUL REQUIREMENTS

NAME OF PART	PART NUMBER	SERIAL NUMBER	INSTALLATION DATE/HOURS	TIME ON PART AT INSTALL.	LIFE LIMIT OR T.B.O.	REMOVAL DATE/HOURS	AGENCY CERT. NO.

## Life Limited Parts SR22

PART NAME	PART NUMBER		EXPIRES
CAPS Rocket Motor	15047-001	S/N <u>2921</u>	07/16
CAPS Parachute	20331-001	S/N <u>02452</u>	08/16
CAPS Reefing Line Cutters	5212	LOT <u>70506D</u> <u>003-034</u>	06/12
ELT Battery Pack	452-6504	Date Installed <u>08/06</u>	08/2011
EMA Controller, AAIR	20902-001	S/N <u>165UN06-100</u>	16JUN2013
Pilot Seat Inflator Assy, AAIR	20902-002	S/N <u>AA5E127T 20053</u>	6-01-13
Co-Pilot Seat Inflator Assy, AAIR	20902-002	S/N <u>AA5E127T 20060</u>	6-01-13

# AIRWORTHINESS DIRECTIVE / FACTORY BULLETIN COMPLIANCE RECORD

D./BULL. NUMBER	ITEM AFFECTED	DATE & HRS. AT COMP.	METHOD OF COMPLIANCE	TYPE OF A.D. 1 TIME/RECUR.	NEXT COMP. DATE/HRS./CYCLE	AUTHORIZED SIGNATURE CERTIFICATE NO.
		12 Sept 06 31.3 hrs	Searched AD's through bi-weekly issue 2006-18. All AD's are in compliance at this time.			
		28 Dec 06 224.1 hrs		Searched AD's through bi-weekly issue 2006-24. All AD's are in compliance at this time.		

Ortus Design Factory Service Center - Phone: 216-786-3101, Fax: 216-786-3532 - 6/22/2007 6:07:03 AM  
 Repair Station #: YD5R8554 - 4515 Taylor Circle, Duluth, MN 55811

### AD List for: 908SE

AD No.	AD Name	Revision Date	Recurring Date	Recurring Time	Cycles Due	Landings Due	Last Inspection
9305-05	ACS PRODUCTS COMPANY IGNITION SWITCHES	4/29/1993			0		Charles Berra (050207)














CORD

AGENCY & CER  
WORK PERFORMED/RE

11/07/06 N908SE ACTT: 105.7  
Removed propeller S/N FP5068B. Reinstalled propeller  
S/N FP5068B IAW Hartzell manual 145. Ops check  
good no leaks found. Refer to Hartzell work order #  
RO21341 for work done.

  
Repairman 2499648  
Hartzell Propeller Service Center  
Repair Station #SJ3R843L




**Avtech**

Fleming-Mason Airport (FGX) 7079 Airport Rd. Maysville, KY 41056 606-742-2084 avtech@alltel.l

**Airframe Entry N908SE:**

**Cirrus SR22 S/N 2135 Date: 11/9/06 Flight Hobbs: 85.0**

Performed the following maintenance/ repairs: Check turbo compressor wheel side nut left turbo part no.646677 left s/n JFL00 turbo part no. 646677 right s/n JFL00169. Both check satisfactory. Visual inspect turbos, supports and components, exhaust at connections. No abnormalities noted. Perform an airplane run-up in accordance with Operational/Functional Check in Section After completing the Operational Check, perform a walk around to detect fluid leaks or other abnormalities. none noted.

 A&P400087

# MAINTENANCE RECORD

## F.A.R. 43.9

AIRCRAFT TIME  
IN SERVICE

DESCRIPTION OF WORK PERFORMED  
OR APPROVED DATA USED

AGENCY & CERTIFICATE NO.  
WORK PERFORMED/RETURNED TO SERVICE



Leading Edge Aviation Services  
Vandenberg Airport  
Tampa, FL 33610  
(813)-626-1515



14 Nov 2006 N908SE  
Hobbs: 129.7 Flight Hobbs: 104.3

Complied with Cirrus SA 06-12 by complying with BRS SB 23-01 with reference to Cirrus CCM

Section 95-01

  
Steve Miller A&P# 2700197



**Avtech**

Fleming-Mason Airport (FGX) 7079 Airport Rd. Maysville, KY 41056 606-742-2084 avtech@alltel.net

**Airframe Entry N908SE:**

**Cirrus SR22 S/N 2135 Date: 11/20/06 Flight Hobbs: 116.0**

Performed the following maintenance/repairs: Replaced MFD flash card with software 530-0180-100 Rev 03. Perform an airplane run-up in accordance with Operational/Functional Check in Section CMM 5-30. All checks satisfactory.



A&P400087835

# MAINTENANCE RECORD

## F.A.R. 43.9

DATE OF COMPLETION	AIRCRAFT TIME IN SERVICE	DESCRIPTION OF WORK PERFORMED OR APPROVED DATA USED	AGENCY & CE
--------------------	--------------------------	---	-------------

**DLK**



2601 Cessna Lane Kennesaw, GA 30144 770-427-4954  
 LOG ID# 8342 07-December-2006 WO# 6733  
 N908SE S/N 2135 CIRRUS SR22  
 AC TT 143.5 HOBBS 143.5

**AVIATION, INC.**

\*\*\* AIRCRAFT LOG BOOK \*\*\*

COMPLETED 50 HOUR INSPECTION AS DIRECTED BY CIRRUS MAINTENANCE MANUAL. DRAINED AND CLEANED GASCOLATOR FUEL FILTER AND BOWL. INSPECTED BREATHING TUBE - NO OBSTRUCTIONS NOTED AT THIS VISUALLY INSPECTED BRAKE DISC AND LININGS FOR WEAR. INSPECTED TIRES FOR WEAR - SERVICE VISUALLY INSPECTED WHEEL FAIRINGS FOR SECURITY. INSPECTED BATTERY FOR CORROSION - SERVICE INSPECTED PILOT AND CO-PILOT DOOR ROD ENDS - NO DEFECTS NOTED AT THIS TIME. REPLACED T P/N A7512-12V. SERVICED OXYGEN. COMPLETED PULL TEST ON NOSE GEAR PIVOT AND ADJUSTED TO REQUIRED BY CIRRUS DESIGN MAINTENANCE MANUAL SECTION 32-20. INSPECTED TURBO SYSTEM IN WITH CIRRUS EXHAUST SYSTEM TURBO SUPPORT. REPLACED THE LEFT AND RIGHT SUPPORT HARDWARE ETI-SR22-2200 AND ETI-SR22-2300. REPLACED THE RIGHT TURBO P/N ETI-SR22-1300. PRELUBED TORQUED ALL HARDWARE - SAFETIED AS REQUIRED. MADE TEMPORARY REPAIR TO WASTEGATE SUPPORT CHANGING BOLT AND NUT WITH CADMIUM BOLT AN4-23 AND NUT P/N MS21045-4 IN ACCORDANCE WITH ENGINEERING. RAN ENGINE AND RETORQUED ALL HARDWARE. REPAIRED RIGHT ALTERNATOR AIR DOW WIRE. ADJUSTED CABIN HEAT VALVES. REPAIRED AIR TUBE FROM RIGHT INTERCOOLER TO HEAT VAL

MAINTENANCE RELEASE.

THIS AIRCRAFT, AIRFRAME, AIRCRAFT ENGINE, OR APPLIANCE IDENTIFIED ABOVE WAS REPAIRED IN ACCORDANCE WITH CURRENT MAINTENANCE RULES OF THE FEDERAL AVIATION REGULATIONS AND IS RETURN TO SERVICE FOR WORK PERFORMED UNDER WO#6733 AT REPAIR STATION DK7R795J. PERTINENT THE REPAIR ARE ON FILE AT THIS REPAIR STATION.

*Donald L Kendall*

Signed DK7R795J FOR DLK AVIATION, INC.


# MAINTENANCE RECORD

## F.A.R. 43.9

NO. \_\_\_\_\_  
O SERVICE \_\_\_\_\_



### Avtech

Fleming-Mason Airport (FGX) 7079 Airport Rd. Maysville, KY 41056 606-742-2084 avtech@alltel.net

#### Airframe Entry N908SE:

Cirrus SR22 S/N 2135 Date: 1/6/07 Flight Hobbs: 190

Performed the following maintenance/repairs: Diagnosis autopilot oscillating roll. Replaced auto pilot turn coordinator with unit 12733-001 from GO6-10763. Test flew and performed an airplane run-up in accordance with Operational/Functional Check in Section CMM 5-30. After completing the Operational Check, perform a walk around to detect fluid leaks or other abnormalities, none noted.

*Bl* A&P400087835



### Avtech

Fleming-Mason Airport (FGX) 7079 Airport Rd. Maysville, KY 41056 606-742-2084 avtech@alltel.net

#### Airframe Entry N908SE:

Cirrus SR22 S/N 2135 Date: 1/23/07 Flight Hobbs: 220

Performed the following maintenance/repairs: Completed Cirrus 250 Hour Demo Service. Battery Perform Electrolyte Level Check. Tires Visual Inspection for cuts, uneven or excessive wear, and slippage. Tires inspect for proper tire pressure. Brake System Check system for proper operation. Brake Fluid Reservoir Replenish. Perform an airplane run-up in accordance with Operational/Functional Check in Section CMM 5-30. After completing the Operational Check, perform a walk around to detect fluid leaks or other abnormalities, none noted.

*Bl* A&P400087835



**MICHELIN**

Stabilimento di Cuneo  
Piazza Robert Daubrè 12020, Ronchi - Cuneo

**CERTIFICATE OF CONFORMANCE**  
**CERTIFICATO DI CONFORMITA'**

<b>P \ N</b> Codice materiale	097 - 500 - 0	<b>Tube size</b> Dimensione camera	15x6.0-6	<b>Production lot</b> Lotto produzione	04 06
----------------------------------	---------------	---------------------------------------	----------	---	-------

Gentleman, we hereby certify that the parts supplied and referenced by the production lot, are manufactured according to applicable specifications. Substantiating documents regarding the subject parts are on file available for inspection upon request.

Signori, con questo documento noi certifichiamo che i materiali forniti ed identificati col riferimento del lotto di fabbricazione, sono realizzati conformemente alle specifiche richieste. I documenti previsti, relativi ai materiali in oggetto, sono archiviati e disponibili per ispezione su richiesta.

<b>Tubes Quality Assurance Manager</b> Responsabile Garanzia Qualità camere	<b>Name</b> Nome	G. ARIANO	<b>Signature \ Firma</b> 	<b>Date \ Data ( d / m / y )</b> 26.01.2006
--	---------------------	-----------	------------------------------	--

Limited life parts must normally be accompanied by maintenance history including total time/total cycle/time since new.

14. Certifies the items identified above were manufactured in conformity to:

Approved design data are in a condition for safe operation.  
 Non-approved design data specified in Block 13.

14 CFR 43.9 Return to Service  Other reg

~~Certifies that unless otherwise specified in Block 13, the work in Block 12 and described in Block 13 was accomplished in accordance with the national regulations of Federal Regulations, part 43 and in respect to that work for return to service.~~

15. Authorized Signature:

16. Approval/Authorization No:

**DMIR 511237 CE**

20. Authorized Signature:

NA

21. Approval/Authorization No:

NA

17. Name (typed or printed):

**M. Jittakorn Sukto**

18. Date:

**20-Mar-06**

22. Name (typed or printed):

NA

23. Date:

NA

**User/Installer Responsibilities**

It is important to understand that the existence of this Document alone does not automatically constitute authority to install the part/component/assembly.

Where the user/installer performs work in accordance with the national regulations of an airworthiness authority different than the Airworthiness Authority of the country of origin, Block I, it is essential that the user/installer ensures that his/her airworthiness authority accepts part/components/assemblies from the airworthiness authority of the country of origin, Block I.

Statements in Blocks 14 and 19 do not constitute installation certification. In all cases, aircraft maintenance records must contain an installation certification in accordance with the national regulations by the user/installer before the aircraft may be flown.

	3. For
	5. We
	Invoice
	D
h Number:	12.
10121	

# MAINTENANCE RECORD

## F.A.R. 43.9

DATE OF COMPLETION	AIRCRAFT TIME IN SERVICE	DESCRIPTION OF WORK PERFORMED OR APPROVED DATA USED	AGENCY & CERTIFICATE NO. WORK PERFORMED/RETURNED TO SERVICE
--------------------	--------------------------	---	---

MAKE: Cirrus  
 MODEL: SR22-G2 GTS  
 S/N: 22-2135  
 REG. NO: 908SE  
 WORK ORDER:  
 8436-02-2007



### Cirrus Design Factory Service Center

Repair Station No. YD5R855Y  
 4515 Taylor Circle  
 Duluth, MN 55811  
 Phone: 218- 788-3101

DATE: 3/9/2007  
 A/C TSN: 327.2  
 HOBBS: 327.2

#### Airframe Entries

(1) Adjusted cold air valve and heat box pressure controller to allow for more heat temp. and volume IAW CDC AMM 21-60.... (3) C/W Tornado Alley Mandatory Service Bulletin SB07-01 by installing Waste Gate Support Bracket P/N ETI-G2-112-1 and new clevis pins P/N MS20392-1C19. IAW TAT SB07-01.... (4) Performed composite repair on lower LH cowling IAW CDC AMM chapter 51.... (5) Replaced LH exhaust collector P/N ETI-G2-103-1, L/H tailpipe P/N ETI-110-1-1, LH Elbow P/N ETI-110-105, and Replaced L/H Turbo with new P/N ETI-SR22-2000 S/N KBN00038 IAW TAT report 215-10 ... (18) Replaced rt turbo upper mount support p/n ETI-G2-600-6 and rod p/n ETI-G2-600-117 IAW Tornado Alley Installations manual.... (23) Purged oxygen system IAW Precise Flight fixed oxygen system PFI document 102NMAN0001 instructions.... (24) Flight Test performed by CDC Test Pilot. Flight Test satisfactory.

I have reviewed the file on this aircraft and the accompanying discrepancy forms. The aircraft, airframe, aircraft engine, propeller, or appliance identified was repaired/inspected in accordance with current requirements of the Federal Aviation Administration and is approved for return to service. Pertinent details of repair are on file at this Certified Repair Station CRS YD5R855Y.

DATE: 3/9/2007

SIGNED:

Joseph Sullivan  
 Certified Repair Station No. YD5R855Y


Work Order: 8436-02-2007

Printed by EBIS 3 (datcomedia.com)



# MAINTENANCE RECORD

## F.A.R. 43.9

DATE OF COMPLETION	AIRCRAFT TIME IN SERVICE	DESCRIPTION OF WORK PERFORMED OR APPROVED DATA USED	AGENCY & WORK PERFORMED
	MAKE: Cirrus MODEL: SR22-G2 GTS S/N: 22-2135 REG. NO: 908SE WORK ORDER: 8879-04-2007	 <b>Cirrus Design Factory Service Center</b> Repair Station No. YD5R855Y 4515 Taylor Circle Duluth, MN 55811 Phone: 218- 788-3101	DATE: 5/2/2007 A/C TSN: 361.5 HOBBS: 361.5
	<b>Airframe Entries</b>		
		(4) Performed aircraft annual inspection At Hobbs of 361.2 Flight meter of 298.2 IAW cirrus mm chapter 5-20 and 5-30.... (7) Researched ADs through bi-weekly issue 2007-08, all ADs are in compliance at this time.... (21) Serviced aircraft primary battery IAW cirrus mm chapter 24-30.... (22) Lubricated flap actuation motor IAW cirrus mm chapter 12-20.... (24) Replaced center console upper bezel pad below MFD P/N 20527-002. Done IAW CDC AMM 25-10 and standard maintenance practices... (25) Refreshed XM system IAW manufacturers instructions function check performed satisfactory on ground... (26) Replaced Left and Right Brake Caliper, O-Rings P/N 101-34500. PER AMM 32-42. Performed Brake bleed procedures per AMM 32-42.... (27) Replaced Left Main Tire P/N 14075-006 and Tube P/N 14076-002 Per AMM 32-41.... (28) Replaced nose wheel rim PN:162-02800, BN:161-03100 and wheel bearings PN:214-00400 IAW CDC AMM CH 32-41 and standard maintenance practices.... (29) Complied with SB 2X-95-10 R1, by removing original Pick-Up collar and Installed P/N 70181-001 Pick-Up Collar Support and P/N 21914-001 Screws IAW Service Bulletin SB 2X-95-10 R1 Instructions.... (33) Removed Rocket Assembly, Installed original Rocket Assembly IAW CAPS CM 95-10... (39) Complied with S.B. 2X-52-05 by installing new cabin door struts. Done IAW S.B. instructions... (40) Replaced airbag system interface cable harness P/N 20902-004. Done IAW CDC AMM 25-10.... (41) Installed kit P/N 70187-001 IAW SB 2X-27-14, and production drawing 70187-001 REV A. instructions and standard maintenance practices.... (42) Replaced LH Horizontal Stab Outbd Elevator Hinge P/N11626-002 and Both Inbd and Outbd Hinge Pins P/N 11621-002. Work done IAW CDC AMM 27-30, and AMM 55-50.... (43) Installed Grab Here Placard P/N 15735-001 to Left and Right Bolster Panel Per AMM 11-30.... (44) Replaced pilots door interior trim panel. P/N 21703-001. Done IAW CDC AMM 25-10.... (45) Repositioned Left and Right B-pillars. Per AMM 25-10.... (46) Resecured bottom portion of both passenger armrests in accordance with CDC AMM 25-10 and standard maintenance practices.... (47) Cleaned and Polished Left, Right, and aft pass windows IAW CDC AMM 12-20.... (48) Cleaned and polished scratch out of pilots door window in accordance with CDC AMM 12-20.... (49) Retorqued rudder control rod attach bolt at rudder and lubed Done IAW CDC AMM 55-40 and 12-20.... (50) Installed foil tape to top inspection hole of vertical stabilizer and sealed Per AMM 20-10.... (51) Lubricated rudder pedal assembly IAW CDC AMM 27-20 and AMM 12-20.... (52) Resecured Hobbsmeter and flight Hour Meter. Per CDC AMM 31-30.... (53) Replaced Grommets on both sides of VOR/LOC antenna. Done IAW CDC AMM 34-50 and 20-10.... (54) Installed O2/Cabin light placard on circuit breaker panel	
		1	
		<i>Continued</i>	

# MAINTENANCE RECORD

## F.A.R. 43.9


DATE OF COMPLETION	AIRCRAFT TIME IN SERVICE	DESCRIPTION OF WORK PERFORMED OR APPROVED DATA USED	AGENCY & CERTIFICATE NO. WORK PERFORMED/RETURNED TO SERVICE
--------------------	--------------------------	---	---

IAW CDC AMM 11-30.... (55) Secured Wires from standby gauge cluster for positive clearance to Pilots Aileron Push Pull Tube. Done IAW standard maintenance practices.... (57) Stop drilled crack on R/H baffle outboard of intercooler. IAW standard maintenance practices.... (58) Replaced starter contactor boot P/N MS25171-2S. Done IAW CDC AMM 80-10 and standard maintenance practices.... (59) Installed Foil tape to upper portion of both left and right lower cowlings in accordance with standard maintenance practices.... (60) Adjusted propeller slinger feed tube for proper alignment. Done IAW CDC AMM 30-60... (61) Replaced Non Skid Tape P/N 12683-003 on left and Right entry step IAW CDC AMM 53-20 and standard maintenance practices.... (62) Saftiled ice protection line B-nuts at spinner baffling. Done IAW CDC AMM 20-50... (63) Installed 2 kit bags P/N 1020002-3 Rev B breathing station kits for O2 system. Done IAW standard maintenance practices.... (64) Repositioned L/H flap inboard cove panel for proper clearance. Done IAW CDC AMM 57-30 and standard maintenance practices.... (65) Installed RTV 736 on forward side of R/H intercooler IAW CDC AMM 20-10 and standard maintenance practices.... (66) Replaced 4 rivets on R/H forward baffle for Alt#1 vent seal. Done IAW CDC AMM 20-70 and 71-00.... (68) Lubricated throttle and mixture controls IAW CDC AMM 12-20.... (70) Performed flyaway checklist IAW CDC IPC 25-00-01.... (71) Flight test flown by CDC test pilot. Test flight satisfactory.... (72) I certify that this aircraft has been inspected in accordance with an annual inspection and was determined to be in airworthy condition.

I have reviewed the file on this aircraft and the accompanying discrepancy forms. The aircraft, airframe, aircraft engine, propeller, or appliance identified was repaired/inspected in accordance with current requirements of the Federal Aviation Administration and is approved for return to service. Pertinent details of repair are on file at this Certified Repair Station CRS YD5R855Y.

DATE: 5/2/2007

SIGNED:



Work Order: 8879-04-2007

Mike McGinn  
Certified Repair Station No. YD5R855Y

Printed by EBis 3 (datcomedia.com)



# MAINTENANCE RECORD

## F.A.R. 43.9

DATE OF COMPLETION	AIRCRAFT TIME IN SERVICE	DESCRIPTION OF WORK PERFORMED OR APPROVED DATA USED	AGENCY & WORK PERFORMED
--------------------	--------------------------	---	-------------------------

MAKE: Cirrus  
 MODEL: SR22-G2 GTS  
 S/N: 22-2135  
 REG. NO: 908SE  
 WORK ORDER:  
 8927-05-2007



### Cirrus Design Factory Service Center

Repair Station No. YD5R855Y  
 4515 Taylor Circle  
 Duluth, MN 55811  
 Phone: 218-786-3101

DATE: 5/4/2007  
 A/C TSN: 361  
 HOBBS: 361

#### Airframe Entries

(1) Addressed minor exterior cosmetic discrepancies IAW CDC AMM CH 11-20, 12-20, 20-30, 51-20 and standard maintenance practices

I have reviewed the file on this aircraft and the accompanying discrepancy forms. The aircraft, airframe, aircraft engine, propeller, or appliance identified was repaired/inspected in accordance with current requirements of the Federal Aviation Administration and is approved for return to service. Pertinent details of repair are on file at this Certified Repair Station CRS YD5R855Y.

DATE: 5/4/2007

SIGNED:

  
 Andrew Brantia  
 Certified Repair Station No. YD5R855Y

Work Order: 8927-05-2007

Printed by EBis 3 (datcomedia.com)

MAKE: Cirrus  
 MODEL: SR22 G2 GTS  
 S/N: 22-2135  
 REG. NO: 908SE  
 WORK ORDER:  
 8949-05-2007



### Cirrus Design Factory Service Center

Repair Station No. YD5R855Y  
 4515 Taylor Circle  
 Duluth, MN 55811  
 Phone: 218-786-3101

DATE: 5/7/2007  
 A/C TSN: 363.4  
 HOBBS: 363.4

#### Airframe Entries

(1) Addressed minor exterior cosmetic discrepancies IAW CDC AMM CH 11-20, 12-20, 20-30, 51-20 and standard maintenance practices

I have reviewed the file on this aircraft and the accompanying discrepancy forms. The aircraft, airframe, aircraft engine, propeller, or appliance identified was repaired/inspected in accordance with current requirements of the Federal Aviation Administration and is approved for return to service. Pertinent details of repair are on file at this Certified Repair Station CRS YD5R855Y.

DATE: 5/7/2007

SIGNED:

  
 Steve Wilhelm  
 Certified Repair Station No. YD5R855Y

Work Order: 8949-05-2007

Printed by EBis 3 (datcomedia.com)

# MAINTENANCE RECORD

## F.A.R. 43.9

SECTION	AIRCRAFT TIME IN SERVICE	DESCRIPTION OF WORK PERFORMED OR APPROVED DATA USED	AGENCY & CERTIFICATE NO. WORK PERFORMED/RETURNED TO SERVICE
---------	--------------------------	---	---

MAKE: Cirrus  
 MODEL: SR22-G2 GTS  
 S/N: 22-2135  
 REG. NO: 908SE  
 WORK ORDER:  
 8966-05-2007



### Cirrus Design Factory Service Center

Repair Station No YD5R855Y  
 4515 Taylor Circle  
 Duluth, MN 55811  
 Phone: 218- 788-3101

DATE: 5/8/2007  
 A/C TSN: 367.2  
 HOBBS: 367.2

### Airframe Entries

(1) Inspected left brake IAW CDC AMM 32-42 and found no defects at this time. No further action taken.

I have reviewed the file on this aircraft and the accompanying discrepancy forms. The aircraft, airframe, aircraft engine, propeller, or appliance identified was repaired/inspected in accordance with current requirements of the Federal Aviation Administration and is approved for return to service. Pertinent details of repair are on file at this Certified Repair Station CRS YD5R855Y

DATE: 5/8/2007

SIGNED:

Steve Wilhelm  
 Certified Repair Station No. YD5R855Y

Work Order: 8966-05-2007

Printed by EBis 3 (datcomedia.com)

330 Aviation Way  
 Frederick, MD 21701  
 301-662-8156  
 CRS LC1R291K

**AVIONICS & MAINTENANCE**  
**Encore**

Date: 7/02/2007; Aircraft: N908SE; Type: CIRRUS DESIGN C SR22; Hobbs: 0.50; Tach: 0.00; Total Time: 0.00  
 Prop Order #: FDK-07-07704  
 Replaced right rear air vent with P/N 51268-003.

David Schober for Encore FBO, Frederick Aviation CRS LC1R291K

# MAINTENANCE RECORD F.A.R. 43.9

DATE OF COMPLETION	AIRCRAFT TIME IN SERVICE	DESCRIPTION OF WORK PERFORMED OR APPROVED DATA USED	AGENCY & CERT WORK PERFORMED/RE
--------------------	--------------------------	---	---------------------------------

encore

**330 Aviation Way**  
**Frederick, MD-21701**  
**301.662.8156**

**Model: SR22**  
**S/N: 2136**  
**SO#: FDK-07-07704**

**Date: 06-27-2007**  
**Reg No: N908SE**  
**FLT: 321.6    Hobbs: 390.5**

Removed Stec 55X computer (Cirrus p/n 13560-002S), (Stec p/n 01192-34-61T-30, s/n 0628-10214, HW mod AA-AJ, AL, mod AA-AE), and installed warranty exchange repaired 55X computer (Cirrus p/n 13560-002S), (Stec p/n 01192-34-61T-3 8364, HW mod AJ, SW mod AE). Complied with post installation checks and null adjustments in accordance with manufac maintenance manual.




David E. Shelton for Encore FBO DBA Frederick Aviation  
CRS LC1R291K

encore

**330 Aviation Way**  
**Frederick, MD 21701**  
**301-662-8156**  
**CRS LC1R291K**

Date: 7/24/2007; Aircraft: N908SE; Type: CIRRUS DESIGN C SR22; Hobbs: 390.50; Total Time: 336.30  
Shop Order #: FDK-07-07893  
Adjusted cold air valve under co-pilot seat to reduce the amount of cold air when heat is selected.



David Schober for Encore FBO, Frederick Aviation CRS LC1R291K

U		


encore

**330 Aviation Way**  
**Frederick, MD-21701**  
**301.662.8156**

**Model: SR22**  
**S/N: 2135**  
**SO#: FDK-07-07934**

**Date: 08-21-2007**  
**Reg No: N908SE**  
**FLT: 347.3    Hobbs: 419.4**

Removed EX-5000 MFD (p/n 700-0004-008, s/n 20026326, sw 530-00180-100 Rev 03) and installed factory rebuilt EX-50 700-0004-008, s/n 21322424). Applied external power, complied with post installation configuration and ground checks in with manufacturer's installation manual.



David E. Shelton for Encore FBO DBA Frederick Aviation  
CRS LC1R291K

I am the owner of this aircraft and I have authorized the undersigned to perform the work described herein. I have read and understand the contents of this document and I agree with the work to be performed. I have read and understand the contents of this document and I agree with the work to be performed.

Name (Printed) \_\_\_\_\_  
 Title \_\_\_\_\_  
 Date \_\_\_\_\_  
 Signature \_\_\_\_\_  
 I have read and understand the contents of this document and I agree with the work to be performed.

CE  
EPRC  
773  
10

CFR 43.9  
for this work  
described in  
this certificate  
of service.  
Typed or Printed  
Signature  
Date  
Title  
Priority to Initial  
Priority to Different  
Priority to Amend  
Priority to Renew

# RECORD

## F.A.R. 43.9

AIRCRAFT TIME IN SERVICE	DESCRIPTION OF WORK PERFORMED OR APPROVED DATA USED	AGENCY & CERTIFICATE NO. WORK PERFORMED/RETURNED TO SERVICE
--------------------------	---	---



330 Aviation Way  
Frederick, MD-21701  
301.662.8156

Model: SR22  
S/N: 2135  
SO#: FDK-07-07998

Date: September 7, 2007  
Reg No: N908SE  
FLT: 362.7 Hobbs: 425.2

EX-5000 MFD (p/n 700-0004-008, s/n 21322424) and installed factory rebuilt EX-5000 MFD (p/n 700-0004-008, s/n 15, sw 530-00180-100 Rev 04). Removed pilot's seat and gained access to Skywatch processor. Inspected and verified TRC-ware, (p/n 805-10800-001, s/n 84111, mods A-J, sw version 1.8). Removed J958 connector, added configuration wiring and in accordance with L3 Communications Service Bulletin SB805-10800-204 (Rev A) and Cirrus Design Service Advisory SA 07-011 added external power, complied with post installation configuration and ground checks in accordance with manufacturer's operation manuals.

*[Signature]*  
E. Shelton for Encore FBO, Frederick Aviation

CRS LC1R291K



330 Aviation Way  
Frederick, MD 21701  
301-662-8156  
CRS LC1R291K

10/19/2007; Aircraft: N908SE; Type: CIRRUS DESIGN C SR22; Hobbs: 444.10; Total Time: 362.90  
Order #: FDK-07-08077  
SB 2X-28-07 by installation of kit number 70195-001 per SB instructions.  
Used customer supplied engine preheat system per instructions and operationally checked ok.



330 Aviation Way  
Frederick, MD 21701  
301-662-8156  
CRS LC1R291K

Date: 11/13/2007; Aircraft: N908SE; Type: CIRRUS DESIGN C SR22; Hobbs: 444.10; Total Time: 365.70  
Shop Order #: FDK-07-08228  
CW SB 2X-27-14R3, rudder-aileron interconnect modification by installation of kit number 70197-001 per instructions contained in SB.

*[Signature]*  
John Colaluca for Encore Maintenance CRS LC1R291K

# MAINTENANCE RECORD

MAINTENANCE  
**encore**

330 Aviation Way  
Frederick, MD 21701  
301-662-8156  
CRS LC1R291K

Date: 11/09/2007; Aircraft: N908SE; Type: CIRRUS DESIGN C SR22; Ho  
441.00; Total Time: 365.70  
Shop Order #: FDK-07-08212  
CW SB 2X-25-19 by installation of kit number 70188-001 following  
accomplishment instructions. CW SB 2X-52-07 R1 by installation of kit  
number 70186 following accomplishment instructions.



C. John Colaluca for Encore Maintenance CRS LC1R291K

MAINTENANCE  
**encore**

330 Aviation Way  
Frederick, MD 21701  
301-662-8156  
CRS LC1R291K

Date: 2/29/2008; Aircraft: N908SE; Type: CIRRUS DESIGN SR22; Hobbs:  
482.70; Total Time: 402.60  
Shop Order #: FDK-08-08505  
Airframe log entry:  
Resecured oil sump heater pad and repaired and painted damaged area on  
cowling. CW Cirrus Owner service advisory SA08-03 per instructions  
contained in TAT SB08-01 dated 8 Feb 08.



C. John Colaluca for Encore Maintenance CRS LC1R291K

MAINTENANCE  
**encore**

330 Aviation Way  
Frederick, MD 21701  
301-662-8156  
CRS LC1R291K

Date: 3/31/2008; Aircraft: N908SE; Type: CIRRUS DES  
489.80; Total Time: 409.10  
Shop Order #: FDK-08-08544  
CW SB 2X-52-07 R4 by installation of kit number 7018  
Replaced abrasion tapes on both main gear upper strut  
smoothed and spot painted nosewheel fairing.



C. John Colaluca for Encore Maintenance CRS LC1R291K



# INSPECTION RECORD

## F.A.R. 43.11-91.409

AIRCRAFT TIME  
IN SERVICE

KIND OF INSPECTION - STATUS & DISCREPANCY LIST  
SIGNATURE — CERT. NO. OF PERSON APPROVING OR DISSAPPROVING AIRCRAFT FOR SERVICE


06 4.3

Production Flight Test accomplished in accordance with  
Cirrus Procedure #90502

Name: Nate Alm

Date: 05 SEP 06

Signature:

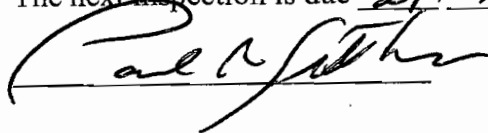


Title: Production Flight Test Pilot

43

12-2006 4.3

I find that the aircraft meets the requirements for the  
certification requested and have issued an U.S. Standard  
Airworthiness Certificate dated Sep 12 / 2006  
The next inspection is due Sep 30 / 2007



PAUL R. SITKO  
DMIR-410373-CE

# INSPECTION RECORD

## F.A.R. 43.11-91.409

DATE	AIRCRAFT TIME IN SERVICE	KIND OF INSPECTION - STATUS & DISCREPANCY LIST SIGNATURE - CERT. NO. OF PERSON APPROVING OR DISSAPPROVING AIRCRAFT FOR SER
10-3-06	4.6	<p>I FIND THAT THIS AIRCRAFT MEETS THE REQUIREMENTS OF THE CERTIFICATE REQUESTED AND HAVE ISSUED AN EXPERIMENTAL AIRWORTHINESS CERTIFICATE FOR THE PURPOSE OF R&amp;D/MARKET SURVEY WITH OPERATING LIMITATIONS DATED 10-3-06. NEXT INSPECTION IS DUE 9-30-07</p> <p style="text-align: right;"><i>Jeffrey K. Holter</i> JEFFREY K. HOLTZ CDARF405828 CE</p>

MAKE: Cirrus  
MODEL: SR22-G2 GTS  
S/N: 22-2135  
REG. NO: 908SE  
WORK ORDER  
7457-09-2006



### Cirrus Design Factory Service Center

Repair Station No. YD5R855Y  
4515 Taylor Circle  
Duluth, MN 55811  
Phone: 218-788-3101

DATE  
AVC  
HK

### Airframe Entries

(1) Installed Tornado Alley Turbo Normalizing System, (p/n KIT-SR22-1, s/n 2004), IAW Engine Technologies, Inc. Turbo Normalizing System Inst. Instructions, (Report 215-9 Rev. NC) ... (2) Installed Precise Flight Inc. Oxygen System, (kit p/n 102N001-1), IAW installation drawings and instructions. ... (23) Updated Avidyne PFD, (hardware p/n 700-00006-000 Rev. 33, software p/n 530-00177-000 Rev. 01), IAW Cirrus SR22 AMM 34-40. Installed Avidyne flash card in MFD, (media p/n 053-00180-102 Rev. 02, software p/n 536-00180-100 Rev. 02), IAW Avidyne and Cirrus SR22 AMM 34-40. Installed DALI, (p/n 16692-002, s/n 713), IAW Cirrus SR22 AMM 77-30. Performed pitot and static system leak checks IAW Cirrus SR22 AMM 34-10. ... (24) Removed altimeter and installed new 35,000 ft. altimeter, (p/n 5934AD-3, s/n 458101). Performed pitot and static leak checks and calibrations. ... (32) Adjusted bridle cable tensions IAW CDC AMM chap. 22

DATE: 10/3/2006

SIGNED:

*Aaron Henningsen*  
Aaron Henningsen  
Certified Repair Station No. YD5R855Y

Work Order: 7457-

Printed by EBis 3 (datcome)

# INSPECTION RECORD

## F.A.R. 43.11-91.409

MAKE: Cirrus  
MODEL: SR22-G2 GTS  
S/N: 22-2135  
REG NO: 908SE  
WORK ORDER:  
8075-12-2006

### Cirrus Design Factory Service Center

Repair Station No. YD5R855Y  
4515 Taylor Circle  
Duluth, MN 55811  
Phone: 218- 788-3101

DATE: 12/28/2006  
A/C TSN: 224.1  
HOBBS: 224.1

### Airframe Entries

(1) Inspected and replaced all necessary items for modified Teledyne Continental Motors IO-550-N engine equipped with turbocharging system in accordance with Engine Technologies, Inc. Master Drawing List number ETI-G2-1 Rev. A, dated November 8, 2006, (Kit P/N: KIT-SR22-1, S/N. 2004), on listed aircraft IAW STC # SA10588SC. All items comply with this STC at this time. See FAA form 337 signed and Dated the 12/28/2006. The aircraft weight and balance was updated for this installation. The aircraft equipment list was updated and a new supplement installed in the aircraft Pilot Operating Handbook... (3) Inspected and replaced all necessary items for installed Precise Flight, Inc. Fixed Oxygen System, P/N 102N0001-1, IAW STC SA01708SE Installation Instructions. Bottle Mfg Date 11/06 - Composite Cylinder Hydrostatic Test Due November 2009 (3 years) Replacement required November 2021 (15 years). All items comply with this STC at this time. See FAA form 337 signed and dated the 12/28/2006. The aircraft weight and balance was updated for this installation. The aircraft equipment list was updated and a new supplement installed in the aircraft Pilot Operating Handbook... (27) Removed PFD P/N 15222-005 S/N 20022316 and installed PFD P/N 15222-005 S/N 21669086 IAW CDC AMM 34-15. Performed encoder calibration per CDC AMM 34-15, Performed altimeter verification per CDC AMM 34-10. Performed Pitot/Static leak check IAW CDC AMM 34-10. Performed Magnetometer Calibration IAW CDC AMM 34-15. Functional check satisfactory. (33) Researched ADs through bi-weekly issue 2006-24. All ADs are in compliance at this time. (36) Installed new S-TEC harness assembly, (p/n 39326-4), IAW CDC DWG # 14764. (37) Removed, cleaned, inspected and reinstalled Skywatch box connector. IAW standard maintenance practices.

DATE: 12/28/2006


SIGNED:

Aaron Holmgren  
Certified Repair Station No. YD5R855Y

Work Order: 8075-12-2006

Printed by EBis 3 (datcomedia.com)

I find that the aircraft meets the requirements for the certification requested and have issued a Standard Airworthiness Certificate dated 12/27/2006. The next inspection is due 09/30/2007.


  
JEFFREY K. HOLTZER  
ODARF405228CE



## INSPECTION RECORD

F.A.R. 43.11-91.409

/MAINTENANCE

DATE	AIRCRAFT TIME IN SERVICE	KIND OF INSPECTION - STATUS & DISCREPANCY LIST SIGNATURE - CERT. NO. OF PERSON APPROVING OR DISSAPPROVING AIRCRAFT FOR :
		<div data-bbox="357 240 603 354" data-label="Image"> </div> <div data-bbox="696 251 905 354" data-label="Text"> <p>330 Aviation Way Frederick, MD 21701 301-662-8156 CRS LC1R291K</p> </div> <div data-bbox="363 354 1078 431" data-label="Text"> <p>Date: 6/12/2008; Aircraft: N908SE; Type: CIRRUS DESIGN SR22; Hobbs: 512.70; Total Time: 429.00 Shop Order #: FDK-08-08778</p> </div> <div data-bbox="363 431 1108 726" data-label="Text"> <p>CW yearly ELT inspection per FAR 91.207(d), no defects noted. Installed new pax side air vent assembly, p/n 51268-003. Tightened Rosen sun visors. Installed new Michelin 15X6.00-6 6pr tire on right main p/n 070-449-0, s/n 7158W00333 and same p/n, s/n 6313W00350 on left main. Dressed and painted prop. Installed new K&amp;N induction air filter. Cleaned nose wheel pivot area and re-set nose wheel tension to 22 pounds. CW ICA for Precise flight oxygen system per document 102NPMAN by inspection and operational check, no defects noted. CW Cirrus recommended number 2 battery change by installation of new p/n 50979-001 battery. Inspected CAPS system and found abrasion strap installed per SB2X-95-09R1. I certify that this aircraft has been inspected in accordance with an annual inspection and has been approved for return to service.</p> </div> <div data-bbox="363 726 924 824" data-label="Text"> <p> John Colaluca for Encore Maintenance CRS LC1R291K</p> </div>

MAINTENANCE

# INSPECTION RECORD F.A.R. 43.11-91.409

AIRCRAFT TIME  
IN SERVICE

KIND OF INSPECTION - STATUS & DISCREPANCY LIST  
SIGNATURE - CERT. NO. OF PERSON APPROVING OR DISSAPPROVING AIRCRAFT FOR SERVICE

**Encore**

330 Aviation Way  
Frederick, MD-21701  
301.662.8156

Model: SR22  
S/N: 2135  
SO#: FDK-07-07882

Date: June 13, 2008  
Reg No: N908SE  
Hobbs: 512.7 Fit Hobbs: 429.0

and with Cirrus Service Bulletin SB 2X-34-24 R1, 'ATA 34-50: Dependant Position Determining WAAS Antenna Installation on PFD Equipped Aircraft' for the #1GPS system and 121.5 ELT. Removed #1 GA-56 GPS antenna, (p/n 011-00134-0422269), and installed a new Comant CI428-410 GPS(WAAS)/XM Comdat antenna, (Cirrus p/n 12744-005, s/n 230068). Removed and replaced the #2 GA-56 antenna, (p/n 011-00134-00, s/n 59422267), with a new #2 GA-35 GPS(WAAS) antenna, (p/n 011-00135-00, s/n 38105), using the approved mounting provisions of the previous installation. Removed and replaced XM, #1 and #2 coax cables. Installed 121.5 ELT Shield, p/n 18389-001. Removed and reinstalled Avidyne EXP5000 PFD, (p/n 700-00006-001, s/n 21669086, sw 530-00195-000 Rev 02, mods 31, 32, 34, 36-40, 43, 47), following factory upgrade to Release.7.0, using FAA form 8130-3 dated 06-09-08, tracking no. RMA# 9000182. Complied with Part 43 Appendix E (a). **AD2008-06-28R1** PFD does not apply by serial number. Complied with Avidyne Service Bulletin 601-00004-077 Rev 03 'EX5000 MFD Upgrade to R7.0, (EX-5000, p/n 700-00004-008 Rev 00, s/n 20088315, mods 14, 17, & 19). Removed #1 & #2 GNS-430 400W/Gps, (#1 p/n 011-00280-10, s/n 97135638, & #2 p/n 011-00280-10, s/n 97135562), and reinstalled WAAS upgraded #1 & #2 400W, (#1 p/n 011-01060-40, s/n 97135638, & #2 p/n 011-01060-40, s/n 97135562, both at sw; main 3.10, GPS 3.1, see FAA Form 8130-3 dated 05-30-08, tracking # RMA 6711301). Complied with Part 43 Appendix E (c). Complied with post installation flight checks in accordance with 400W Series Installation Manual, (p/n 190-00356-02), section 5, Avidyne Service Bulletin 601-00006-081 Rev 01, Avidyne PFD Installation Manual 600-00141-000 Rev 08, Magnetometer/OAT Sensor Installation Manual ICA for SR22 AVPPFD-007 Rev 03, and Avidyne EX5000 MFD IM p/n 600-00073 Rev 20. Installation performed in accordance with STC Upgrade Installation Manual-400W/500W Series, p/n 190-00357-06, Rev C, and STC SA01933LA as amended, for VFR/IFR Enroute, Terminal, Non-precision, and Precision Approach for the #1 GNS-430W. Inserted the FAA approved GNS-430W AFMS, (Cirrus p/n 13772-132 Rev 01), dated 11-11-07, and the FAA approved #2 GNS-430W AFMS dated 06-10-08, into the aircraft POH. Inserted the Garmin 400W Series Pilot's Guide & Reference p/n 190-00356-00 Rev B, 400W/500W Series Pilot's Displays p/n 190-00356-30 Rev B, and 400W/500W Series Display Interfaces p/n 190-00356-31 Rev B, into the aircraft POH. Weight and Balance and Equipment List have been revised. No change in electrical load, and no adverse interference noted. Filled out FAA Form 337 for the #1 GNS-430W dated June 12, 2008 and for the #2 GNS-430W dated June 10, 2008. Affixed placard labeled "GPS Limited to VFR Use Only" on the #2 GNS-430W. Limitation required due to lack of compliance with Cirrus Service Bulletin SB 2X-34-24 R1 for the #2 GPS antenna.

CRS LC1R291K

Eric E. Shelton for Encore PFD Acquisition, LLC DBA Encore Maintenance

(4-83)

Computer C

Identified above were maintenance  
discrepancies that were noted during  
this inspection and are in conformance with  
the applicable FARs and ACs. The  
discrepancies were corrected by the  
inspector or the owner/inspector as  
indicated. The date of correction is  
indicated in the remarks column.

Discrepancy	Remarks
N/A	N/A
N/A	N/A

(4-83)

Computer C

Block 14 and 15 do not constitute  
a discrepancy. The owner/inspector  
is to understand that the existence  
of a discrepancy does not constitute  
a determination that the aircraft is  
unairworthy or that the owner/inspector  
is not qualified to perform the work.  
The owner/inspector is to understand  
that the aircraft is to be maintained  
in accordance with the applicable FARs  
and ACs.

Discrepancy	Remarks
N/A	N/A
N/A	N/A

Signature: \_\_\_\_\_  
Date: \_\_\_\_\_

Inspector: \_\_\_\_\_  
Date: \_\_\_\_\_

Owner/Inspection Station: \_\_\_\_\_  
Date: \_\_\_\_\_

Remarks: \_\_\_\_\_

INSPECTION RECORD  
F.A.R. 43.11-91.409

*M. M. M.*

*encore*

330 Aviation Way  
Frederick, MD 21701  
301-662-8156  
CRS LC1R291K

- STATUS & DISCREPANCY LIST  
PROVING OR DISSAPPROVING AIRCRAFT FOR SERVICE

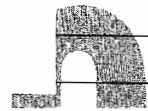
Date: 6/25/2008; Aircraft: N908SE; Type: CIRRUS DESIGN SR22; Hobbs:  
513.90; Total Time: 429.30

Shop Order #: FDK-08-08855

Applied body filler, sanded, primed, painted and buffed small area on left wing  
tip. Applied new self adhesive wing walk material on right wing.

*John*

C. John Colalunga for Encore Maintenance CRS LC1R291K



**Exec Air LLC**

71 Summit Drive  
Hilton Head, SC 29926-3600  
(843) 681-4705



Cirrus SR22  
S/N - 2135

**N908SE**

Hilton Head Island Airport (HXD)

info@ExecAirHiltonHead.com

11/01/08 Hobbs-557.5, Flight-467.5

- 1) 50 Hour Inspection IAW Cirrus Design AMM Chapter 5-20.
- 2) Serviced engine with CH48108 filter, 7 quarts of Exxon Elite 20-50W. Cut open filter and inspected - checked OK.
- 3) Cleaned and serviced gascolator with new packing P/N MS29513-137 and Stat-o-seal P/N NAS1523-8B.
- 4) D: TIT indicating erratic, now indicating 0, found TIT probe not working. C/A: R&R TIT probe assy, P/N ETI-G2-711-1.
- 5) D: Wastegate master/slave linkage loose. C/A: R&R clevis pin and cotter on RH wastegate P/N MS20392-1C19 and P/N MS24665-134. Recommend to have linkage replaced with improved cable linkage.
- 6) D: LH strut fairing missing screw. C/A: Replaced screw and washer P/N 12978-101 and P/N NAS1149FN832P.
- 7) D: Cylinder preheat strip loose on cylinder #1. C/A: Repositioned strip and secured.

engine log

D-Discrepancy, C/A-Corrective Action, C/W-Complied with; IAW-In accordance with; AMM-Aircraft Maintenance Manual P(S)/N-Part (Serial) Number RBR-Removed and Replaced

This aircraft and/or component(s) identified above were repaired and inspected in accordance with current Federal Aviation Regulations and were found Airworthy for return to service.

Chad R Barnes, A&P 511157268

*Chad R Barnes*

*M. Shields*

# INSPECTION RECORD

## F.A.R. 43.11-91.409

AIRCRAFT TIME  
IN SERVICE

KIND OF INSPECTION - STATUS & DISCREPANCY LIST  
SIGNATURE - CERT. NO. OF PERSON APPROVING OR DISSAPPROVING AIRCRAFT FOR SERVICE

AVIONICS

LANMAR AVIATION

WO # 2937

145 TOWER AVENUE GROTON NEW LONDON AIRPORT GROTON, CT 06340  
FAA Approved Repair Station # LA4R428X Phone: 860-446-8621 Fax: 860-446-0329

8/22/08

Registration #	Acft. Make / Model	Serial #	AFTT	Hour Meter
N908SE	Cirrus SR 22	2135		531.1 hrs.

- Validated that the previous installation of the #2 Garmin GNS 430W was installed in accordance with Garmin instructions and approved via an FAA-stamped Field Approval document on FAA Form 337 dated 6/10/2008. Verified that this aircraft and all interfaced equipment are covered under the STC AML. The existing location of this unit was determined to meet the field-of-view requirements without the need for external annunciation. The existing RG142 GPS antenna cable was lengthened to meet the minimum db loss requirements. The existing wiring and shielding was inspected and determined to be in accordance with the STC AML installation data.
- The #2 GNS 430W was configured identically to the original GNS 430 unit. Each interface was checked out in accordance with the GNS 430W Installation Manual p/n 190-00356-02 Sections 2 and 5.
- Remounted the # 2 GA 35 GPS/WAAS antenna p/n 013-00235-00, at F.S.110.3, utilizing a ground plane, fabricated from .040, 2024 T-3 Al, in accordance with Garmin Upgrade Manual p/n 190-00357-06 and Garmin Antenna Installation Manual, p/n 190-00569-00, Rev. F, dated Aug. 2007. This antenna is connected to the #2 GNS 430W.
- See FAA Form 337 this date for details.
- Completed an Avionics Post Installation Operational Check. No discrepancies found.

THE ARTICLES IDENTIFIED ABOVE WERE REPAIRED AND INSPECTED IN ACCORDANCE WITH CURRENT REGULATIONS OF THE FEDERAL AVIATION ADMINISTRATION AND ARE APPROVED FOR RETURN TO SERVICE.

PERTINENT DETAILS OF THE REPAIR ARE AT THIS REPAIR STATION UNDER WORK ORDER NO. 2937, DATED 8/28/2008.

SIGNED

*John R. Shields*  
John R. Shields

DATE

*Al Wren Ave*

VCY LIST

MOVING AIRCRAFT FOR SERVICE



**LANDMARK  
AVIATION**

330 Aviation Way  
Frederick, MD-21701  
301.662.8156

Model: **SR22**  
S/N: **2135**  
SO#: **FDK-08-09190**

Date: **October 16, 2008**  
Reg No: **N908SE**  
Hobbs: **549.4** Flt Hobbs: **460.6**

Removed the #1 GNS-430W, (p/n 01060-40-40, s/n 97135638, mods 1-5). Installed a rental GNS-430W, (p/n 011-01060-00, s/n 23400931, mods 1-7), see FAA form 8130-3 dated 10-08-08, tracking # SO#839784. Performed post-installation configuration, calibration, and ground checks in accordance with the manufacturer's installation manual.

*[Signature]*  
CRS LC1R291K

David E. Shelton for Encore FBO Acquisition, LLC DBA Landmark Aviation-FDK



**LANDMARK  
AVIATION**

330 Aviation Way  
Frederick, MD-21701  
301.662.8156

Model: **SR22**  
S/N: **2135**  
SO#: **FDK-08-09190**

Date: **October 29, 2008**  
Reg No: **N908SE**  
Hobbs: **554.4** Flt Hobbs: **465.0**

Removed rental #1 GNS-430W, (p/n 011-01060-00, s/n 23400931, mods 1-7). Installed factory repaired GNS-430W, (p/n 01060-40-40, s/n 97135638, mods 1-5), see FAA form 8130-3 dated 10-24-08, tracking # RMA 11003424. Performed post-installation configuration, calibration, and ground checks in accordance with the manufacturer's installation manual. Updated the #2 GNS-430W (p/n 011-01060-40, s/n 97135562), main software to v 3.11. Complied with Garmin Software Service Bulletin SB0818 Rev A.

*[Signature]*  
CRS LC1R291K

David E. Shelton for Encore FBO Acquisition, LLC DBA Landmark Aviation-FDK



**LANDMARK  
AVIATION**

330 Aviation Way  
Frederick, MD-21701  
301.662.8156

Model: **SR22**  
S/N: **2135**  
SO#: **FDK-08-09347**

Date: **January 1, 2009**  
Reg No: **N908SE**  
Hobbs: **582.9** Flt Hobbs: **490.2**

Complied with FAR 91.411, altimeter, altitude reporting and static system tests and inspections to 20,000 ft, IAW Part 43 Appendix E  
Complied with FAR 91.413, ATC transponder biennial tests and inspections, IAW Part 43 Appendix F.  
PFD: Avdyne EXP-5000, p/n 700-00006-000, s/n 21669086 Standby Altimeter: United, p/n 5934AD-3 A. 256G, s/n 458101  
Transponder: GTX-327, p/n 011-00490-00, s/n 83725422, sw 2.09 Encoder: ACK, p/n A-30, s/n 102584

*[Signature]*  
CRS LC1R291K

David E. Shelton for Encore FBO Acquisition, LLC DBA Landmark Aviation-FDK

# INSPECTION RECORD

## F.A.R. 43.11-91.409

AIRCRAFT TIME  
IN SERVICE

KIND OF INSPECTION - STATUS & DISCREPANCY LIST  
SIGNATURE - CERT. NO. OF PERSON APPROVING OR DISSAPPROVING AIRCRAFT FOR SERVICE

ADO ALLEY TURBO INC.  
PORT RD  
OK 74820

### AIRFRAME LOG BOOK ENTRY

16 FEB 2009

IE CIRRUS SR22-G2 SN: 2135 ACFT HOBBS: 599.7 FLIGHT HOBBS: 506.5

NO-550N SN# 689895 ENG TSN: 506.5 TSMOH: N/A

REMOVED EXISTING ENTIRE EXHAUST ASSEMBLY AND INSTALLED NEW STYLE TURBO STAMPED EXHAUST  
AND RIGHT MANIFOLDS. INSTALLED NEW STYLE STRAIGHT LEFT AND RIGHT TAIL PIPES. INSTALLED  
NEW STYLE LEFT AND RIGHT TURBO SUPPORT HANGERS. INSTALLED NEW STYLE LEFT AND RIGHT TURBO  
HEATSHIELDS. INSTALLED NEW STYLE LEFT EXHAUST MANIFOLD HEATSHIELDS. INSTALLED NEW STYLE  
RIGHT EXHAUST MANIFOLD HEATSHIELD. INSTALL NEW 1.25 HEATER SCHEET THROUGHOUT SYSTEM. REPLACED  
LEFT WASTEGATE LINKAGE WITH NEW CABLE LINKAGE ASSEMBLY. REPLACED AIRBOX SCHEET WITH NEW  
RIGHT CROSSOVER DUCT AND SCHEET. ALL MAINTENANCE PERFORMED IN ACCORDANCE WITH TATI  
INSTALLATION INSTRUCTION AND COVERED UNDER CURRENT STC.  
OPERATION, RUN-UP AND LEAK CHECK OK.

PILOT: R LANDRETH A&P 2651512 IA

330 Aviation Way  
Frederick, MD 21701  
301-662-8156  
CRS LC1R291K

**LANDMARK**  
AVIATION

2/24/2009; Aircraft: N908SE; Type: CIRRUS SR22; Hobbs: 608.60;  
Time: 514.30

Order #: FDK-09-09448

Time log entry:

Removed paint and filler in area of small crack on left wing tip, found crack to  
be only superficial. Prepped area, applied new filler and finish sanded.  
Applied paint.

*John Colaluca*  
John Colaluca for Landmark Aviation CRS LC1R291K

# INSPECTION RECORD

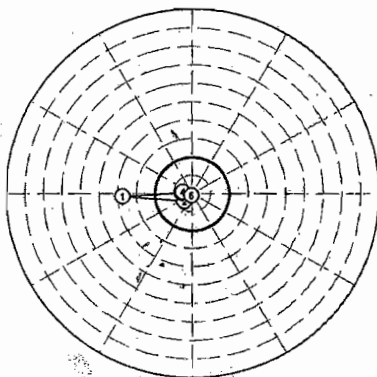
## F.A.R. 43.11-91.409

DATE	AIRCRAFT TIME IN SERVICE	KIND OF INSPECTION - STATUS & DISCREPANCY LIST
		SIGNATURE — CERT. NO. OF PERSON APPROVING OR DISSAPPROVING AIRCRAFT FOR SERVICE

### ENGINE/PROP/FRONT DYNAMICALLY BALANCED

----- POLAR PLOT - 1.0 IN/S FS -----

#### Operator Comments



Performed a dynamic propeller balance IAW FAA APPROVED Hartzell Service Instruction #145 and Chadwick Helmuth document AW 9511-2 dated 12 June 1990 using DSS Microvib II equipment and application note AN-MV2 Prop Rev. 00 1 July 2003. Initial IPS of .374 @ 2510 rpm reduced to .013 IPS @ 2497 rpm by installing AN hardware balance weight on spinner rear bulkhead. Jim Berker A&P 2755069 Aviation Resources 101 Airport Ave Hangar 7 Cumberland, WI 54829 Hangar: 715 822 5787 Cell: 715 491 1303 Email: jim@aviationvibes.com www.aviationvibes.com

**N908SE Cirrus SR 22 TN 2135 511.9 Hrs**  
**Cont IO 550 N 42 689895**  
**Hartzell PHC J3YF-1N S/N FP5068B**  
**MicroVib II SN:1177 Cal:08/21/2008**  
**Initial: 0.374 IN/S @ 2510.1 RPM Final: 0.013 IN/S @ 2496.9 RPM**

Oper: \_\_\_\_\_

Date: 02/19/2009

Jim Barker A&P 2755069



**LANDMARK  
AVIATION**

330 Aviation Way  
Frederick, MD-21701  
301.662.8156

Model: **SR22**  
S/N: **2135**  
SO#: **FDK-09-09448**

Date: **February 23, 2009**  
Reg No: **N908SE**  
Hobbs: **608.8** Flt Hobbs: **514.3**

Complied with Garmin Software Service Bulletin 0848 Rev A, '400W/500W Series Unit's software upgrade to Main Software version 3.20, and GPS Software version 3.2', on the #1 GNS-430W, (p/n 011-01060-40, s/n 97135638), and the #2 GNS-430W, (p/n 011-01060-40, s/n 97135562)

CRS LC1R291K

David E. Shelton for Encore FBO Acquisition, LLC DBA Landmark Aviation-FDK



1. 100Hr/Annual Inspection complied with FAR43 appendix D and IAW Cirrus AMM 5-20. Pg. 1
2. Performed ELT check IAW FAR 91.207(d) - satisfactory. Battery exp: Mar 2011
3. Battery Capacity Check - 81%
4. Perform inspection and service of brake assemblies. Replaced o-rings, shims and bled system w/ MIL-H-5606 upon re-assembly (4) P/N M83461/1-222, (2) P/N 10492-003. IAW AMM 32-42
5. Installed new main tires and tubes, (2) P/N 156E66-4, s/n 1609348076047, s/n 16093490210012 and (2) P/N 097-500-0
6. Replaced nose wheel bearing cups and bearing races. (2) P/N 082312629 and (2) P/N 081252629
7. Replaced engine intake filter P/N P12-4439 N/C
8. Removed, cleaned and serviced gascolator with new stat-o-seal and packing P/N NAS1523-8B, P/N MS29513-137 IAW AMM 28-30.
9. Replaced nose gear rebound bumper, P/N 18380-001

Pg. 2

10. Filled oxygen tank.
11. AD's check thru 06/01/2009.

D-Discrepancy, C/A-Corrective Action; C/W-Complied with; IAW-In accordance with; AMM-Aircraft Maintenance Manual; P(S)/N-Part (Serial) Number RGR-Removed and Replaced

This aircraft and/or component(s) identified above were repaired and inspected in accordance with current Federal Aviation Regulations and were found Airworthy for return to service.


Gene Salazar, A&amp;P 2652415

I certify that this aircraft has been inspected in accordance with an Annual inspection and was determined to be in airworthy condition.

Ralf Schey, 496986186 IA

A  
i  
r  
f  
r  
a  
m  
eA  
i  
r  
f  
r  
a  
m  
e



1. Approving Competent Authority / Country Zuständige Genehmigungsbehörde / Staat <b>Luftfahrt-Bundesamt / Germany</b>		2. <b>AUTHORIZED RELEASE CERTIFICATE</b> FREIGABEBESCHEINIGUNG <b>EASA FORM 1</b> EASA Formblatt 1			3. Form Tracking Number Lautenhe Formularnummer <b>4309/09</b>	
4. Approved Organisation Name and Address: Name und Anschrift des genehmigten Betreibers <b>Becker Flugfunkwerk GmbH - Baden Airpark B 108 - 77836 Rheinmünster</b>				5. Work Order / Contract / Invoice Arbeitsauftrag / Vertrag / Lieferschein <b>194585</b>		
6. Item Id. Nr.	7. Description Beschreibung	8. Part No Teile-Nr.	9. Eligibility (*) Verwendbarkeit (*)	10. Quantity Anzahl / Menge	11. Serial- / Batch-No Werk- / Les-Nr.	12. Status / Work Zustand / Arbeiten
01 02	Mode S Transponder System, BXP6400 (ETSO - 2C112a / TSO - C112) consisting of: Mode S Transponder - class 1, remote controlled version Adress Module	BXP6402-1R-(01) AM6400-1(01)	ETSO Article ETSO Article	1 1	00843 03243	manufactured manufactured
13. Remarks Bemerkungen for item 01 : License Number : EASA.210.322, Becker Article No.: 0588.695-915, Change index : HW 02 / SW 01 for item 02 : License Number : EASA.210.322, Becker Article No.: 0572.942-815						
14. Certifies that the items identified above were manufactured in conformity to Es wird bescheinigt, dass die oben aufgeführten Artikel, hergestellt wurden in Übereinstimmung mit <input checked="" type="checkbox"/> approved design data and are in condition for safe operation genehmigten Entwicklungsunterlagen und in einem Zustand für einen sicheren Betrieb sind <input type="checkbox"/> non-approved design data specified in block 13 in Field 13 aufgeführten, nicht genehmigten Konstruktionsunterlagen				19. <input type="checkbox"/> PART 145.A.50 Release to Service Freigabebescheinigung gemäß JAR 145.50 <input type="checkbox"/> Other regulation specified in block 13 Freigabebescheinigung gemäß in Rubrik 13 angegabener Vorschriften Certifies that unless otherwise specified in block 13, the work specified in block 12 and described in block 13, was accomplished in accordance with PART-145 and in respect to that work, the items are considered ready for release to service. Es wird bescheinigt, dass, sofern in Feld 13 nicht anders bestimmt ist, die in Feld 12 aufgeführten und in Feld 13 beschriebenen Arbeiten in Übereinstimmung mit Teil 145 durchgeführt wurden, und dass die Artikel im Hinblick auf diese Angaben bis dahin für die Freigabe zum Betrieb freigegeben werden.		
15. Authorized Signature Unterschrift der berechtigten Person 		16. Approval / Authorisation Number Genehmigungs- / Berechtigungsnummer <b>DE.21G.0075</b>		20. Authorized Signature Unterschrift der berechtigten Person		21. Certificate / Approval Reference Number Bescheinigungs- / Genehmigungsnummer <b>DE.145.0168</b>
17. Name Name <b>A. Fritz</b>		18. Date (d/m/y) Datum (Tag/Monat/Jahr) <b>05/Aug/2009</b>		22. Name Name		23. Date (d/m/y) Datum (Tag/Monat/Jahr)

EASA Form 1 - Issue 1  
EASA Formblatt 1 - Ausgabe 1

\* Intellex must cross-check eligibility with applicable technical data  
\* Der Verwendungs/erhaltende Betrieb ist verpflichtet, die Verwendbarkeit anhand der gelassenen technischen Unterlagen zu überprüfen

Registration #	Acft. Make / Model	Serial #	AFTT	Hour Meter
N908SE	SR 22	2135		662.6 hrs.

1. Installed Avidyne R9 Integrated Flight Display System with new instrument panel IAW Avidyne STC SA00282BO. See 337 for details.
2. Removed Garmin GMA-340 audio panel P/N 011-00401-10 S/N 96278420 and installed PS Engineering PMA-8000B audio panel P/N 050-8901-0402 S/N W04549 IAW Avidyne Installation Manual P/N 600-00160-000, Rev 2.
3. Removed Garmin GTX-327 Transponder P/N 011-00490-00 S/N 83725422 and installed Becker remote transponder P/N ATC4401-2-250 S/N 238. Installation accomplished IAW Avidyne drawing P/N 900-00185-000 Rev 00 dated 3-3-09 and Avidyne interface drawing P/N 901-00016-000.
4. Installed Avidyne EVS harness P/N 100-00434-000 for future Synthetic Vision Option. Work accomplished IAW AC43.13-1b Chapter 11.
5. Removed STEC autopilot programmer/computer P/N 01192-34-01T 00 S/N 0522-8364 and shipped to manufacture for software upgrade. Received upgraded unit and re-installed in aircraft same P/N and S/N. Work accomplished IAW Avidyne Installation Manual P/N 600-00160-000 Rev 2, and STEC Flight Line Maintenance Manual P/N 87102.
6. Relocated MLB XM antenna P/N AAATSR-01A S/N 6595 to aircraft exterior IAW Avidyne Drawing # 900-00162-000 Rev 00 dated 12-16-2008 and Avidyne Installation Manual P/N 600-00160-000 Rev 2.
7. Complied with the tests and inspections required by FAR 91.411 and FAR 43 Appendix E, (a), (b), & (c) on the standby altimeter, p/n 5934AD-3 s/n 458101.

**THE ARTICLES IDENTIFIED ABOVE WERE REPAIRED AND INSPECTED IN ACCORDANCE WITH CURRENT REGULATIONS OF THE FEDERAL AVIATION ADMINISTRATION AND ARE APPROVED FOR RETURN TO SERVICE.**

**PERTINENT DETAILS OF THE REPAIR ARE AT THIS REPAIR STATION UNDER WORK ORDER NO. 3247, DATED 09/15/2009.**

SIGNED \_\_\_\_\_  
  
\_\_\_\_\_  
 Title

AVIONICS



WO # 3393

145 TOWER AVENUE GROTON NEW LONDON AIRPORT GROTON, CT 06340  
FAA Approved Repair Station # L4AR428X Phone: 860-446-8621 Fax: 860-446-0329

Registration #	Acft. Make / Model	Serial #	AFTT	Hour Meter
N908SE	Cirrus SR 22	2135		681.6 hrs.

1. Removed the Skywatch TAS TRC 497, s/n 84111, and installed a serviceable unit, p/n 805-10800-001, s/n 83300, repaired by L-3 Communications, CRS # NN2R037L, under WO # 741682, dated 9/29/2009. Installation, antenna calibration, configuration, and operational check completed in accordance with L3 Skywatch I.M. 009-10800-001, Rev. F, dated 12/07/2006.

THE ARTICLE IDENTIFIED ABOVE WAS REPAIRED AND INSPECTED IN ACCORDANCE WITH CURRENT REGULATIONS OF THE FEDERAL AVIATION ADMINISTRATION AND IS APPROVED FOR RETURN TO SERVICE. PERTINENT DETAILS OF THE REPAIR ARE AT THIS REPAIR STATION UNDER WORK ORDER NO. 3393, DATED 10/13/2009.

SIGNED

John R. Shields


**AIRFRAME****LANMAR**  
AVIATION**WO # 3393**145 TOWER AVENUE GROTON NEW LONDON AIRPORT GROTON, CT 06340  
FAA Approved Repair Station # L4AR428X Phone: 860-446-8621 Fax: 860-446-0329

Registration #	Acft. Make / Model	Serial #	AFTT	Hour Meter
N908SE	Cirrus SR 22	2135		681.6 hrs.

1. Repaired a 1/2" dent at W.S. 45 and F.S. 150 on the l/h wing upper surface in accordance with Cirrus SR 22 M.M. Chapter 51-00.

THE AIRFRAME IDENTIFIED ABOVE WAS REPAIRED AND INSPECTED IN ACCORDANCE WITH CURRENT REGULATIONS OF THE FEDERAL AVIATION ADMINISTRATION AND IS APPROVED FOR RETURN TO SERVICE. PERTINENT DETAILS OF THE REPAIR ARE AT THIS REPAIR STATION UNDER WORK ORDER NO. 3393, DATED 10/13/2009.

SIGNED \_\_\_\_\_



John R. Shields



airframe 100

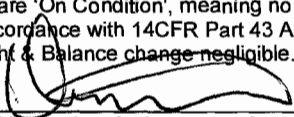
1. MLG strut grommets are torn. C/A: R&R MLG upper strut grommets, (2) P/N 16937-002. Bleed brakes to complete; IAW AMM 32.10

D-Discrepancy, C/A-Corrective Action, C/W-Complied with, IAW-In accordance with, AMM-Aircraft Maintenance Manual, P(S)/N-Part (Serial) Number, RGR-Removed and Replaced

This aircraft and/or component(s) identified above were repaired and inspected in accordance with current Federal Aviation Regulations and were found Airworthy for return to service.

Gary Gildner A&P 3119422

Removed Becker mode A / C transponder, (p/n ATC4401-2-250, s/n 238), and associated tray. Rewired existing Avidyne IFD to Becker Transponder interface and added additional wiring as necessary for mode S upgrade. Installed a new Becker transponder tray and Becker mode A / C / S transponder, (p/n BXP6402-1R-(01), s/n 843, HW 2, SW 1), in accordance with Becker Avionics BXP6402-1R-(XX) Installation and Operation Manual DV 69802.03 p/n 0584.071-071 dated 12/2005, Avidyne Drawing doc. # 901-00016-000 Rev 04, and Avidyne drawing doc. # 900-00185-000 Rev 00. Complied with post installation configuration, calibration, and ground checks in accordance with Becker Avionics BXP6402-1R-(XX) Installation and Operation Manual DV 69802.03 p/n 0584.071-071 dated 12/2005, and the Avidyne Entegra Integrated Flight Display Installation Manual, p/n 600-00160-000 Rev 03. Complied with 14CFR Part 43 Appendix F. Installation accomplished in accordance with AML STC SA00282BO Rev 03, and AML STC SA00282BO Master Document List as approved December 31, 2009. Instructions for Continued Airworthiness (ICA), for the Becker BXP6402-1R-(XX) are 'On Condition', meaning no regularly scheduled maintenance is required. The Transponder system must be tested biennially in accordance with 14CFR Part 43 Appendix F. Change in electrical load found negligible. No electro mechanical interference noted. Weight & Balance change negligible. Aircraft Equipment List revised. Filed FAA form 337 dated 02-05-10.

  
CRS LC1R291K

Frederick, MD - Landmark Aviation, FDK



330 Aviation Way  
Frederick, MD-21701  
301.662.8156

Model: **SR22**  
S/N: **2135**  
SO#: **FDK-10-10328**

Date: **January 22, 2010**  
Reg No: **N908SE**  
Hobbs: **718.4** Flt Hobbs: **609.0**

Removed and replaced IFD Compact Flash Cards. Updated both IFD software levels to 9.02. Reloaded 'Charts', 'Obstacle, and 'Nav Data'. Complied with post installation configuration, ground, and flight checks in accordance with Section 4 of Service Bulletin 601-00083-005 Rev 02 and Section 4.8 of the Entegra Integrated Flight Display Installation Manual, p/n 600-00160-000 Rev 03. Upgraded the 'Pilot's Guide' to p/n 600-00190 Rev 02. Complied with Avidyne Service Bulletin 601-00083-005 Rev 02, 'IFD Release 9.01 Upgrade to Release 9.02' (upgrade 700-00083-() IFD ACR software to p/n 530-00206-000 Rev 02 and VHF software to p/n 530-00182-000 Rev 02).

A handwritten signature in black ink, appearing to read 'David E. Shelton'.

CRS LC1R291K

David E. Shelton for Landmark Aviation-FDK



# MAJOR REPAIR AND ALTERATION (Airframe, Powerplant, Propeller, or Appliance)

Form Approved OMB No. 2120-0020 Electronic Tracking Number

For FAA Use Only

INSTRUCTIONS: Print or type all entries. See FAR 43.9, FAR 43 Appendix B, and AC 43.9-1 (or subsequent revision thereof) for instructions and disposition of this form. This report is required by law (49 U.S.C. §44701). Failure to report can result in a civil penalty not to exceed \$1,000 for each such violation (49 U.S.C §46301(a))

<b>1. Aircraft</b>	Nationality and Registration Mark <b>N908SE</b>	Serial Number <b>2135</b>		
	Make <b>CIRRUS</b>	Model <b>SR22</b>	Series	
<b>2. Owner</b>	Name (As shown on registration certificate) <b>TURRISI BRIAN C</b>		Address (As shown on registration certificate)	
			Address	<b>9407 TURNBERRY DR</b>
			City	<b>POTOMAC</b> State <b>MARYLAND</b>
			Zip	<b>20854-5447</b> Country <b>UNITED STATES</b>

3. For FAA Use Only

4. Type				5. Unit Identification	
Repair	Alteration	Unit	Make	Model	Serial No.
<input type="checkbox"/>	<input checked="" type="checkbox"/>	AIRFRAME	-----	(As described in item 1 above)	-----
<input type="checkbox"/>	<input type="checkbox"/>	POWERPLANT			
<input type="checkbox"/>	<input type="checkbox"/>	PROPELLER			
<input type="checkbox"/>	<input type="checkbox"/>	APPLIANCE	Type Manufacturer		

**6. Conformity Statement**

A. Agency's Name and Address	B. Kind of Agency	<input type="checkbox"/> Manufacturer <input type="checkbox"/> U.S. Certified Mechanic <input type="checkbox"/> Foreign Certified Mechanic <input checked="" type="checkbox"/> Certified Repair Station <input type="checkbox"/> Manufacturer
Name <b>Landmark Aviation</b>	C. Certificate No. <b>LC1R291K</b>	
Address <b>330 Aviation Way</b>		
City <b>Frederick</b> State <b>Md.</b>		
Zip <b>21701</b> Country <b>United States of America</b>		

D. I certify that the repair and/or alteration made to the unit(s) identified in item 4 above and described on the reverse or attachments hereto have been made in accordance with the requirements of Part 43 of the U.S. Federal Aviation Regulations and that the information furnished herein is true and correct to the best of my knowledge.

Extended range fuel per 14 CFR Part 43 App B	<input type="checkbox"/>	Signature/Date of Authorized Individual <b>2-5-2010</b>
--	--------------------------	--

**7. Approval for Return to Service**

Pursuant to the authority given persons specified below, the unit identified in item 5 was inspected in the manner prescribed by the Administrator of the Federal Aviation Administration and is  APPROVED  REJECTED

BY	<input type="checkbox"/> FAA Fit Standards Inspector	<input type="checkbox"/> Manufacturer	<input type="checkbox"/> Maintenance Organization	<input type="checkbox"/> Persons Approved by by Canadian Department of Transport
	<input type="checkbox"/> FAA Designee	<input checked="" type="checkbox"/> Repair Station	<input type="checkbox"/> Inspection Authorization	Other (Specify)

Certificate or Designation No. <b>LC1R291K</b>	Signature/Date of Authorized Individual <b>2-5-2010</b>
---	--



**NOTICE**

*Weight and balance or operating limitation changes shall be entered in the appropriate aircraft record. An alteration must be compatible with all previous alterations to assure continued conformity with the applicable airworthiness requirements.*

**8. Description of Work Accomplished**

*(If more space is required, attach additional sheets. Identify with aircraft nationality and registration mark and date work completed.)*

N908SE  
Nationally and Registration Mark

02/05/10  
Date

N908SE, Cirrus SR22, s/n 2135

This Form 337 describes the upgrade of the Becker mode A / C ATC Transponder previously approved under STC SA00282BO, to a Becker mode A / C / S ATC Transponder in accordance with AML STC SA00282BO Rev 03, and AML STC SA00282BO Master Document List as approved December 31, 2009.

1. Removed Becker mode A / C transponder, (p/n ATC4401-2-250, s/n 238), and associated tray. Rewired existing Avidyne IFD to Becker Transponder interface and added additional wiring as necessary for mode S upgrade.
2. Installed new Becker transponder tray and Becker mode A / C / S transponder, (p/n BXP6402-1R-(01), in accordance with Becker Avionics BXP6402-1R-(XX) Installation and Operation Manual DV 69802.03 p/n 0584.071-071 dated 12/2005, Avidyne Drawing doc. # 901-00016-000 Rev 04, and Avidyne drawing doc. # 900-00185-000 Rev 00.
3. Complied with post installation configuration, calibration, and ground checks in accordance with Becker Avionics BXP6402-1R-(XX) Installation and Operation Manual DV 69802.03 p/n 0584.071-071 dated 12/2005, and the Avidyne Entegra Integrated Flight Display Installation Manual, p/n 600-00160-000 Rev 03. Complied with Part 43 Appendix E (a) (c) and F.
4. Change in electrical load found negligible. No electro mechanical interference noted. Weight & Balance change negligible. Aircraft Equipment List revised.
5. Instructions for Continued Airworthiness (ICA), for the Becker BXP6402-1R-(XX) are 'On Condition', meaning no regularly scheduled maintenance is required. The Transponder system must be tested biennially in accordance with 14CFR Part 43 Appendix F.
6. Installation complies with the provisions of:  
AC43.13-1B Chapter 7 Sections 2 thru 5, Chapter 10 Section 2, Chapter 11 Sections 3 thru 17, Chapter 12 Section 2 thru 4  
Becker Avionics BXP6402-1R-(XX) Installation and Operation Manual DV 69802.03 p/n 0584.071-071 dated 12/2005, and the Avidyne Entegra Integrated Flight Display Installation Manual, p/n 600-00160-000 Rev 03.

\*\*\*\*\*END\*\*\*\*\*

Additional Sheets Are Attached

**Exec Air LLC**

Hilton Head Island Airport (HXD)

71 Summit Drive  
Hilton Head, SC 29926-3600  
(843) 681-4705  
info@ExecAirHiltonHead.com



Cirrus SR22  
S/N - 2135

**N908SE**

3/8/2010

C/W SB 2X-32-19 R2 "NOSE GEAR - Nose Landing Gear Assembly Inspection and Reinforcement, by installing kit P/N 70238-001.

D-Discrepancy, C/A-Corrective Action, C/W-Complied with; IAW-In accordance with; AMM-Aircraft Maintenance Manual P(S)/N-Part (Serial) Number RBR-Removed and Replaced

This aircraft and/or component(s) identified above were repaired and inspected in accordance with current Federal Aviation Regulations and were found Airworthy for return to service.

Ralf Schey, 496986186 IA

a  
i  
r  
i  
t  
e  
M  
e



Aircraft: 1908SE

Date: 6/18/10


Hobbs: 766.0

6/20/10

POST INSTALLATION FLIGHT  
PER MANUAL 600-00160-001  
CHECKOUT ALL OK

Installed Release 9.1 Software on the IFD System per  
Avidyne Service Bulletin 601-00083-015 Rev. 01

← Tuner

 AT206525332

**Exec Air LLC**

Hilton Head Island Airport (HXD)

71 Summit Drive  
Hilton Head, SC 29926  
(843) 681-4705  
info@ExecAirHH.com



Cirrus SR22  
S/N - 2135

**N908SE**

07/23/10 Hobbs: 779.7, Flt-663.5

1. 100Hour/Annual inspection complying with FAR 43 appendix D and IAW Cirrus AMM Chapter 5-20 Turbo
2. Performed ELT check IAW FAR 91.207 - satisfactory. Battery exp: Aug 2011
3. D: LH and RH under wing to fuselage fairings loose. C/A: Removed existing tape, cleaned and prepad area. Secured fairings with new tape.
4. D: LH wheel pant bracket cracked. R&R wheel pant bracket
5. D: Brake pads and rotors worn beyond limits. R&R brake pads P/N 066-06200 and rotors with P/N 164-02504

D-Discrepancy; C/A-Corrective Action; C/W-Complied with; IAW-in accordance with; AMM-Aircraft Maintenance Manual; P(S)/N-Part (Serial) Number; R&R-Removed and Replaced

This aircraft and/or component(s) identified above were repaired and inspected in accordance with current Federal Aviation Regulations and were found Airworthy for return to service.

Derek Edgerton 3165126 A&P

That this aircraft has been inspected in accordance with an Annual inspection and was determined to be in airworthy condition. P-M Schey, 496986186 IA

Airframe



**LANDMARK  
AVIATION**

330 Aviation Way  
Frederick, MD-21701  
301.662.8156

Model: SR22  
S/N: 2135  
SO#: A05-10-11038

Date: September 20, 2010  
Reg No: N908SE  
Hobbs: 803.7 Flt Hobbs: 685.1

Removed right ACR-132 Blade, (p/n 710-00110-000, s/n M092760691) and installed exchange ACR-132, (p/n 710-00110-000, s/n M092355415). Removed and replaced left and right ACR 132 Blade compact flash cards with 2 new supplied from Avidyne in accordance with EIFD System MM, p/n 600-00234-004, and SIL p/n 606-00083-001 Rev 01. Reloaded Obstacle, NavData, Charts, and Checklist. Complied with post installation configuration, calibration, and ground checks in accordance with the manufacturer's installation manual.

  
CRS LC1R291K  
David E. Shelton for Landmark Aviation-FDK

## INSPECTION RECORD



**LANDMARK**  
AVIATION

330 Aviation Way  
Frederick, MD-21701  
301.662.8156

Model: SR22  
S/N: 2135  
SO#: A05-10-11038

Date: December 10, 2010  
Reg No: N908SE  
Hobbs: 830.7 Flt Hobbs: 708.9

Updated system software to version 9.1.1 in accordance with the IFD System IM 600-00160-000, and IFD ICA AVIFD-016 Rev 04. Complied with Avidyne Service Bulletin 601-00083-021 Rev 00, "IFD Release 9.1 Upgrade to Release 9.1.1".

  
CRS LC1R291K  
David E. Shelton for Landmark Aviation-FDK



**LANDMARK**  
AVIATION

330 Aviation Way  
Frederick, MD-21701  
301.662.8156

Model: SR22  
S/N: 2135  
SO#: A05-10-11038

Date: September 20, 2010  
Reg No: N908SE  
Hobbs: 803.7 Flt Hobbs: 685.1

Removed right ACR-132 Blade, (p/n 710-00110-000, s/n M092760691) and installed exchange ACR-132, (p/n 710-00110-000, s/n M092355415). Removed and replaced left and right ACR 132 Blade compact flash cards with 2 new supplied from Avidyne in accordance with EIFD System MM, p/n 600-00234-004, and SIL p/n 606-00083-001 Rev 01. Reloaded Obstacle, NavData, Charts, and Checklist. Complied with post installation configuration, calibration, and ground checks in accordance with the manufacturer's installation manual.

  
CRS LC1R291K  
David E. Shelton for Landmark Aviation-FDK




**LANDMARK**  
AVIATION

330 Aviation Way  
Frederick, MD-21701  
301.662.8156

Model: SR22  
S/N: 2135  
SO#: A05-10-11107

Date: December 14, 2010  
Reg No: N908SE  
Hobbs: 830.7 Flt Hobbs: 708.9

Removed and replaced all area washers (AN970-3) associated with both VHF Comm antennas, Stormscope Processor mounting tray and Sensor. Cleaned and treated all bonding points associated with both VHF antennas, Stormscope Processor and Sensor. Repaired and properly terminated Stormscope Processor HIRF Overbraid at processor end. Cleaned all bonding surfaces for upper and lower engine cowlings. All maintenance performed IAW CDC SR22 MM Chapters; 20-00, 23-00, 34-40, 34-50, 51-00, & 53-00.

  
CRS LC1R291K  
David E. Shelton for Landmark Aviation-FDK



N908SE

Date/Feb/21/2011

Hobbs/854.2

Removed stock wheel pants  
and installed LoPresti.

IceSkates p/n LSM-800-022-1/-2 main pants and  
nose pant assemblies LSM-800-016-5/-11, LSM-  
800-016-1/-15, and LSM-800-016-3/-13 and all  
associated hardware IAW LoPresti Drawings  
LSM-800-020 REV D and returned aircraft to  
service.

Edward Hitt AP2779168IA





**LANDMARK**  
A V I A T I O N

330 Aviation Way  
Frederick, MD-21701  
301.662.8156

Model: **SR22**  
S/N: **2135**  
SO#: **A05-11-11306**

Date: **March 13, 2011**  
Reg No: **N908SE**  
Hobbs: **861.7** Flt Hobbs: **736.8**

Complied with Avidyne Service Bulletin 601-00083-022 Rev 00, 'IFD Release 9.1/9.1.1 Upgrade to Release 9.2.1'. Complied with post installation configuration, calibration, and ground checks in accordance with the Avidyne IFD System IM 600-00160-000. Removed S-Tec System 55X autopilot computer / programmer, (p/n 01192-34-61T-30, s/n 0522-8364, HW AP & AR, SW AE & AF). Performed hardware modifications in accordance with Avidyne drawing # 900-00195-000. Installed a new Avidyne DFC-100 Autopilot, (p/n 700-00170-001 Rev 01, s/n M110330335, mod none, sw 530-00219-000 Rev 00). Complied with post installation configurations, ground, and flight checks in accordance with the DFC Autopilot Series Installation Manual, p/n 600-00251-000 Rev 04. No change in electrical load, and no adverse interference was noted. No change in Weight & Balance data.

Inserted the FAA Approved Aircraft Flight Manual Supplement (AFMS) p/n 600-00271-000 Rev 00 dated February 3, 2011 in the aircraft Pilot's Operating Handbook (POH). Inserted the Avidyne DFC-100 Instructions for Continued Airworthiness, document no. AVDFC-030 Rev 02, Avidyne IFD Instructions for Continued Airworthiness, document no. AVIFD-016 Rev 06, and a copy of FAA form 337 dated 03-13-11 in the aircraft records. Filed FAA form 337. Installation conforms to STC SA00296BO.

  
CRS LC1R291K  
David E. Shelton for Landmark Aviation-FDK





330 Aviation Way  
Frederick, MD 21701  
301-662-8156  
CRS LC1R291K

Date: 4/20/2011; Aircraft: N908SE; Hobbs: 872.1  
Shop Order #: S05-11-60360

AIRFRAME LOG ENTRY:

Serviced, charged and installed new Gill G243 battery, s/n G02558159. Charging system operationally checked ok

A handwritten signature in black ink, appearing to read "C. John Cigaluga".

C. John Cigaluga for Landmark Aviation CRS LC1R291K

INSPECTION RECORD  
F.A.R. 43.11-91.409

FOR SERVICE

AvDyne AeroServices, LLC

MAKE: Cirrus

DATE: 08/09/11

MODEL: SR22

WORKORDER: 11-08-001

SERIAL NO.: 2135

TOTAL TIME: 909.2

REGISTRATION NO.: N908SE

TAC TIME: 778.5

1. Completed annual inspection airframe in accordance with FAR 43 appendix "D".
2. Completed annual inspection per Cirrus maintenance manual.
3. Flight controls travel and cable tension check okay.
4. Lubricated aircraft per Cirrus maintenance manual.
5. ELT inspected and tested per FAR91.207D. ops check okay ELT battery due Feb. 2017.
6. Replaced ELT battery PN 455-0012.
7. Replaced ELT remote battery PN 28L.
8. Replaced #2 battery PN 50979-001.
9. Replaced rudder-aileron interconnect shock cord PN 12983-001.
10. Replaced magneto upper deck air filter PN 1396-2.
11. Replaced oil pressure sensor PN 12635-002.
12. Replaced nose fork bushing PN 50543-001, 50544-001, 50545-001 and set pivot friction to 22lbs.
13. Replaced heater tubes PN 04-6400001-5-720-4 and 04-64-00001-5-140-4.
14. Complied with Cirrus field repair deviation SR22-1922. Installed copper tape.
15. AD's researched thru 08/09/2011.

////////////////////////////////////END////////////////////////////////////

This aircraft and or component identified above was repaired and inspected in accordance with current Federal Aviation Regulations and was found airworthy for return to service. Pertinent details of the repair are on file at agency under Work Order No.: 11-08-001  
Date: 08/09/11

Signed:

for AvDyne AeroServices LLC CRS #Y7NR985Y

INSPECTION RECORD  
F.A.R. 43.11-91.409

DATE	AIRCRAFT TIME IN SERVICE	KIND OF INSPECTION - STATUS & DISCREPANCY LIST SIGNATURE - CERT. NO. OF PERSON APPROVING OR DISSAPPROVING AIRCRAFT FOR SERVICE
------	-----------------------------	---

**AVIONICS**

**LANMAR AVIATION**

**WO # 3247**

145 TOWER AVENUE GROTON NEW LONDON AIRPORT GROTON, CT 06340  
FAA Approved Repair Station # L4AR428X Phone: 860-446-8621 Fax: 860-446-0329

Registration #	Acft. Make / Model	Serial #	AFTT	Hour Meter
N908SE	SR 22	2135		662.6 hrs.

1. Installed Avidyne R9 Integrated Flight Display System with new instrument panel IAW Avidyne STC SA00282BQ. See 337 for details.
2. Removed Garmin GMA-340 audio panel P/N 011-00401-10 S/N 96278420 and installed PS Engineering PMA-8000B audio panel P/N 050-8901-0402 S/N W04549 IAW Avidyne Installation Manual P/N 600-00180-000, Rev 2.
3. Removed Garmin GTX-327 Transponder P/N 011-00490-00 S/N 83725422 and installed Becker remote transponder P/N ATC4401-2-250 S/N 238. Installation accomplished IAW Avidyne drawing P/N 900-00185-000 Rev 00 dated 3-3-09 and Avidyne interface drawing P/N 901-00016-000.
4. Installed Avidyne EVS harness P/N 100-00434-000 for future Synthetic Vision Option. Work accomplished IAW AC43.13-1b Chapter 11.
5. Removed STEC autopilot programmer/computer P/N 01192-34-61T 33 S/N 0523-8364 and shipped to manufacture for software upgrade. Received upgraded unit and re-installed in aircraft same P/N and S/N. Work accomplished IAW Avidyne Installation Manual P/N 600-00160-000 Rev 2, and STEC Flight Line Maintenance Manual P/N 87102.
6. Relocated MLB XM antenna P/N AAATSR-01A S/N 6595 to aircraft exterior IAW Avidyne Drawing # 900-00162-000 Rev 00 dated 12-16-2008 and Avidyne Installation Manual P/N 600-00160-000 Rev 2.
7. Complied with the tests and inspections required by FAR 91.411 and FAR 43 Appendix E, (a), (b), & (c) on the standby altimeter, p/n 5934AD-3 s/n 458101.

THE ARTICLES IDENTIFIED ABOVE WERE REPAIRED AND INSPECTED IN ACCORDANCE WITH CURRENT REGULATIONS OF THE FEDERAL AVIATION ADMINISTRATION AND ARE APPROVED FOR RETURN TO SERVICE.

PERTINENT DETAILS OF THE REPAIR ARE AT THIS REPAIR STATION UNDER WORK ORDER NO. 3247, DATED 09/15/2009.

SIGNED \_\_\_\_\_

  
/ John D. Kishler



**Frederick Flight Center, Inc., 330 Aviation Way, Frederick MD 21701 800-355-0620**  
**Tail Number: N908S**  
**Tach:802.7**

Bled and removed aircraft oxygen bottle and sent out to be hydrostatically tested by Brass anchor scuba. Re-installed empty oxygen bottle IAW STC #SA01708SE instructions for continued airworthiness -----  
END-----

Jonathan Chanto

A handwritten signature in black ink, appearing to read "Jonathan Chanto", written over a horizontal line.

A&P 3177873 10/14/2011



**LANDMARK**  
A V I A T I O N

330 Aviation Way  
Frederick, MD-21701  
301.662.8156

Model: **SR22**  
S/N: 2135  
SO#: **A05-12-11920**

Date: **March 1, 2012**  
Reg No: **N908SE**  
Hobbs: **990.7** Flt Hobbs: **850.7**

Complied with Avidyne Service Bulletin 601-00083-025 Rev. 02 "IFD Release 9.1/9.1.1/9.2.1/9.2.2 Upgrade to Release 9.2.3".  
**Complied with FAR 91.413**, ATC transponder biennial tests and inspections, in accordance with 14CFR Part 43 Appendix F.  
Transponder: Becker, p/n BXP6402-1R-(01), s/n 843, mods 2, sw 1

CRS LC1R291K

David E. Shelton for Landmark Aviation-FDK



330 Aviation Way  
Frederick, MD 21701  
301-662-8156  
CRS LC1R291K

Date: 5/18/2012; Aircraft: N908SE; Hobbs: 1019.8; Total Time: 876.6  
Shop Order #: S05-12-60979

AIRFRAME LOG ENTRY:

Resecured ventilation fan knob.

*John*  
C. John Colajuca for Landmark Aviation CRS LC1R291K



**LANDMARK**  
AVIATION

330 Aviation Way  
Frederick, MD 21701  
301-662-8156  
CRS LC1R291K

Date: 6/19/2012; Aircraft: N908SE; Tach: 886.7  
Shop Order #: S05-12-61023  
Replaced line cutters, installed s/n's 2726 and 2810 both from lot number 1RRL0212 with a  
manufacture date of 2/12. Line cutters now due replacement on or before 2/18.

  
C. John Colaiacovo for Landmark Aviation CRS LC1R291K



**LANDMARK**  
AVIATION

330 Aviation Way  
Frederick, MD-21701  
301.662.8156

Model: SR22  
S/N: 2135  
SO#: A05-11-11439

Date: August 21, 2011  
Reg No: N908SE  
Hobbs: 1054.3 Flt Hobbs: 906.1

Installed a Max-Viz EVS-600 camera, (p/n 756500053, s/n 250014), on left wing access panel at WS 54.30" in accordance with Max-Viz EVS-600 Installation Instructions, One Sky document 34-03-06. The EVS-600 camera is interfaced to the Avidyne Release 9 left and right IFD. Power provided via a 3 amp "EVS" circuit breaker attached to the avionics buss. Complied with Avidyne Service Bulletin 601-00083-012 "EVS Enable". Complied with post installation ground checks in accordance with manufacturer's installation instructions. Installation performed in accordance with Max-Viz EVS-600 Installation Instructions, One Sky Aviation document 34-03-06 Rev 2 dated 06/06/12. Change in electrical load found negligible. No electro mechanical interference noted. Aircraft Weight & Balance and Equipment List revised. Inserted the FAA Approved Aircraft Flight Manual Supplement (AFMS), One Sky Aviation document 32-03-04 Rev 1 dated June 17, 2011 in the aircraft Pilot's Operating Handbook (POH). Inserted the Max-Viz EVS-600 Enhanced Vision System (EVS) Instructions for Continued Airworthiness, One Sky Aviation document no. 34-03-05 Rev 2 dated 11/2/2011, a copy of STC SA02329AK on Cirrus models SR20 and SR22, and a copy of FAA form 337 dated 08-21-2012 in the aircraft records.

  
CRS LC1R291K  
David E. Shelton for Landmark Aviation-FDK





# MAJOR REPAIR AND ALTERATION (Airframe, Powerplant, Propeller, or Appliance)

 Form Approved  
OMB No. 2120-0029

Electronic Tracking Number

For FAA Use Only

INSTRUCTIONS: Print or type all entries. See FAR 43.9, FAR 43 Appendix B, and AC 43.9-1 (or subsequent revision thereof) for instructions and disposition of this form. This report is required by law (49 U.S.C. §44701). Failure to report can result in a civil penalty not to exceed \$1,000 for each such violation (49 U.S.C §46301(a))

<b>1. Aircraft</b>	Nationality and Registration Mark <b>N908SE</b>	Serial Number <b>2135</b>	
	Make <b>CIRRUS DESIGN CORP</b>	Model <b>SR22</b>	Series
<b>2. Owner</b>	Name (As shown on registration certificate) <b>TURRISI BRIAN C</b>		
	Address (As shown on registration certificate)		
	Address	<b>9407 TURNBERRY DR</b>	
	City	<b>POTOMAC</b>	State <b>MARYLAND</b>
	Zip	<b>20854-5447</b>	Country <b>UNITED STATES</b>

3. For FAA Use Only

4. Type			5. Unit Identification		
Repair	Alteration	Unit	Make	Model	Serial No.
<input type="checkbox"/>	<input checked="" type="checkbox"/>	AIRFRAME	-----	(As described in item 1 above)	-----
<input type="checkbox"/>	<input type="checkbox"/>	POWERPLANT			
<input type="checkbox"/>	<input type="checkbox"/>	PROPELLER			
<input type="checkbox"/>	<input type="checkbox"/>	APPLIANCE	Type Manufacturer		

### 6. Conformity Statement

<b>A. Agency's Name and Address</b> Name <b>Landmark Aviation</b> Address <b>330 Aviation Way</b> City <b>Frederick State Md.</b> Zip <b>21701</b> Country <b>United States of America</b>	<b>B. Kind of Agency</b> <input type="checkbox"/> U.S. Certified Mechanic <input type="checkbox"/> Foreign Certified Mechanic <input checked="" type="checkbox"/> Certified Repair Station <input type="checkbox"/> Manufacturer	<input type="checkbox"/> Manufacturer <b>C. Certificate No.</b> <b>LC1R291K</b>
--	--	---

D. I certify that the repair and/or alteration made to the unit(s) identified in item 4 above and described on the reverse or attachments hereto have been made in accordance with the requirements of Part 43 of the U.S. Federal Aviation Regulations and that the information furnished herein is true and correct to the best of my knowledge.

Extended range fuel per 14 CFR Part 43 App B <input type="checkbox"/>	Signature/Date of Authorized Individual David Shelton for Landmark Aviation August 21, 2012
---	--

### 7. Approval for Return to Service

Pursuant to the authority given persons specified below, the unit identified in item 5 was inspected in the manner prescribed by the Administrator of the Federal Aviation Administration and is  APPROVED  REJECTED

BY	<input type="checkbox"/> FAA Fit Standards Inspector	<input type="checkbox"/> Manufacturer	<input type="checkbox"/> Maintenance Organization	<input type="checkbox"/> Persons Approved by by Canadian Department of Transport Other (Specify)
	<input type="checkbox"/> FAA Designee	<input checked="" type="checkbox"/> Repair Station	<input type="checkbox"/> Inspection Authorization	

Certificate or Designation No. <b>LC1R291K</b>	Signature/Date of Authorized Individual David Shelton for Landmark Aviation August 21, 2012
---	--

**NOTICE**

*Weight and balance or operating limitation changes shall be entered in the appropriate aircraft record. An alteration must be compatible with all previous alterations to assure continued conformity with the applicable airworthiness requirements.*

**8. Description of Work Accomplished**

*(If more space is required, attach additional sheets. Identify with aircraft nationality and registration mark and date work completed.)*

N908SE  
Nationality and Registration Mark

08/21/12  
Date

N908SE, Cirrus SR22, s/n 2135

This Form 337 describes the installation of a new Max-Viz EVS-600 Enhanced Vision System (EVS) in accordance with One Sky Aviation STC SA02329AK on Cirrus models SR20 and SR22 as amended July 10, 2012.

1. Installed a Max-Viz EVS-600 Enhanced Vision Camera, (p/n 756500053), on left wing access panel at WS 54.30" in accordance with Max-Viz EVS-600 Installation Instructions, One Sky document 34-03-06.
2. Routed existing EVS wiring harness through left wing root and terminated through connection to EVS-600 camera. The EVS-600 camera is interfaced to the Avidyne Release 9 left and right IFD. Power provided via a 3 amp "EVS" circuit breaker attached to the avionics buss.
3. Complied with post installation configurations, calibrations, and ground checks in accordance with manufacturer's installation instructions. The equipment performed satisfactorily and did not adversely affect existing components or systems in the aircraft as required by 14CFR 23.1351. Electrical load calculated as less than 80% of charging capacity. No electro-mechanical interference noted. Weight & Balance and Equipment List revised. Complied with 14CFR Part 43.9 maintenance records entry.
4. Inserted the FAA Approved Aircraft Flight Manual Supplement (AFMS), One Sky Aviation document 32-03-04 Rev 1 dated June 17, 2011 in the aircraft Pilot's Operating Handbook (POH).
5. Inserted the Max-Viz EVS-600 Enhanced Vision System (EVS) Instructions for Continued Airworthiness, One Sky Aviation document no. 34-03-05 Rev 2 dated 11/2/2011, a copy of STC SA02329AK on Cirrus models SR20 and SR22, and a copy of FAA form 337 in the aircraft records.
6. The above equipment was installed in accordance with the following manufacturer's installation manual: Max-Viz EVS-600 Installation Instructions, One Sky Aviation document 34-03-06 Rev 2 dated 06/06/12.
7. This installation complies with provisions of:  
AC43.13-1B CHG 1 Chapter 7 Sect 2-5, Chapter 11 Sect 3-17, Chapter 12 Sect 1-3,  
AC43.13-2B; Chapter 1 Para 106-114, Chapter 2 Para 201-210, Chapter 3 Para 301-309.

\*\*\*\*\*END\*\*\*\*\*

Additional Sheets Are Attached




**LANDMARK**  
AVIATION

330 Aviation Way  
Frederick, MD 21701  
301-662-8156  
CRS LC1R291K

Date: 9/07/2012; Aircraft: N908SE; Tach: 906.1; Total Time: 906.1  
Shop Order #: S05-12-61127

Installed new p/n 7041-1-021-2396 seat harness in co-pilot position and verified correct operation with AmSafe tester. Installed new 20665-002 aft cowling close out. Re-applied prop deice boot edge sealant. Installed new chafe pad, adjusted and secured air inlet "Y" to eliminate chafing on engine case. Stop drilled minor cracks on air filter box. Repositioned and secured number 5 cylinder CHT probe harness. Tightened and re-safetied push-pull tube bolt at elevator bellcrank. Mounted, balanced and installed recap tire s/n B5F42910 on right main using new tube. Mounted, balanced and installed recap tire s/n 60947181 on left main using new tube. Applied chafe tape to both wheel fairings. Re soldered wires to alternate air door light switch. Secured back shell of connector for pilot's AmSafe seat belt. Tightened oxygen bottle forward mounting strap. Re secured right tow lug using Lock-Tite. Corrected installation of rudder/aileron interconnect bungee. CW yearly ELT inspection per FAR 91.207(d), no defects found and noted battery change due by Feb 2017. CW ICA for K&N air filter by cleaning and recharging with approved recharge kit. I certify that this aircraft has been inspected in accordance with an annual inspection and has been approved for return to service.

  
C. John Cefaluca for Landmark Aviation CRS LC1R291K

Airframe Logbook Entry	<b>Paragon Aircraft Service, Inc.</b> 19 Wright Way, Fairfield, NJ 07004 Phone: (973)575-0364 Fax (973)244-1884						Authorized Cirrus Service Center	
	<b>Date</b>	<b>N' Number</b>	<b>Make/Model</b>	<b>Serial#</b>	<b>Flight</b>	<b>Hobbs</b>		<b>Total Time</b>
	2/1/2013	N908SE	Cirrus SR22	2135	968.5	1123.8	968.5	7436
Installed and rigged new right slave wastegate. Replaced worn clevis pins for wastegate control cable. Replaced worn left and right turbocharger support rod upper wear sleeves and bushings. Replaced tailpipe V-band clamps. All work done I/A/W Tornado Alley maintenance instructions.								
<i>I certify that the work described above was performed satisfactorily and in accordance with approved/acceptable data and is approved for return to service with regard to work performed.</i>								
<b>Authorized Signature:</b>						Steven VanderValk A&P 2919106		

3/24/2013

N908SE Cirrus SR22

983.9 Tach

Fifteen hour inspection performed today with oil change, battery servicing and general inspection. Oil filter replaced and filled with 8 quarts of Phillips Xc 20W-50 oil. One battery cell serviced with water.

Brian Turrisi Certificate # 2170604

Date: 9/04/2013; Aircraft: 908SE; Type: CIRRUS SR-22; S/N: 21345; Hobbs: 1200.20; Tach: 1036.90; Total Time: 1036.90; Engine - Type: IO-550 V (42), S/N: 689895, Time: 1036.90; Prop - Type: , S/N.:, Time: 1036.90

Date: 9/04/2013; Aircraft: 908SE; Type: CIRRUS SR-22; S/N: 21345; Hobbs: 1200.20; Tach: 1036.90; Total Time: 1036.90; Engine - Type: IO-550 -N (42), S/N: 689895, Time: 1036.90; Prop - Type: , S/N.:, Time: 1036.90

\*AVIONICS\*\*

\*\*AVIONICS\*\*

Performed the 91.411 and 91.413 tests on altimeters / transponder and found both systems to be within limits in accordance with FAR Part 43 appendix E and F.

-Performed the 91.411 and 91.413 tests on altimeters / transponder and found both systems to be within limits in accordance with FAR Part 43 appendix E and F.

PFD

MFD

91.411 and 91.413 Calibration Record

91.411 and 91.413 Calibration Record

Dominion Aviation CRS #ODAR018H  
7511 Airfield Dr. Richmond VA 23237  
804-271-7793

Dominion Aviation CRS #ODAR018H  
7511 Airfield Dr. Richmond VA 23237  
804-271-7793

Table with columns: Aircraft Tail #, Date, P/N, S/N, Position, Altitude, Scale, Error, Tolerance, Friction, Measured, Tolerance, Data Correspondence, Out of Range, Hysteresis, Baro Scale Error, Transponder Test Results, MTL Difference, ATCRBS only all call, Case Leak, After Effect, Altimeter Tested, Mode S UELM, Mode S all call, Diversity, Mode S, Format.

Table with columns: Aircraft Tail #, Date, P/N, S/N, Position, Altitude, Scale, Error, Tolerance, Friction, Measured, Tolerance, Data Correspondence, Out of Range, Hysteresis, Baro Scale Error, Transponder Test Results, MTL Difference, ATCRBS only all call, Case Leak, After Effect, Altimeter Tested, Mode S UELM, Mode S all call, Diversity, Mode S, Format.

I certify that the altimeter and static system test required by 14 CFR 91.411 and the transponder tests, including data correspondence, required by 14 CFR 91.413, have been performed and found to comply with 14 part 43, appendix E and F.

I certify that the altimeter and static system test required by 14 CFR 91.411 and the transponder tests, including data correspondence, required by 14 CFR 91.413, have been performed and found to comply with 14 part 43, appendix E and F.

Work Order # 24579  
Signature [Handwritten Signature]

Work Order # 24579  
Signature [Handwritten Signature]

Dominion Aviation Service CRS# ODAR-018H  
7511 Airfield Dr  
Richmond VA, 23237  
(804) 271-7793

Dominion Aviation Service CRS# ODAR-018H  
7511 Airfield Dr  
Richmond VA, 23237  
(804) 271-7793



Date: 9/04/2013; Aircraft: 908SE; Type: CIRRUS SR-22; S/N: 21345;  
 Hobbs: 1200.20; Tach: 1036.90; Total Time: 1036.90; Engine - Type: IO-550  
 (42), S/N: 689895, Time: 1036.90; Prop - Type: , S/N:, Time: 1036.90

AVIONICS\*\*

Performed the 91.411 and 91.413 tests on altimeters / transponder and  
 and both systems to be within limits in accordance with FAR Part 43  
 appendix E and F.

## #1 Standby 91.411 and 91.413 Calibration Record

Dominion Aviation CRS #ODAR018H  
 7511 Airfield Dr. Richmond VA 23237  
 (804) 271-7793

Aircraft Tail #		N908SE		S/N:		2135																																																																																																																																																																																																																																																																							
Date:		8/30/2013		S.O. #		24579 #2																																																																																																																																																																																																																																																																							
<table border="1"> <tr> <th colspan="4">Altimeter</th> <th colspan="4">Transponder</th> </tr> <tr> <td colspan="4">5934AD-3</td> <td colspan="4">PFD</td> </tr> <tr> <td colspan="4">468101</td> <td colspan="4">Squawk</td> </tr> <tr> <td colspan="4">#1 Standby</td> <td colspan="4">Pitot/Static</td> </tr> <tr> <th rowspan="2">Altitude</th> <th colspan="2">Scale</th> <th colspan="2">Friction</th> <th colspan="2">Data Correspondence</th> <th rowspan="2">Pass</th> </tr> <tr> <th>Error</th> <th>Tolerance ± ft</th> <th>Measured</th> <th>Tolerance ± ft</th> <th>On</th> <th>Off</th> </tr> <tr><td>-1000</td><td>20</td><td>20</td><td></td><td></td><td></td><td></td><td></td></tr> <tr><td>0</td><td>15</td><td>20</td><td></td><td></td><td></td><td></td><td></td></tr> <tr><td>500</td><td>15</td><td>20</td><td></td><td></td><td></td><td></td><td></td></tr> <tr><td>1000</td><td>15</td><td>20</td><td>15</td><td>70</td><td></td><td></td><td></td></tr> <tr><td>1500</td><td>10</td><td>25</td><td></td><td></td><td></td><td></td><td></td></tr> <tr><td>2000</td><td>20</td><td>30</td><td>20</td><td>70</td><td></td><td></td><td></td></tr> <tr><td>3000</td><td>25</td><td>30</td><td>20</td><td>70</td><td></td><td></td><td></td></tr> <tr><td>4000</td><td>30</td><td>35</td><td></td><td></td><td></td><td></td><td></td></tr> <tr><td>5000</td><td>20</td><td>40</td><td>25</td><td>70</td><td></td><td></td><td></td></tr> <tr><td>6000</td><td>20</td><td>40</td><td></td><td></td><td></td><td></td><td></td></tr> <tr><td>8000</td><td>10</td><td>60</td><td></td><td></td><td></td><td></td><td></td></tr> <tr><td>10000</td><td>5</td><td>80</td><td>20</td><td>80</td><td></td><td></td><td></td></tr> <tr><td>12000</td><td>0</td><td>90</td><td></td><td></td><td></td><td></td><td></td></tr> <tr><td>14000</td><td>-20</td><td>100</td><td></td><td></td><td></td><td></td><td></td></tr> <tr><td>15000</td><td>-15</td><td>100</td><td>30</td><td>90</td><td></td><td></td><td></td></tr> <tr><td>16000</td><td>0</td><td>110</td><td></td><td></td><td></td><td></td><td></td></tr> <tr><td>18000</td><td>0</td><td>120</td><td></td><td></td><td></td><td></td><td></td></tr> <tr><td>20000</td><td>20</td><td>130</td><td>40</td><td>100</td><td></td><td></td><td></td></tr> <tr><td>22000</td><td>20</td><td>140</td><td></td><td></td><td></td><td></td><td></td></tr> <tr><td>25000</td><td>50</td><td>155</td><td>60</td><td>120</td><td></td><td></td><td></td></tr> <tr><td>30000</td><td>150</td><td>180</td><td></td><td></td><td></td><td></td><td></td></tr> <tr><td>35000</td><td>250</td><td>200</td><td></td><td></td><td></td><td></td><td></td></tr> <tr><td>40000</td><td>350</td><td>220</td><td></td><td></td><td></td><td></td><td></td></tr> <tr><td>45000</td><td>450</td><td>240</td><td></td><td></td><td></td><td></td><td></td></tr> <tr><td>50000</td><td>550</td><td>260</td><td></td><td></td><td></td><td></td><td></td></tr> <tr><td>55000</td><td>650</td><td>280</td><td></td><td></td><td></td><td></td><td></td></tr> <tr><td>60000</td><td>750</td><td>300</td><td></td><td></td><td></td><td></td><td></td></tr> </table>								Altimeter				Transponder				5934AD-3				PFD				468101				Squawk				#1 Standby				Pitot/Static				Altitude	Scale		Friction		Data Correspondence		Pass	Error	Tolerance ± ft	Measured	Tolerance ± ft	On	Off	-1000	20	20						0	15	20						500	15	20						1000	15	20	15	70				1500	10	25						2000	20	30	20	70				3000	25	30	20	70				4000	30	35						5000	20	40	25	70				6000	20	40						8000	10	60						10000	5	80	20	80				12000	0	90						14000	-20	100						15000	-15	100	30	90				16000	0	110						18000	0	120						20000	20	130	40	100				22000	20	140						25000	50	155	60	120				30000	150	180						35000	250	200						40000	350	220						45000	450	240						50000	550	260						55000	650	280						60000	750	300					
Altimeter				Transponder																																																																																																																																																																																																																																																																									
5934AD-3				PFD																																																																																																																																																																																																																																																																									
468101				Squawk																																																																																																																																																																																																																																																																									
#1 Standby				Pitot/Static																																																																																																																																																																																																																																																																									
Altitude	Scale		Friction		Data Correspondence		Pass																																																																																																																																																																																																																																																																						
	Error	Tolerance ± ft	Measured	Tolerance ± ft	On	Off																																																																																																																																																																																																																																																																							
-1000	20	20																																																																																																																																																																																																																																																																											
0	15	20																																																																																																																																																																																																																																																																											
500	15	20																																																																																																																																																																																																																																																																											
1000	15	20	15	70																																																																																																																																																																																																																																																																									
1500	10	25																																																																																																																																																																																																																																																																											
2000	20	30	20	70																																																																																																																																																																																																																																																																									
3000	25	30	20	70																																																																																																																																																																																																																																																																									
4000	30	35																																																																																																																																																																																																																																																																											
5000	20	40	25	70																																																																																																																																																																																																																																																																									
6000	20	40																																																																																																																																																																																																																																																																											
8000	10	60																																																																																																																																																																																																																																																																											
10000	5	80	20	80																																																																																																																																																																																																																																																																									
12000	0	90																																																																																																																																																																																																																																																																											
14000	-20	100																																																																																																																																																																																																																																																																											
15000	-15	100	30	90																																																																																																																																																																																																																																																																									
16000	0	110																																																																																																																																																																																																																																																																											
18000	0	120																																																																																																																																																																																																																																																																											
20000	20	130	40	100																																																																																																																																																																																																																																																																									
22000	20	140																																																																																																																																																																																																																																																																											
25000	50	155	60	120																																																																																																																																																																																																																																																																									
30000	150	180																																																																																																																																																																																																																																																																											
35000	250	200																																																																																																																																																																																																																																																																											
40000	350	220																																																																																																																																																																																																																																																																											
45000	450	240																																																																																																																																																																																																																																																																											
50000	550	260																																																																																																																																																																																																																																																																											
55000	650	280																																																																																																																																																																																																																																																																											
60000	750	300																																																																																																																																																																																																																																																																											
<table border="1"> <tr> <th colspan="4">Hysteresis</th> <th colspan="4">Transponder</th> </tr> <tr> <td>Alt</td> <td>Up</td> <td>Down</td> <td>Tol.</td> <td>PFD</td> <td>Squawk</td> <td>Mode</td> <td>Pass</td> </tr> <tr> <td>12000</td> <td>0</td> <td>55</td> <td>90</td> <td></td> <td></td> <td></td> <td></td> </tr> <tr> <td>15000</td> <td>5</td> <td>60</td> <td>75</td> <td></td> <td></td> <td></td> <td></td> </tr> </table>								Hysteresis				Transponder				Alt	Up	Down	Tol.	PFD	Squawk	Mode	Pass	12000	0	55	90					15000	5	60	75																																																																																																																																																																																																																																										
Hysteresis				Transponder																																																																																																																																																																																																																																																																									
Alt	Up	Down	Tol.	PFD	Squawk	Mode	Pass																																																																																																																																																																																																																																																																						
12000	0	55	90																																																																																																																																																																																																																																																																										
15000	5	60	75																																																																																																																																																																																																																																																																										
<table border="1"> <tr> <th colspan="4">Baro Scale Error</th> <th colspan="4">Transponder Test Results</th> </tr> <tr> <td>Scale</td> <td>Error</td> <td>Tol. ± 25 (ft)</td> <td>Pass/Fail</td> <td>Pressure</td> <td>Mode</td> <td>Pass/Fail</td> <td>Remarks</td> </tr> <tr><td>28.10</td><td>-1730</td><td>-1727</td><td></td><td>28.10</td><td>Mode</td><td>Pass</td><td></td></tr> <tr><td>28.50</td><td>-1350</td><td>-1340</td><td></td><td>28.50</td><td>Mode</td><td>Pass</td><td></td></tr> <tr><td>29.00</td><td>-960</td><td>-963</td><td></td><td>29.00</td><td>Mode</td><td>Pass</td><td></td></tr> <tr><td>29.50</td><td>-400</td><td>-392</td><td></td><td>29.50</td><td>Mode</td><td>Pass</td><td></td></tr> <tr><td>29.92</td><td>0</td><td>0</td><td></td><td>29.92</td><td>Mode</td><td>Pass</td><td></td></tr> <tr><td>30.50</td><td>520</td><td>+531</td><td></td><td>30.50</td><td>Mode</td><td>Pass</td><td></td></tr> <tr><td>30.90</td><td>695</td><td>+693</td><td></td><td>30.90</td><td>Mode</td><td>Pass</td><td></td></tr> <tr><td>30.99</td><td>695</td><td>+674</td><td></td><td>30.99</td><td>Mode</td><td>Pass</td><td></td></tr> </table>								Baro Scale Error				Transponder Test Results				Scale	Error	Tol. ± 25 (ft)	Pass/Fail	Pressure	Mode	Pass/Fail	Remarks	28.10	-1730	-1727		28.10	Mode	Pass		28.50	-1350	-1340		28.50	Mode	Pass		29.00	-960	-963		29.00	Mode	Pass		29.50	-400	-392		29.50	Mode	Pass		29.92	0	0		29.92	Mode	Pass		30.50	520	+531		30.50	Mode	Pass		30.90	695	+693		30.90	Mode	Pass		30.99	695	+674		30.99	Mode	Pass																																																																																																																																																																																							
Baro Scale Error				Transponder Test Results																																																																																																																																																																																																																																																																									
Scale	Error	Tol. ± 25 (ft)	Pass/Fail	Pressure	Mode	Pass/Fail	Remarks																																																																																																																																																																																																																																																																						
28.10	-1730	-1727		28.10	Mode	Pass																																																																																																																																																																																																																																																																							
28.50	-1350	-1340		28.50	Mode	Pass																																																																																																																																																																																																																																																																							
29.00	-960	-963		29.00	Mode	Pass																																																																																																																																																																																																																																																																							
29.50	-400	-392		29.50	Mode	Pass																																																																																																																																																																																																																																																																							
29.92	0	0		29.92	Mode	Pass																																																																																																																																																																																																																																																																							
30.50	520	+531		30.50	Mode	Pass																																																																																																																																																																																																																																																																							
30.90	695	+693		30.90	Mode	Pass																																																																																																																																																																																																																																																																							
30.99	695	+674		30.99	Mode	Pass																																																																																																																																																																																																																																																																							
<table border="1"> <tr> <td>Case Leak at 1,000 ft.</td> <td>100 / 1min</td> <td>±100%</td> <td>Pass</td> </tr> <tr> <td>Altitude Effect at 0 ft.</td> <td>30</td> <td>30m</td> <td>Pass</td> </tr> <tr> <td>Altimeter Tested to:</td> <td>25,000 ft</td> <td></td> <td></td> </tr> </table>								Case Leak at 1,000 ft.	100 / 1min	±100%	Pass	Altitude Effect at 0 ft.	30	30m	Pass	Altimeter Tested to:	25,000 ft																																																																																																																																																																																																																																																												
Case Leak at 1,000 ft.	100 / 1min	±100%	Pass																																																																																																																																																																																																																																																																										
Altitude Effect at 0 ft.	30	30m	Pass																																																																																																																																																																																																																																																																										
Altimeter Tested to:	25,000 ft																																																																																																																																																																																																																																																																												
<p>The altimeter, static, altitude and transponder reporting systems have been tested as required by FAR 91.411 and FAR 91.413 and meet the requirements of FAR Part 43 appendix E and F.</p>																																																																																																																																																																																																																																																																													



Date: 9/04/2013; Aircraft: 908SE; Type: CIRRUS SR-22; S/N: 21345;  
 Hobbs: 1200.20; Tach: 1036.90; Total Time: 1036.90; Engine - Type: IO-550  
 -N (42), S/N: 689895, Time: 1036.90; Prop - Type: , S/N:, Time: 1036.90

\*\*AIRFRAME\*\*

-Troubleshoot leak in pitot/static system and found pitot quick disconnect fitting on back of PFD to be the source of the problem. Removed and replaced o-ring on pitot tubing going to the back of the PFD. Leak checked system. Found pressure still leaking past. Removed quick disconnect fitting from line and applied teflon tape to threads of the fitting. Reinstalled quick disconnect fitting on pitot line and reinstalled on PFD. Ran system up and leak checked. No further leaks detected. Ref. Cirrus SR-22 MM Chapter 34.

The maintenance described above was performed and inspected in accordance with current FAA Regulations and is approved for return to service only for the work performed. Ref: 14 CFR Part 43.9. Pertinent details of the repair are on file at this repair station under

Work Order number 24579  
 Signed [Signature]

Dominion Aviation CRS ODAR018H  
 7511 Airfield Drive  
 Richmond, Virginia 23237  
 (804) 271-7793

Verify that the altimeter and static system test required by 14 CFR 91.411 and the transponder tests, including data correspondence, required by 14 CFR 91.413, have been performed and found to comply with 14 part 43, appendix E and F.

Work Order # 24579  
 Signature [Signature]

Dominion Aviation Service CRS# ODAR-018H  
 7511 Airfield Dr  
 Richmond VA, 23237  
 (804) 271-7793





DOMINION AVIATION

Date: 9/18/2013; Aircraft: 908SE; Type: CIRRUS SR-22; S/N: 2135; Hobbs: 1200.20; Tach: 1036.90; Total Time: 1036.90; Engine - Type: IO-550-N, S/N: 689895, Time: 1036.90; Prop - Type: , S/N: , Time: 1036.90

\*\*\*\* AIRFRAME \*\*\*\*

- Complied with the annual and 100 hour inspection in accordance with Dominion Aviation Services FORM 0100 which meets the requirements of FAR 43 appendix D and with reference to Cirrus SR22 maintenance manual chapter 5-20, page1-23.
- Checked and listed all applicable Airworthiness Directives using ATP revision dated 09/03/2013. Complied with the logbook research. Updated the computer profiles.
- Removed the fuel bowl and screen. Cleaned and inspected as required.No defects noted. Reinstalled the bowl and screen with new o-rings . No leaks detected.
- Serviced the brake reservoirs as required with MIL-H-5606 hydraulic fluid.
- Serviced the tires as required. Nose to 40 psi with shop air. Mains to 62 psi with shop air.Reference Cirrus SR22 maintenance manual chapter 12-00.
- Removed the battery from the aircraft. Serviced the battery as required. Charged the battery as required. Verified electrolyte levels and specific gravity checked good in all cells. Reinstalled the battery in the aircraft.
- Complied with the fire extinguisher inspection and weight check as required. Fire extinguisher weight is 530 grams. Installed a new placard on the fire extinguisher. Reinstalled the extinguisher in the aircraft.
- Complied with 100 hour lubrication. Reference Cirrus SR22 maintenance manual chapter 12-00.
- Inspected the ELT as per FAR 91.207(d).

MAKE :Artex  
MODEL :ME 406  
SERIAL :01240

THE BATTERY EXPIRES :2/2017

- Replaced wing tie down eyebolts after jacking aircraft to facilitate other maintenance. Reference Cirrus SR22 maintenance manual 07-10.
- Removed AmSafe EMA part number 508358-421, serial number 16JUN06-100 due to service life limitations and installed OEM overhauled AmSafe EMA part number 508358-421, serial number RA03APR13-19. Installed component expires 04/20. Reference Cirrus SR22 maintenance manual 25-10.
- Complied with adjustment of flap rigging to 50% down at 16 degrees. Reference Cirrus SR22 maintenance manual chapter 27-00.Ops checked good.
- Removed left main wheel assembly. Cleaned and inspected wheel bearings, bearings cones, wheel assembly, and axle assembly for condition with no discrepancies noted. Lubricated wheel bearings and cones. Installed left main wheel assembly. Reference Cirrus SR22 maintenance manual chapter 32.
- Complied with 200 hour lubrication in reference Cirrus SR22 maintenance manual chapter 12-00.
- Complied with 300 hour lubrication in reference to Cirrus SR22 maintenance manual chapter 12-00.
- Complied with 500 hour lubrication in reference to Cirrus SR22 maintenance manual chapter 12-00.
- Replaced inoperative aft right cabin overhead eyeball light assembly. Function checked new light assembly withno discrepancies noted. Reference Cirrus SR22 maintenance manual 33-20.
- Replaced damaged #1 cylinder Reiff HotBand cylinder heating system element part number CH38-20L. Reference Reiff Preheat Systems HotBand Cylinder Heating System Installation Instructions, Inst CH 2012-11.doc.
- Performed the 91.411 and 91.413 tests on altimeters / transponder and found both systems to be within limits in accordance with FAR Part 43 appendix E and F.
- Troubleshoot leak in pitot/static system and found pitot quick disconnect fitting on back of PFD to be the source of the problem. Removed and replaced o-ring on pitot tubing going to the back of the PFD. Leak checked system. Found pressure still leaking past. Removed quick disconnect fitting from line and applied teflon tape to threads of the fitting. Reinstalled quick disconnect fitting on pitot line and reinstalled on PFD. Ran system up and leak checked. No further leaks detected. Ref. Cirrus SR-22 MM Chapter 34.
- Repaired cosmetic damage to surface top coat at lower inboard aft edge of left wing, inside of the left flap well. Reference Cirrus SR22 maintenance manual 51-10 and 51-70.

I certify that this AIRFRAME has been inspected in accordance with a/an ANNUAL/100HR inspection and was determined to be in airworthy condition. Details on file at this facility.

Inspector [Signature]

Date 09/18/13

Work Order # 24580

Dominion Aviation CRS #ODAR018H  
7511 Airfield Drive  
Richmond, Virginia 23237  
(804) 271-7793






**LANDMARK**  
A V I A T I O N

330 Aviation Way  
Frederick, MD 21701  
301-662-8156  
CRS LC1R291K

Date: 11/04/2013; Aircraft: N908SE; Tach: 1056.2  
Shop Order #: S05-13-61709

**AIRFRAME LOG ENTRY:**

Installed new p/n 16578-001 CHT probe on number one cylinder. Installed new p/n 50242-001 drain on gascolator. Replaced defective rivet in air box.

  
\_\_\_\_\_  
C. John Colaluca for Landmark Aviation CRS LC1R291K



2601 Cessna Lane NW Kennesaw, GA 30144 770-427-4954  
LOG ID# 16268 16-October-2014 WO# 14398  
N908SE S/N 2135 CIRRUS SR22  
AC TT 1126.5 HOBBS 1126.5

Pg 1 / 1

AVIATION, INC.

\*\*\* AIRFRAME LOG ENTRY \*\*\*

ANNUAL INSPECTION COMPLETED. THE FOLLOWING AD WAS COMPLIED WITH DURING THIS ANNUAL: AD 2014-05-29 N/A NO CYLINDER CHANGES. REPLACED THE FOLLOWING: GASCOLATOR O-RING P/N MS29513-137, ALL BRAKE LININGS-PERFORMED BREAK-IN PROCEDURE, TWELVE WELLNUTS P/N 50802-001 & P/N 50803-001. COMPLETED PULL TEST ON NOSE GEAR PIVOT TO 25LBS AS REQUIRED BY CIRRUS DESIGN MAINTENANCE MANUAL SECTION 32-20. ROTATED LEFT AND RIGHT MAIN TIRES ON WHEELS FOR WEAR. RETIED CAPS CUTTERS. REATTACHED RIGHT WING TO FUSELAGE FAIRING. SERVICED TIRES. LUBRICATED AIRCRAFT. SERVICED BATTERY. CLEANED FUEL INJECTORS. INSPECTED ELT S/N 01240 IN ACCORDANCE WITH FAR 91.207D (d1)(d2)(d3)(d4). REPACKED WHEEL BEARINGS. BLED BRAKES. I CERTIFY THAT THIS AIRCRAFT AND/OR ENGINE HAS BEEN INSPECTED IN ACCORDANCE WITH A/AN ANNUAL INSPECTION AND DETERMINED TO BE IN AIRWORTHY CONDITION.

MAINTENANCE RELEASE.

THIS AIRCRAFT, AIRFRAME, AIRCRAFT ENGINE, OR APPLIANCE IDENTIFIED ABOVE WAS REPAIRED AND INSPECTED IN ACCORDANCE WITH CURRENT MAINTENANCE RULES OF THE FEDERAL AVIATION REGULATIONS AND IS APPROVED FOR RETURN TO SERVICE FOR WORK PERFORMED UNDER WO#14398 AT REPAIR STATION DK7R795J. PERTINENT DETAILS OF THE REPAIR ARE ON FILE AT THIS REPAIR STATION.

Signed DK7R795J FOR DLK AVIATION, INC.

# INSPECTION I

908SE MAKE CIRRUS MODEL SR22

THE ALTIMETER AND STATIC SYSTEM TESTS REQUIRED BY F.A.R. PART 91.411 HAS BEEN PERFORMED THIS DATE 23 SEPT. 15

ALTIMETER TESTED IN COMPLIANCE WITH APPENDIX E PART 43 TO 25 000 FEET. DATE 23 SEPT. 15 STATIC SYSTEM CHECK

PERFORMED BY RAY ALLEN'S ELECTRONICS, INC. BUTLER, GA. F.A.A.

R/S#HS4R243M  
SIGNED R Allen DATE 23 SEPT. 15

United PRIMARY ENC TESTED (AW) FAR

STR ALT DATE 23 SEPT. 15 43 APP E PARA C  
I CERTIFY THIS ATC TRANSPONDER

(MAKE) Becker (MODEL) ATC 4401-1  
(SERIAL#) --- HAS BEEN TESTED, INSPECTED AND FOUND TO

COMPLY WITH APPENDIX E OF F.A.R. 43 AND PART 91.413. FAA R/S#HS4R243M  
SIGNED R Allen DATE 23 SEPT. 15  
TESTS PERFORMED BY RAY ALLEN'S ELECTRONICS, INC. BUTLER, GA.

Pg 1 / 1

URING THIS ANNUAL: AD 2014-05-29  
P/N MS29513-137, ALL BRAKE  
1 & P/N 50803-001. COMPLETED PULL  
TENANCE MANUAL SECTION 32-20.  
CUTTERS. REATTACHED RIGHT WING TO  
TTERY. CLEANED FUEL INJECTORS.  
(d4). REPACKED WHEEL BEARINGS.  
NSPECTED IN ACCORDANCE WITH A/AN

ABOVE WAS REPAIRED AND INSPECTED  
ON REGULATIONS AND IS APPROVED FOR  
TION DK7R795J. PERTINENT DETAILS

71 Summit Drive  
Hilton Head Island, SC 29926  
843-681-4705

TTSN	SMOH	HOBBS	TACH
1141.6	-----	1324.8	1141.6

**RAY ALLEN'S ELECTRONICS, INC.**  
53-A6 Hanger Drive • Butler, Georgia 31006  
Ph. 478-862-3033 • FAA CRS #HS4R243M

test alt. ft.	tol.	actual +or-ft.	friction	tol.	actual +or-ft.	case leak
-1000	20	-10	1000	70	20	0
0	20	0	2000	70	20	hystersis
500	20	-10	3000	70	25	+or-ft.
1000	20	0	5000	70	20	50/-5
1500	25	-10	10000	80	30	40/0
2000	30	+10	15000	90	25	after effect
3000	30	0	20000	100	30	tot + ft.
4000	35	0	25000	120	60	20
6000	40	-10	30000	140		
8000	60	-15	35000	160		
10000	80	-10	baro scale check			date
12000	90	-5	tol. +or-ft. + scale			23 SEPT
14000	100	-15	error			2015
16000	110	0	im.mg	mon.	actual	N 908SE
18000	120	0	28.10	-1727	1735	CIRRUS
20000	130	0	28.50	-1340	1335	SR-22
22000	140	0	29.00	-863	870	Becker
25000	155	+20	29.50	-392	405	ATC
30000	180		29.92	.0	0	4401-1
35000	205		30.50	+531	525	ui
			30.90	+893	890	ST
			30.99	+974	980	

-145 STBY ALT / PRIMARY FOR FLT

# INSPECTION RECORD

**N908SE** MAKE **CIRRUS** MODEL **SR22**  
 AIRMETER AND STATIC SYSTEM TESTS REQUIRED BY F.A.R. PART 91.411  
 TESTS PERFORMED THIS DATE **23 SEPT. 15**  
 AIRMETER TESTED IN COMPLIANCE WITH APPENDIX E PART 43  
**25 000** FEET. DATE **23 SEPT. 15** STATIC SYSTEM CHECK

**.409**

**STATUS & DISCREPANCY LIST**  
**REASONING OR DISSAPPROVING AIRCRAFT FOR SERVICE**

PERFORMED BY RAY ALLEN'S ELECTRONICS, INC. BUTLER, GA. F.A.A.  
 R/S#HS4R243M  
 TESTED BY **R. Allen** DATE **23 SEPT. 15**  
 TESTED **PRIMARY ENC TESTED IAW FAR**  
**ATC 4401-1**  
**43 APP E PARA C**  
 I CERTIFY THIS ATC TRANSPONDER  
 TESTED BY **Becker** (MODEL) **ATC 4401-1**  
 HAS BEEN TESTED, INSPECTED AND FOUND TO  
 COMPLY WITH APPENDIX E OF F.A.R. 43 AND PART 91.413. FAA R/S#HS4R243M  
 TESTED BY **R. Allen** DATE **23 SEPT. 15**  
 TESTS PERFORMED BY RAY ALLEN'S ELECTRONICS, INC. BUTLER, GA.

(478)837-1098 CELL

Airframe

Date: Nov 9 2015	Aircraft # N908SE	Serial # 2135	
Tech: 1210.7	Total Time: 1210.7	SMOH:	

Comments:

Replaced main tires with Custom flight II inflated 62 PSI. Bearings cleaned and repacked mains and Nose gear. Replaced nose landing gear Pucks x6 PN: 13386-001 and rebound bumper PN: 18380-001. NLG torque check good. ELT check completed IAW Far 91.207 (d) battery exp. FEB 2017. Completed 100 hour IAW Far 43 appendix D and cirrus AMM . I certify this Airframe has been inspected IAW 100 hour inspection and was determined to be in airworthy condition. Dennis Argetsinger A&P3476651

*Dennis Argetsinger*

Page 1/1

ANNUAL AD 2014-05-29  
 JULY 17, ALL BRAKE  
 GORD 001, COMPLETED PULL  
 MANUAL SECTION 32-20.  
 REATTACHED RIGHT WING TO  
 REAN FUEL INJECTORS.  
 PACKED WHEEL BEARINGS.  
 IN ACCORDANCE WITH A/AN

REPAIRED AND INSPECTED  
 PLUMB AND IS APPROVED FOR  
 051. PERTINENT DETAILS

71 Summit Drive  
 Hilton Head Island, SC 29926  
 843 681 4708

NAME	PHONE	TACH	

## INSPECTION RECORD F.A.R. 43.11-91.409

DATE	AIRCRAFT TIME IN SERVICE	KIND OF INSPECTION - STATUS & DISCREPANCY LIST SIGNATURE - CERT. NO. OF PERSON APPROVING OR DISSAPPROVING AIRCRAFT FOR SERVICE
11/10/2015	<del>1210</del> 1210.7	AIR FRAME.
		ANNUAL INSPECTION C/W THIS DATE
		REF FAR 43 APPENDIX D. SCOPE AND DETAIL
		INSPECTION. ALL AD" COMPLD WITH TO DATE
		ELI INSP C/W PER FAR 91.207d.
		I CERTIFY THAT THIS AIRFRAME HAS BEEN
		INSPECTED IAW AN ANNUAL INSP.
		AND FOUND TO BE IN AN AIRWORTHY
		CONDITION.
		GARY DAUY
		Gary Dauy A&P 1671936IA
11/10/2015		SA15-04 / CSB15-2A NA Due to SN of AIRCRAFT
		(2135) Dennis Angerhuser A:P3476651
		<del>1210</del>

12/27/2015

N908SE Cirrus SR22

1218.1 TT

1218.1

Battery #1 changed and replaced with a Gil 243 replacement. Gil Acid added and fully bench charged before installation. Post installation checks normal. Voltage confirmed.

February 18<sup>th</sup> 2016

N908SE Cirrus SR22 S/N 2135 Flight 1226.5 Hrs Hobbs 1425.4 Hrs

Removed wing tips, removed Whelen strobe navigation light system and installed Whelen Orion LED strobe navigation light system (same TSO). Weight and Balance updated. Cleaned battery ground lug wire at battery #1. Removed cowling and installed TIT probe in left exhaust manifold at existing port. Wire probe to P100 connector and selector switch installed left of PFD to provide "LEFT-OFF-RIGHT." Cleaned engine, ground run performed and found satisfactory TIT operation; installed cowling.

**THIS AIRCRAFT, ENGINE AND PROPELLER HAS BEEN INSPECTED IAW FAA REGULATIONS AND IS APPROVED FOR RETURN TO SERVICE.**

JIM BARKER, A&P/IA #2755069

Aviation Resources, LLC  
101 Airport Ave Hangar 7  
Cumberland, WI 54829

715/822-5787 hangar  
715/491-1303 cell  
www.aviationvibes.com  
jim@aviationvibes.com

February 18<sup>th</sup> 2016

N908SE Cirrus SR22 S/N 2135 Flight 1226.5 Hrs Hobbs 1425.4 Hrs

Removed cowling. Cleaned magneto pressurization drain port of silicone. Removed cowling and installed TIT probe in left exhaust manifold at existing port. Wire probe to P100 connector and selector switch installed left of PFD to provide "LEFT-OFF-RIGHT." Replaced slave wastegate extension spring and arm hardware with new. Rigged wastegate clocking. Replaced right exhaust pipe support clamp with new. Secured left turbo support rod to #2 cylinder head. Repositioned right intercooler to induction elbow silicone hose coupling, secured. Cleaned engine, ground run performed and found satisfactory TIT operation; installed cowling.

**THIS AIRCRAFT, ENGINE AND PROPELLER HAS BEEN INSPECTED IAW FAA REGULATIONS AND IS APPROVED FOR RETURN TO SERVICE.**

JIM BARKER, A&P/IA #2755069

Aviation Resources, LLC  
101 Airport Ave Hangar 7  
Cumberland, WI 54829


715/822-5787 hangar  
715/491-1303 cell  
www.aviationvibes.com  
jim@aviationvibes.com

Model SR22  
S/N 2135  
Reg # N908SE

***Interstate Turbine Management***  
6070 Perimeter Rd.  
North Charleston, SC 29406

Date 05/16/16  
FLT 1239.7  
WO# 3530  
HOBBS 1441.4

C/W Avidyne Software SB 601-00083-044 to 9.3.3. Post installation and ground checks satisfactory.



A&P 143663284 IA



N908SE

7/28/16

1200-2

1. Approving Civil Aviation Authority/Country: <b>FAA/United States</b>	2. <b>AUTHORIZED RELEASE CERTIFICATE</b> FAA Form 8130-3, AIRWORTHINESS APPROVAL TAG	3. Form Tracking Number: <b>2715-07-2016</b>
--	---	---

4. Organization Name and Address: <b>Cirrus Design Factory Service Center, 4961 Airport Road, Duluth, MN 55811 (CRS# YD5R855Y)</b>	5. Work Order/Contract/Invoice Number: <b>CSO 772204</b>
---	---

6. Item:	7. Description:	8. Part Number:	9. Quantity:	10. Serial Number:	11. Status/Work:
1	PACKED PARACHUTE ASSEMBLY, SR22	25574-004	1	02278R1	INSPECTED

12. Remarks:  
 This product has been INSPECTED and repacked in accordance with Cirrus Design Corporation process specification 90814.  
 This product subsequently MODIFIED and re-identified by process specification 90814 referencing Cirrus Design Corporation Drawing 25574.  
 This certifies the work specified in block 11 and 12 was carried out in accordance with EASA 145 and in respect to that work the aircraft component is considered ready for release to service under EASA Approval Certificate Number EASA. 145.5632 and Cirrus Design Factory Service Center CRS # YD5R855Y.  
 This product meets the compliance requirements of AD 2007-14-03 and Alternate Method of Compliance (AMOC) procedures of Cirrus service bulletin A2X-95-10 R3.  
 Process Specification 90814 is governed and maintained by Cirrus Design Corporation under Type Certificate A00009CH.  
 NOTE: This assembly is being shipped less the Line Cutters (part number 26707-001) to meet shipping requirements. The Line Cutters are to be installed by the agency performing the parachute installation.

13a. Certifies the items identified above were manufactured in conformity to:

Approved design data and are in a condition for safe operation.  
 Non-approved design data specified in Block 12.

13b. Authorized Signature:

13c. Approval/Authorization No.:

13d. Name (Typed or Printed):

13e. Date (dd/mm/yyyy):

14a.  14 CFR 43.9 Return to Service  Other regulation specified in Block 12

Certifies that unless otherwise specified in Block 12, the work identified in Block 11 and described in Block 12 was accomplished in accordance with Title 14, Code of Federal Regulations, part 43 and in respect to that work, the items are approved for return to service.

14b. Authorized Signature:  
*Kimberly Jo Larson*

14c. Approval/Certificate No.:  
**YD5R855Y**

14d. Name (Typed or Printed):  
**Kimberly Jo Larson**

14e. Date (dd/mm/yyyy):  
**13/July/2016**

**User/Installer Responsibilities**

It is important to understand that the existence of this document alone does not automatically constitute authority to install the aircraft engine/propeller/article.  
 Where the user/installer performs work in accordance with the national regulations of an airworthiness authority different than the airworthiness authority of the country specified in Block 1, it is essential that the user/installer ensures that his/her airworthiness authority accepts aircraft engine(s)/propeller(s)/article(s) from the airworthiness authority of the country specified in Block 1.  
 Statements in Blocks 13a and 14a do not constitute installation certification. In all cases, aircraft maintenance records must contain an installation certification issued in accordance with the national regulations by the user/installer before the aircraft may be flown.

N908SE		Next Due
CAPS Parachute	S/N 02278R1	7/2026
Caps Rocket Motor	S/N 1854	6/2026



2601 Cessna Lane NW Kennesaw, GA 30144 770-427-4954  
 LOG ID# 17990 28-July-2016 WO# 16364  
 N908SE S/N 2135 CIRRUS SR22  
 HOBBS 1266.2

Pg 1 / 1


AVIATION, INC.

\*\*\* AIRFRAME LOG ENTRY \*\*\*

COMPLIED WITH S/B 2X-95-18R3 BY REPLACEMENT OF PARACHUTE WITH REBUILT UNIT BY CIRRUS DESIGN CORP WO#CSO 772204 DATED JULY 13, 2016 P/N 25574-002-REB S/N 02278R1-NEXT DUE JULY 2026. REPLACED ROCKET ASSEMBLY WITH NEW UNIT KITS P/N 29554-001 S/N 1854-NEXT DUE JUNE 2026. COMPLIED WITH SERVICE BULLETIN 2X-95-13 BY INSTALLING P/N H880015 GROMMET AND P/N MS21266-6N EDGING GROMMET. REPLACED #2 BATTERIES P/N 50979-001 - NEXT DUE JULY 2018.

MAINTENANCE RELEASE.

THIS AIRCRAFT, AIRFRAME, AIRCRAFT ENGINE, OR APPLIANCE IDENTIFIED ABOVE WAS REPAIRED AND INSPECTED IN ACCORDANCE WITH CURRENT MAINTENANCE RULES OF THE FEDERAL AVIATION REGULATIONS AND IS APPROVED FOR RETURN TO SERVICE FOR WORK PERFORMED UNDER WO#16364 AT REPAIR STATION DK7R795J. PERTINENT DETAILS OF THE REPAIR ARE ON FILE AT THIS REPAIR STATION.

  
 Signed DK7R795J FOR DLK AVIATION, INC.





# **ENGINE LOGS**

# PLATINUM ENGINE LOG BOOK



## CONTINENTAL MOTORS

**USE ONLY FUEL CONFORMING TO ASTM D910  
USE OF AUTOMOTIVE GAS IS NOT APPROVED.**



**Teledyne Continental Motors, Inc.**

A Teledyne Technologies Company

Printed: 07/22/2006

This engine model I0550N42, Serial No. 689895 was manufactured on 07/18/2006 by Teledyne Continental Motors in accordance with approved design data and the applicable requirements of Part 21 of the Federal Aviation Regulation. The approved design data for this engine incorporates all changes required by applicable Airworthiness Directives and Teledyne Continental Motors Service Bulletins.

  
**TELEDYNE CONTINENTAL MOTORS**

A TELEDYNE TECHNOLOGIES COMPANY

PRODUCTION CERTIFICATE NO. 598

Date	Total Time		Time Since Last Overhaul		<b>Engine Service and Maintenance Record</b> Installations, Inspections, Airworthiness Directives, Special Inspections, Modifications and Service Bulletins
	Hrs.	Min.	Hrs.	Min.	

ENGINE MODEL:  
IO550N42  
ENGINE S/N: 689895  
REG. NO. 908SE  
WORK ORDER:  
7457-09-2006

**Cirrus Design Factory Service Center**  
Repair Station No. YD5R855Y  
4515 Taylor Circle  
Duluth, MN 55811  
Phone: 218-788-3101

DATE: 10/3/2006  
A/C TSN: 4 6  
~~ENG TT~~  
HOBBSS: 4 6

**Engine Entries**

(31) Removed and replaced engine oil cooler with new, (p/n 654585, s/n D06-4772-307), IAW TCM Overhaul Manual.

I have reviewed the file on this aircraft and the accompanying discrepancy forms. The aircraft, airframe, aircraft engine, propeller, or appliance identified was repaired/inspected in accordance with current requirements of the Federal Aviation Administration and is approved for return to service. Pertinent details of repair are on file at this Certified Repair Station CRS YD5R855Y.

DATE: 10/3/2006

SIGNED:

Aaron Holmgren  
Certified Repair Station No. YD5R855Y

Work Order: 7457-09-2006

Printed by EBis 3 (datcomedia.com)

ENGINE MODEL:  
IO550N42  
ENGINE S/N: 689895  
REG. NO. 908SE  
WORK ORDER:  
7627-10-2006



**Cirrus Design Factory Service Center**  
Repair Station No. YD5R855Y  
4515 Taylor Circle  
Duluth, MN 55811  
Phone: 218-788-3101

DATE: 10/11/2006  
A/C TSN: 29 1  
ENG TT: 29 1  
HOBBSS: 29 1

**Engine Entries**

(2) Changed engine oil and filter p/n 50857-001, serviced engine with 8 quarts of Aeroshell 15W50 engine oil. Performed particulate inspection on old filter: none found. Performed operational and leak checks. Op's and leak checks good. All work was accomplished I.A.W. Cirrus SR22 A.M.M. 12-10.

DATE: 10/11/2006

SIGNED:

Steve Withelmi  
Certified Repair Station No. YD5R855Y

Work Order: 7627-10-2006

Printed by EBis 3 (datcomedia.com)

*(Oil)*



**Avtech**

**Fleming-Mason Airport (FGX) 7079 Airport Rd. Maysville, KY 41056 606-742-2084 avtech@alltel.net**

**Airframe Entry N908SE:**

**Cirrus SR22 S/N 2135 Date: 11/1/06 Flight Hobbs: 78.0**

Performed the following maintenance/ repairs: Visual inspect turbos, supports and components, exhaust and connections. No abnormalities noted. Perform an airplane run-up in accordance with Operational/Functional Check in Section CMM 5-30. After completing the Operational Check, perform a walk around to detect fluid leaks or other abnormalities, none noted.

*A&P400087835*



**Avtech**

**Fleming-Mason Airport (FGX) 7079 Airport Rd. Maysville, KY 41056 606-742-2084 avtech@alltel.net**

**Engine Entry N908SE:**

**TCM IO550N42 S/N 689895 Date: 11/6/06 Flight Hobbs: 83.0**

Performed the following maintenance/ repairs: Completed Cirrus 100 Hour Demo Service. Perform an Engine Operational Inspection in accordance with Teledyne Continentals Motors Maintenance Manual, Section 5. Engine oil drain and change, serviced with 8 qt's Aeroshell 15W50. Oil Sump Plug/ Drain Visual Inspection for condition. Oil Filter Perform Inspection/Check - oil filter particles, none noted. Installed CH48108-1 Filter. Fuel Injection System Functional Inspection of Fuel Injection System in accordance with Teledyne Continentals Motors Service Information Directive 97-3. Spark Plug Cable Leads Visual Inspection for chafing, corrosion, and deposits. Air Intake Ducts Visual Inspection for general condition. Clean and recharge Challenger air filter as per Doc 4003 Rev D. Alternate Air Door Check operation of alternate air flapper valve. Gascolator Fuel Filter and Bowl, Drain and clean. Exhaust System Perform Inspection/Check - Exhaust System. Visual inspect turbos, supports and components, exhaust and connections. No abnormalities noted. Breather Tube Visual Inspection for obstructions and security. Clean propeller, de-ice boots and protect with Shinemaster. Perform an airplane run-up in accordance with Operational/Functional Check in SR22 AMM Section 5-30. After completing the Operational Check, perform a walk around to detect fluid leaks or other abnormalities, none noted. Perform an airplane run-up in accordance with Operational/Functional Check in Section CMM 5-30. After completing the Operational Check, perform a walk around to detect fluid leaks or other abnormalities,

Date	Total Time		Time Since Last Overhaul		<b>Engine Service and Maintenance Record</b> Installations, Inspections, Airworthiness Directives, Special Inspections, Modifications and Service Bulletins
	Hrs.	Min.	Hrs.	Min.	

Brought



**Avtech**

Fleming-Mason Airport (FGX) 7079 Airport Rd. Maysville, KY 41056 606-742-2084 avtech@alltel.net

**Engine Entry N908SE:**

**Cirrus SR22 S/N 2135 Date: 11/9/06 Flight Hobbs: 85.0**

Performed the following maintenance/repairs: Check turbo compressor wheel side nut left turbo part no.646677 left s/n JFL00561, right turbo part no. 646677 right s/n JFL00169. Both check satisfactory. Visual inspect turbos, supports and components, exhaust and connections. No abnormalities noted. Perform an airplane run-up in accordance with Operational/Functional Check in Section CMM 5-30. After completing the Operational Check, perform a walk around to detect fluid leaks or other abnormalities, none noted.

A&P400087835



**Avtech**

Fleming-Mason Airport (FGX) 7079 Airport Rd. Maysville, KY 41056 606-742-2084 avtech@alltel.net

**Engine Entry N908SE:**

**Cirrus SR22 S/N 2135 Date: 11/13/06 Flight Hobbs: 94.0**

Performed the following maintenance/repairs: Visual inspect turbos, supports and components, exhaust and connections. No abnormalities noted. Perform an airplane run-up in accordance with Operational/Functional Check in Section CMM 5-30. After completing the Operational Check, perform a walk around to detect fluid leaks or other abnormalities, none noted.

A&P400087835



**Avtech**

Fleming-Mason Airport (FGX) 7079 Airport Rd. Maysville, KY 41056 606-742-2084 avtech@alltel.net

**Engine Entry N908SE:**

**Cirrus SR22 S/N 2135 Date: 11/20/06 Flight Hobbs: 116.0**

Performed the following maintenance/repairs: Changed engine oil/filter, installed CH48108-1 filter and serviced with 8 qt's Aeroshell 15W50. Repair leads on alt air micro switch, Visual inspect turbos, supports and components, exhaust and connections. No abnormalities noted. Perform an airplane run-up in accordance with Operational/Functional Check in Section CMM 5-30. After completing the Operational Check, perform a walk around to detect fluid leaks or other abnormalities, none noted.

A&P400087835



2601 Cessna Lane Kennesaw, GA 30144 770-427-4954  
LOG ID# 8343 07-December-2006 WO# 6733  
N908SE S/N 2135 CIRRUS SR22  
HOBBS 143.5  
TTENG 143.5

AVIATION, INC.

\*\*\* ENGINE LOG BOOK \*\*\*

REMOVED COWLING. INSPECTED COWLING - NO DEFECTS NOTED AT THIS TIME. DRAINED OIL. CHECKED AND REPLACED OIL FILTER - NO METAL NOTED. OIL SAMPLE TAKEN. CLEANED AND GAPPED SPARK PLUGS. INSPECTED OIL LINES AND FITTINGS. INSPECTED AIR INTAKE DUCT FOR CONDITION. INSPECTED EXHAUST - NO CRACKS NOTED AT THIS TIME. SERVICED WITH AEROSHELL 15W50 OIL. WASHED ENGINE, RAN ENGINE - ALL CHECKS NORMAL. NO OIL LEAKS NOTED.

**MAINTENANCE RELEASE.**

THIS AIRCRAFT, AIRFRAME, AIRCRAFT ENGINE, OR APPLIANCE IDENTIFIED ABOVE WAS REPAIRED AND INSPECTED IN ACCORDANCE WITH CURRENT MAINTENANCE RULES OF THE FEDERAL AVIATION REGULATIONS AND IS APPROVED FOR RETURN TO SERVICE FOR WORK PERFORMED UNDER WO#6733 AT REPAIR STATION DK7R795J. PERTINENT DETAILS OF THE REPAIR ARE ON FILE AT THIS REPAIR STATION.



Date	Total Time		Time Since Last Overhaul		<b>Engine Service and Maintenance Record</b> Installations, Inspections, Airworthiness Directives, Special Inspections, Modifications and Service Bulletins
	Hrs.	Min.	Hrs.	Min.	
Brought Forward		→			



**Avtech**

Fleming-Mason Airport (FGX) 7079 Airport Rd. Maysville, KY 41056 606-742-2084 avtech@alltel.net

**Engine Entry N908SE:**

**TCM IO550N42 S/N 689895 Date: 12/13/06 Flight Hobbs: 158**

Performed the following maintenance/repairs: Visual inspect turbos, supports and components, exhaust and connections, replaced lower wastegate support bracket ETI-G2-103-2, bolt MS21250-0502, nut MS21046C5. Secure map sensor connections and treat with Stabilant. Perform an airplane run-up in accordance with Operational/Functional Check in Section CMM 5-30. After completing the Operational Check, perform a walk around to detect fluid leaks or other abnormalities, none noted.

A&P400087835



**Avtech**

Fleming-Mason Airport (FGX) 7079 Airport Rd. Maysville, KY 41056 606-742-2084 avtech@alltel.net

**Engine Entry N908SE:**

**TCM IO550N42 S/N 689895 Date: 12/14/06 Flight Hobbs: 164**

Performed the following maintenance/repairs: Visual inspect turbos, supports and components, exhaust and connections. Adjust engine oil pressure. Replaced manifold pressure sensor with new 12635-001. Perform an airplane run-up in accordance with Operational/Functional Check in Section CMM 5-30. After completing the Operational Check, perform a walk around to detect fluid leaks or other abnormalities, none noted.

A&P400087835

ENGINE MODEL:  
IO550N42  
ENGINE S/N: 689895  
REG NO: 908SE  
WORK ORDER:  
8075-12-2006

**Cirrus Design Factory Service Center**

Repair Station No. YD5R855Y  
4515 Taylor Circle  
Duluth, MN 55811  
Phone: 218- 788-3101

DATE: 12/28/2006  
A/C TSN: 224 1  
ENG TT: 224 1  
HOBBS: 224 1

**Engine Entries**

(2) Inspected and replaced all necessary items for turbocharging equipment installed in accordance with Engine Technologies, Inc. Master Drawing List number ETI-G2-1 Rev. A, dated November 8, 2006, (KIT P/N: KIT-SR22-1, S/N:2004), on Teledyne Continental Motors IO-550-N Serial Number 689895 IAW STC # SE10589SC. All items comply with this STC at this time. See FAA form 337, signed and dated the 12/28/2006... (4) Removed both magnetos and sent out for outside repair. Reinstalled magnetos with new p/n 10-500556-101, (left s/n D06GA039, right s/n D06GA014), IAW CDC AMM 74-10... (6) Performed engine borescope inspection and cylinder compression test IAW TCM SB-03-3. Compressions are as follows, 1) 67/80, 2) 69/80, 3) 70/80, 4) 64/80, 5) 65/80, and 6) 67/80. No discrepancies were noted under the borescope inspection... (28) Changed engine oil and filter, (p/n 50857-001). Serviced engine with 8 quarts of Aeroshell 15W50 engine oil IAW CDC AMM 12-10... (34) Researched ADs through bi-weekly issue 2006-24. All ADs are in compliance at this time.

DATE: 12/28/2006

SIGNED:

Aaron Holmgren  
Certified Repair Station No. YD5R855Y

Work Order: 8075-12-2006

Printed by EBis 3 (datcomedia.com)

CONTINUED

Date

Total Time

Time Since  
Last Overhaul

Hrs.

Min.

Hrs.

Min.

**Engine Service and Maintenance Record**Installations, Inspections, Airworthiness Directives, Special Inspections,  
Modifications and Service Bulletins

Brought Forward

**Avtech****Fleming-Mason Airport (FGX) 7079 Airport Rd. Maysville, KY 41056 606-742-2084 avtech@alltel.net****Engine Entry N908SE:****TCM IO550N42 S/N 689895 Date: 1/23/07 Flight Hobbs: 220**

Performed the following maintenance/ repairs: Completed Cirrus 250 Hour Demo Service. Perform an Engine Operational Inspection in accordance with Teledyne Continentals Motors Maintenance Manual, Section 5. Engine oil drain and change. serviced with 8 qt's Aeroshell 15W50. Oil Sump Plug/ Drain Visual Inspection for condition. Oil Filter Perform Inspection/Check - oil filter particles. none noted. Installed AA48108 Filter. Spark Plug Cable Leads Visual Inspection for chafing, corrosion, and deposits. Air Intake Ducts Visual Inspection for general condition. Clean and recharge K&N air filter as per K&N Air Filter Service Instruction 18627. Alternate Air Door Check operation of alternate air flapper valve. Gascolator Fuel Filter and Bowl, Drain and clean. Exhaust System Perform Inspection/Check Exhaust System. Visual inspect turbos. supports and components. exhaust and connections as per Tornado Alley Report 215-10. Breather Tube Visual Inspection for obstructions and security. Clean propeller de-ice boots and protect with Shinemaster. Perform an airplane run-up in accordance with Operational/Functional Check in SR22 AMM Section 5-30. After completing the Operational Check, perform a walk around to detect fluid leaks or other abnormalities. none noted.

A&amp;P400087835

DATE: 2-08-07  
INV # 2523AIRFRAME  
N908SEHOBBS: 309.0, FLT: 255.9  
SEZZ GTS

1. RAN AIRCRAFT TO OPERATING TEMPS COMPLIED WITH DEMO 100HR CHECKLIST
2. COMPRESSIONS #1/74, #2/76, #3/74, #4/73, #5/76, #6/76
3. DRAINED OIL, REMOVED, OPENED AND INSPECTED FILTER, NO METAL FOUND.
4. TORQUED AND SECURED WITH SAFETY WIRE NEW AA48108 FILTER.
5. SERVICED ENGINE WITH 8QTS. AEROSHELL 15W50 OIL.
6. PERFORMED GROUND RUN-UP, NO LEAKS DETECTED.
7. CLEANED AND SERVICED ALL FUEL INJECTORS, OPS CHECK FOUND AIRWORTHY
8. COMPLIED WITH 97-3 FUEL FLOW CALIBRATION
8. NO LEAKS DETECTED OPS CHECK OK

BILL JORDAN ASP 3132215

**Avtech****Fleming-Mason Airport (FGX) 7079 Airport Rd. Maysville, KY 41056 606-742-2084 avtech@alltel.net****Engine Entry N908SE:****TCM IO550N42 S/N 689895 Date: 2/12/07 Flight Hobbs: 265**

Performed the following maintenance/ repairs: Re installed right heat supply scat. Replaced alternate air assembly with new ETI-G2500 unit. Perform an airplane run-up in accordance with Operational/Functional Check in Section CMM 5-30. After completing the Operational Check, perform a walk around to detect fluid leaks or other abnormalities. none noted.

A&amp;P400087835

**Brought Forward**

ENGINE MODEL:  
IO550N42  
ENGINE S/N: 688885  
REG. NO: 908SE  
WORK ORDEP:  
8d75-04-2007



**Cirrus Design Factory Service Center**  
 Repair Station No. YD5R855Y  
 4515 Taylor Circle  
 Duluth, MN 55811  
 Phone: 218-788-3101

FLIGHT  
HOURS  
298.5

DATE: 5/2/2007  
A/C TSN: 361.5  
ENG TT: 361.5  
HOBBS: 361.5

**Engine Entries**

(5) Performed engine 100HR/Annual inspection At Hobbs of 361.2. Flight meter of 298.2 IAW cirrus mm chapter 5-20 and 5-30.... (8) Researched ADs through bi-weekly issue 2007-08, all ADs are in compliance at this time.... (11) Drained engine oil and took oil sample, removed oil filter and performed particulate inspection; no discrepancies noted, installed new oil filter P/N CH48108-1 and serviced engine with 8QTS of Aeroshell 15W-50 oil. Leak and operational check good, work performed IAW cirrus mm chapter 12-10.... (12) Performed engine cylinder compression and boroscope inspections, no discrepancies noted on boroscope inspection, compressions are as follows: #1 (62/80), #2 (70/80), #3 (65/80), #4 (72/80), #5 (70/80), #6 (74/80), master orifice reading of 48, work performed IAW T.C.M. MM section 19, and T.C.M. S.B. 03-3.... (13) Replaced all 12 spark plugs P/N RHB32E and gaskets, P/N 50907-001. Done IAW TCM maintenance manual.... (14) Performed magneto to engine timing inspection, no discrepancies noted on inspection, work performed IAW ETI SR22 TURBO SYSTEM installation instructions Report 215-9 Rev. B.... (15) Removed K&N Induction Airfilter and serviced IAW K&N service instruction 18627, reinstalled air filter.... (16) Removed, cleaned, inspected fuel injection nozzles. Replaced O-rings P/N 630979, seals P/N 633958-3, washers P/N 640612, and reinstalled fuel injection nozzles IAW GAMI installation procedure No. IP-2001-02.... (17) Performed fuel pressure setups IAW ETI SR22 TURBO SYSTEM installation instructions Report 215-9 Rev. B.... (23) Adjusted absolute pressure controller and performed ground run. Done IAW ETI SR22 TURBO SYSTEM installation instructions Report 215-9 Rev. B installation instructions.... (67) Removed and replaced scot tubing section aft of air filter box to RH turbo induction tube IAW TAT MM report 215-10 and standard maintenance practices.... (73) I certify that this engine has been inspected in accordance with a 100 HR/Annual inspection and was determined to be in airworthy condition.

I have reviewed the file on this aircraft and the accompanying discrepancy forms. The aircraft, airframe, aircraft engine, propeller, or appliance identified was repaired/inspected in accordance with current requirements of the Federal Aviation Administration and is approved for return to service. Pertinent details of repair are on file at this Certified Repair Station CRS YD5R855Y.

DATE: 5/2/2007      SIGNED: *Charles Bernú*      Work Order: 8879-04-2007  
 Charles Bernú      Printed by EBis 3 (datcomedia.com)  
 Certified Repair Station No. YD5R855Y



330 Aviation Way  
 Frederick, MD 21701  
 301-662-8156  
 CRS LC1R291K

Date: 8/09/2007; Aircraft: N908SE; Type: CIRRUS DESIGN C SR22; S/N: 2135      2006; Hobbs: 418.40; Total Time: 346.70; Engine - Type: S/N: Time: 346.70  
 Shop Order #: FDK-07-07919  
 Changed oil and filter, serviced with 7 quarts of Exxon Elite 20W50, installed new CH48108-1 filter, took sample # 21864.

*David Schober*  
 David Schober for Encore FBO, Frederick Aviation CRS LC1R291K

**SCHHEY CORP**      Hilton Head Island Airport (HXD)      71 Summit Drive  
 Hilton Head, SC 29926  
 (843) 689-5520

DATE	AIRCRAFT REG #	MANUFACTURE	MODEL #	SERIAL #	FLIGHT TIME	HOBBS TIME
2/16/08	N908SE	CIRRUS	SR22	2135	395.5	474.9

- 50 Hour Inspection IAW Cirrus SR22 AMM 5-20.
- Oil Filter replaced with TCM P/N 649922
  - Oil replenished with 7 q ts (requested by owner) of Exxon Elite 20W-50 (furnished by owner)
  - Oil Analysis sent to Aviation labs
  - Examined interior of filter - no metal found
  - Run up and leak check - OK

This aircraft was serviced/repared/inspected in accordance with current requirements of the FAA and is approved for return to service.      *Ralf Schey*  
 Ralf Schey, AP# 496986186

OIL

OIL

Date

Total Time

Time Since Last Overhaul

# Engine Service and Maintenance Record

Installations, Inspections, Airworthiness Directives, Special Inspections, Modifications and Service Bulletins

Hrs. Min.

Hrs. Min.

Brought Forward



330 Aviation Way  
Frederick, MD 21701  
301-662-8156  
CRS LC1R291K

Date: 6/12/2008; Aircraft: N908SE; Type: CIRRUS DESIGN SR22; S/N: 2135  
2006; Hobbs: 512.70; Total Time: 429.00; Engine - Type: , S/N,  
Time: 429.00

Shop Order #: FDK-08-08778

Oil and filter changed, serviced with 7 qts Phillips 20W50 and installed CH48108-1 filter. Old filter cut open and inspected, no contaminants noted. Took sample number 9134 for analysis. Compression checked as follows: 1-62/80 2-64/80 3-52/80 4-68/80 5-66/80 6-76/80 (master orifice reads 45/80). Installed new p/n 642083A12 starter adapter. Tightened exhaust shield clamp by cylinder number 1. Stop drilled baffle by cylinder number 6. CW ICA for Tornado Alley Turbo per report number 215-10, no defects noted. CW ICA on Bendix mags by performing annual/100 hour inspection requirements on both per SB643B, no defects noted. CW ICA on TCM cylinders per SB96-12, no defects noted. I certify that this engine has been inspected in accordance with a 100 hour inspection and has been approved for return to service.

C. John Colaluca for Encore Maintenance CRS LC1R291K

**Exec Air LLC**

71 Summit Drive  
Hilton Head, SC 29926-3600  
(843) 681-4705  
info@ExecAirHiltonHead.com



Cirrus SR22  
S/N - 2135

**N908SE**

11/01/08 Hobbs-557.5, Flight-467.5

- 1) 50 Hour Inspection IAW Cirrus Design AMM Chapter 5-20.
- 2) Serviced engine with CH48108 filter, 7 quarts of Exxon Elite 20-50W. Cut open filter and inspected - checked OK.
- 3) Cleaned and serviced gascolator with new packing P/N MS29513-137 and Stat-o-seal P/N NAS1523-8B.
- 4) D: TIT indicating erratic, now indicating 0, found TIT probe not working. C/A: R&R TIT probe Assy, P/N ETI-G2-711-1.
- 5) D: Wastegate master/slave linkage loose. C/A: R&R clevis pin and cotter on RH wastegate P/N MS20392-1C19 and P/N MS24665-134. Recommend to have linkage replaced with improved cable linkage.
- 6) D: LH strut fairing missing screw. C/A: Replaced screw and washer P/N 12978-101 and P/N NAS1149FN832P.
- 7) D: Cylinder preheat strip loose on cylinder #1. C/A: Repositioned strip and secured.

D-Discrepancy, C/A-Corrective Action, C/W-Complied with, IAW-In accordance with, AMM-Aircraft Maintenance Manual, P(S)/N-Part (Serial) Number, R&R-Removed and Replaced

This aircraft and/or component(s) identified above were repaired and inspected in accordance with current Federal Aviation Regulations and were found Airworthy for return to service.  
Chad R Barnes, A&P 511157268

11-1-08



**Exec Air LLC**

Hilton Head Island Airport (HXD)

71 Summit Drive  
Hilton Head, SC 29926-3600  
(843) 681-4705  
info@ExecAirHiltonHead.com




Cirrus SR22  
S/N - 2135

**N908SE**

4/11/09 Hobbs-620.7, Flight-524.9

Drained oil and service engine with new Champion Filter P/N CH48108-1 and 8 qts of Exxon Elite 20W50. Opened filter, checked - OK. Oil sample taken.

D-Discrepancy, C/A-Corrective Action, C/W-Complied with, IAW-In accordance with, AMM-Aircraft Maintenance Manual, P(S)/N-Part (Serial) Number, R&R-Removed and Replaced

This aircraft and/or component(s) identified above were repaired and inspected in accordance with current Federal Aviation Regulations and were found Airworthy for return to service.  
Chad R Barnes, A&P 511157268 

90-07-97e

**Exec Air** LLC

Hilton Head Island Airport (HXD)

71 Summit Drive  
Hilton Head, SC 29926  
(843) 681-4705  
info@ExecAirHH.com



Cirrus SR22  
S/N - 2135

**N908SE**

7/3/09

Hobbs: 643.20 F-544.3

1. 100Hour/Annual Inspection complied with FAR 43 appendix D and IAW Cirrus AMM 5-20 Turbo
2. Differential pressure check 1) 62, 3) 46, 5) 68, 2) 64, 4) 64, 6) 68 all over 80 psi, Master orifice reading - 42 psi. Staked #3 valve and recommend rechecking in 10 hours.
3. Drained oil and service engine with new Champion Filter P/N CH48108 and 7 qts of Exxon Elite 20W-50. Opened filter, checked - OK. Oil sample taken.

D-Discrepancy, C/A-Corrective Action, C/W-Complied with, IAW-In accordance with, AMM-Aircraft Maintenance Manual, P(S)/N-Part (Serial) Number R&R-Removed and Replaced

This aircraft and/or component(s) indentified above were repaired and inspected in accordance with current Federal Aviation Regulations and were found Airworthy for return to service.

Gene Salazar, A&P 2652415

U  
C  
I  
C  
E

**Exec Air LLC**  
Hilton Head Island Airport (HXD)

71 Summit Drive  
Hilton Head, SC 29926  
(843) 681-4705  
info@ExecAirHH.com



S/N - 211  
10/27/09

Hobbs: 6870, 110

1. Cylinder #3 compression low at 80lb. C/A: Pulled cylinder #3 off P/N# A0096EC743 Assy # 655932A3. Sent to Repair Station PP4R448M for repairs and re-installed with new piston rings and piston pin. Ops check - good.

D-Discrepancy, C/A-Corrective Action, C/W-Complied with, IAW-In accordance with, AMM-Aircraft Maintenance Manual, P(S)/N-Part (Serial) Number, RBR-Removed and Replaced

This aircraft and/or component(s) identified above were repaired and inspected in accordance with current Federal Aviation Regulations and were found Airworthy for return to service.

Gary Gildner A&P 3119422

A handwritten signature in black ink, appearing to read "G. Gildner", is written over the printed name and title.

101-109-109





Drained oil and service engine with new oil filter P/N AA48108-2 and 8 qts of Phillips X/C 20W-50. Opened filter, checked - OK. Washed down engine. Operation check - OK.

D-Discrepancy, C/A-Corrective Action, C/W-Complied with, IAW-In accordance with, AMM-Aircraft Maintenance Manual, P(S)/N-Part (Serial) Number, RGR-Removed and Replaced

This aircraft and/or component(s) identified above were repaired and inspected in accordance with current Federal Aviation Regulations and were found Airworthy for return to service.

Gary Gildner A&P 3119422

engine-log



1. Drained oil and service engine with new oil filter P/N AA48108-2 and 8 qts of Phillips X/C 20W-50. Opened filter, checked - OK. Washed down engine. Operation check - OK.
2. Alt air door switch wire broken. C/A: Repaired as necessary.

D-Discrepancy, C/A-Corrective Action, C/W-Complied with; IAW-In accordance with; AMM-Aircraft Maintenance Manual; P(S)/N-Part (Serial) Number; RGR-Removed and Replaced

This aircraft and/or component(s) identified above were repaired and inspected in accordance with current Federal Aviation Regulations and were found Airworthy for return to service.

Ralf Schey, 496986186 IA

e  
n  
g  
i  
n  
e  
e  
r  
i  
n  
g



1. 100Hr/Annual Inspection complied with FAR43 appendix D and IAW Cirrus AMM 5-20 Turbo Pg. 1
2. Differential pressure check 1) 60, 3) 72, 5) 60, 2) 65, 4) 64, 6) 66 all over 80 psi. Master orifice reading - 42 psi
3. Drained oil and service engine with new Champion Filter P/N CH48108 and 8 qts of Phillips X/C 20W-50. Opened filter, checked - OK. Oil sample taken.
4. R & R magnetos and time to 21.5
5. C/W Manufactures 500 hour inspection, removed magnetos, repaired, installed and set timing for P/N 10-500556-101 s/n D06GA014
6. C/W Manufactures 500 hour inspection, removed magnetos, repaired, installed and set timing for P/N 10-500556-101 s/n D06GA039
7. D: RH exhaust bracket cracked. R&R exhaust bracket P/N 22-6200035
8. D: LH exhaust bracket cracked. R&R exhaust bracket P/N 22-6200045

**EXEC-AIR**



1. 100Hr/Annual Inspection complied with FAR43 appendix D and IAW Cirrus AMM 5-20 Turbo Pg. 1
2. Differential pressure check 1) 60, 3) 72, 5) 60, 2) 65, 4) 64, 6) 66 all over 80 psi. Master orifice reading - 42 psi
3. Drained oil and service engine with new Champion Filter P/N CH48108 and 8 qts of Phillips X/C 20W-50. Opened filter, checked - OK. Oil sample taken.
4. R & R magnetos and time to 21.5
5. C/W Manufactures 500 hour inspection, removed magnetos, repaired, installed and set timing for P/N 10-500556-101 s/n D06GA014
6. C/W Manufactures 500 hour inspection, removed magnetos, repaired, installed and set timing for P/N 10-500556-101 s/n D06GA039
7. D: RH exhaust bracket cracked. R&R exhaust bracket P/N 22-6200035
8. D: LH exhaust bracket cracked. R&R exhaust bracket P/N 22-6200045

**E  
X  
E  
C  
A  
I  
R  
L  
L  
C**

**Exec Air LLC**

Hilton Head Island Airport (HXD)

71 Summit Drive  
Hilton Head, SC 29926-3600  
(843) 681-4705  
cirrushxd@gmail.com



Cirrus SR22  
S/N - 2135

**N908SE**

9/24/10 Flight: 688.1

Warranty work: Removed starter adaptor P/N 642083-A2 and removed iskra starter P/N 656181 sn 06410154. Installed new starter adaptor P/N 642083-A2 and new starter P/N 657596 Rev B and gasket P/N 653470

D-Discrepancy, C/A-Corrective Action; C/W-Complied with; IAW-In accordance with; AMM-Aircraft Maintenance Manual; P(S)/N-Part (Serial) Number R&R-Removed and Replaced

This aircraft and/or component(s) identified above were repaired and inspected in accordance with current Federal Aviation Regulations and were found Airworthy for return to service.

Derek Edgerton 3165126 A&P

**a  
i  
r  
f  
r  
a  
m  
e**

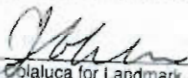



330 Aviation Way  
Frederick, MD 21701  
301-662-8156  
CRS LC1R291K

Date: 4/20/2011; Aircraft: N908SE, Hobbs: 872.1  
Shop Order #: S05-11-60360

ENGINE LOG ENTRY:

Oil and filter changed, serviced with 7 qts Phillips 20W50 XC. Old filter cut open and inspected, no contaminants found. Engine ground run ok, no leaks noted.

  
C. Jong,  for Landmark Aviation CRS LC1R291K

Date: 4/20/2011; Aircraft: N908SE; Hobbs: 872.1  
Shop Order#: S05-11-60360

? Flight  
745.0

ENGINE LOG ENTRY:

Oil and filter changed, serviced with 7 qts Phillips 20W50 XC. Old filter cut open and inspected, no contaminants found. Engine ground run ok, no leaks noted.

  
C. John Colaluca for Landmark Aviation CRS LC1R291K

**AvDyne AeroServices, LLC**

MAKE: Cirrus

DATE: 08/09/11

MODEL: SR22

WORKORDER: 11-08-001

SERIAL NO.: 2135

TOTAL TIME: 909.2

REGISTRATION NO.: N908SE

TAC TIME: 778.5

1. Completed annual inspection engine in accordance with FAR 43 appendix "D".
2. Completed annual inspection per Cirrus maintenance manual.
3. Compression check #1-62/80, #2-64/80, #3-66/80, #4-64/80, #5-68/80, #6-66/80.
4. Drained oil, sample taken.
5. Oil filter removed and cut open, no metal found. Installed PN AA48108 oil filter torqued and safetied.
6. Serviced with 8qts of 20w50 phillips oil.
7. Spark plugs removed, cleaned, gapped, and inspected. Installed with new PN M674 gaskets.
8. Removed and cleaned fuel injectors.
9. Serviced air filter.
10. Replaced alternator PN 649304.
11. Replaced both turbo band clamps PN 11-110-0023.
12. AD's researched thru 08/09/2011.

////////////////////////////////////END////////////////////////////////////

This aircraft and or component identified above was repaired and inspected in accordance with current Federal Aviation Regulations and was found airworthy for return to service. Pertinent details of the repair are on file at agency under Work Order No.: 11-08-001

Date: 08/09/11

Signed:   
For AvDyne AeroServices LLC CRS #Y7NR985Y

**Exec Air** LLC

Hilton Head Island Airport (HXD)

71 Summit Drive  
Hilton Head, SC 29926-3600  
(843) 681-4705  
cirushxd@gmail.com



Cirrus SR22  
S/N - 2135

**N908SE**

11/29/11

H:960.5/F:822.9

Drained oil and service engine with 8 qts of Phillips X/C 20W-50 installed new Champion Filter P/N CH48108. Opened filter, checked - OK. Oil sample taken.

D-C discrepancy C/A-Corrective Action C/W-Complied with IAW-in accordance with AMM-Aircraft Maintenance Manual P(S)/N-Part (Serial) Number RGR-Removed and Replaced

This aircraft and/or component(s) identified above were repaired and inspected in accordance with current Federal Aviation Regulations and were found Airworthy for return to service.

Derek Edgerton 3165126 A&P

engine log



**Exec Air LLC**

Hilton Head Island Airport (HXD)

71 Summit Drive  
Hilton Head, SC 29926-3600  
(843) 681-4705  
cirrushxd@gmail.com



Cirrus SR22  
S/N - 2135

**N908SE**

4/14/2012

H: 1007.2/F: 865.7

Drained oil and serviced engine with 8 qts of Phillips X/C 20W-50 installed new Champion Filter P/N CH48108. Opened filter, checked - OK. Oil sample taken.

D-Discrepancy, C/A-Corrective Action, C/W-Complied with, IAW-In accordance with, AMM-Aircraft Maintenance Manual, P(S)/N-Part (Serial) Number, R&R-Removed and Replaced

This aircraft and/or component(s) identified above were repaired and inspected in accordance with current Federal Aviation Regulations and were found Airworthy for return to service.

Derek Edgerton 3165126 A&P

90-1-936




**LANDMARK**  
AVIATION

330 Aviation Way  
Frederick, MD 21701  
301-862-8156  
CRS LC1R291K

Date: 5/18/2012; Aircraft: N908SE; Hobbs: 1019.8; Total Time: 876.6

ENGINE LOG ENTRY:

Installed new Tempest URHB32E spark plug in number 6 top position. Post maintenance ground run satisfactory.

  
C. John Colalucia for Landmark Aviation CRS LC1R291K

TCM Engine Model	IO-550N42B
TCM Serial	689895
Test Document	TH-3215 Rev G
Software Release#	1.98, 05/13/04
Start Time	7/18/06, 07:13:25
Accepted Time	7/18/06, 08:31:36
Cell# & Operator	ES7, 037, 29274
Sea Level Power	310 HP @ 2700 Prop RPM
Vapor Pressure	0.88 In HG
Temp, Wet Baro	86.00 F, 30.03 in HG

# Teledyne Continental Motors

## Aircraft Engine Standard Acceptance

### Test Log

Test Club#	C2641A
Rqrd Pitch	20.5° ± .5
Actual Pitch	20.5°
Mixture Check	Pass
Alternator Check	PASS

Mag Data	Required	Actual
Eng Speed Both	2100	2105
Eng Speed Right	N/A	2022
Right Mag Drop	150	82
Eng Speed Left	N/A	2044
Left Mag Drop	150	60
Mag Drop Spread	50	22
Fuel Flow (Ref.)	62	76

**Note: Magneto check between Run 2 & 3**

Run Information	Run 1	Run 2	Run 3	Run 4	Run 5	Run 6	Run 7	Run 8
Time Of Day	07:17:20	07:18:30	07:21:49	07:23:59	07:34:19	07:49:51	08:01:40	08:23:10
Run Time Rqd (MM:SS)	01:00	01:00	01:00	10:00	10:00	01:00	10:00	05:00
Run Time	01:00	01:00	01:00	10:00	10:00	01:00	10:00	05:00
Prop Speed Rqd (RPM)	1175-1225	1575-1625	2425-2475	2740-2790	2509-2534	575-625	2500-2525	2499-2524
Prop Speed	1194	1606	2453	2761	2522	609	2512	2509
Manifold Press Rqd (InHg)	N/A	N/A	N/A	26.1-29.1	N/A	18.5 MAX	N/A	N/A
Manifold Press	10.0	11.4	21.9	27.9	22.6	12.6	22.1	22.0
Turbo Dis Press Rqd (InHg)	N/A	N/A	N/A	N/A	N/A	N/A	N/A	N/A
Turbo Dis Press	29.1	29.1	29.1	29.1	29.2	29.1	29.1	29.1
Fuel Flow Rqd (lb/hr)	N/A	N/A	N/A	154.4-164.4	109.5-125.5	N/A	N/A	N/A
Fuel Flow	24.6	35.5	115.2	161.7	122.0	11.4	118.1	117.8
Nozzle Press Rqd (PSID)	N/A	N/A	N/A	21.4-22.0	13.6-14.8	N/A	N/A	N/A
Nozzle Press	4.6	5.1	13.3	21.8	14.2	5.7	13.8	13.8
Fuel Pump Press Rqd (PSIG)	N/A	N/A	N/A	30.0 REF	N/A	8.0-10.0	N/A	N/A
Fuel Pump Press	15.0	17.3	30.4	33.3	31.3	10.0	30.4	30.4
Fuel Temp Rqd (°F)	N/A	N/A	N/A	N/A	N/A	N/A	N/A	N/A
Fuel Temp	67	65	60	60	63	68	61	61
Ambient Temp Rqd (°F)	N/A	N/A	N/A	N/A	N/A	N/A	N/A	N/A
Ambient Temp	86	86	91	96	96	88	94	93
Eng Inlet Oil Temp Rqd (°F)	90-240	120-240	165-240	180-240	165-240	140-240	165-240	165-240
Eng Inlet Oil Temp	103	121	166	180	203	186	169	169
Eng Oil Press Rqd (PSIG)	30.0 MIN	30.0 MIN	30.0 MIN	49.6-60.6	30.0 MIN	15.3 MIN	30.0 MIN	30.0 MIN
Eng Oil Press	54.7	59.4	56.3	53.8	46.4	26.7	56.2	56.1
Min Cylinder Temp Rqd (°F)	150 MIN	175 MIN	250 MIN	250 MIN	250 MIN	N/A	250 MIN	250 MIN
Max Cylinder Temp Rqd (°F)	460 MAX	460 MAX	460 MAX	460 MAX	460 MAX	460 MAX	460 MAX	460 MAX
Cylinder 1 Temp	184	225	331	395	410	277	315	290
Cylinder 2 Temp	185	222	329	394	401	258	323	303
Cylinder 3 Temp	175	205	295	346	345	248	295	278
Cylinder 4 Temp	178	210	298	347	351	236	290	282
Cylinder 5 Temp	179	211	296	350	352	231	287	271
Cylinder 6 Temp	162	187	253	300	298	199	250	250
Collar Press Differential Rqd (PSID)	N/A	N/A	N/A	15.6 MAX	N/A	N/A	N/A	N/A
Collar Press Differential	0.7	0.7	0.6	0.5	0.5	0.2	0.7	0.8



**LANDMARK**  
AVIATION

330 Aviation Way  
Frederick, MD 21701  
301-662-8156  
CRS LC1R291K

Date: 9/07/2012; Aircraft: N908SE; Tach: 906.1

Shop Order #: S05-12-61127

Oil and filter changed, serviced with Phillips 20W50. Old filter cut open and inspected, no contaminants found. Compression checked as follows: 1-37/80 2-42/80 3-62/80 4-50/80 5-XX/80 6-XX/80 (master orifice reads 37/80). Removed cylinders number 5 and 6 and reinstalled after repair by G&N Aircraft on their work order number 68984. Repositioned and secured mag pressurization hose. Installed chafe guard on left turbo air duct. Fabricated and installed patch on right mid baffle. Repositioned right cylinder bank drain tube assembly. Repositioned number 5 cylinder baffle. Manufactured and installed doubler strip for right intercooler mount holes. Borescoped all cylinders and supplied pictures to owner. Post maintenance ground run satisfactory, no leaks noted. I certify that this engine has been inspected in accordance with a 100 hour inspection and has been approved for return to service.

  
C. John Colaluca for Landmark Aviation CRS LC1R291K

October 27,2012

N908SE Cirrus SR22

Tach: 933.4

Oil changed with replacment Tempest filter AA48108-2 and serviced with 8 quarts of Phillips X/C Aviation Oil 20W50 as well as 1 pint of Camguard. Oil filter examination was normal. Battery water added in 5 cells.

Brian Turrisi Certificate # 2170604

**Exec Air LLC**

Highway 101 to Airport (H&D)  
Work Order/Invoice  
Reference: 1079

71 Summit Drive  
Hilton Head, SC 29928  
(843) 891-4705  
office@execairllc.com



Cirrus SR22 **N908SE**  
S/N - 2135  
11/3/2012 H: 1087.7/F: 935.9

8-1-8-0

D: R&R engine spark plugs (except #6) with new tempst URHB32E supplied by customer. Ops check good. MT Initial <u>TH</u> (TH)	
O-Consent; C/A-Corrective Action; C/W-Complied with; U/W-In accordance with; S/M-Aircraft Maintenance Manual; A/S/A-Part (Serial) Number; RSR-Removed and Replaced; MT - Maintenance Instructions	
This aircraft and/or component(s) identified above were repaired and inspected in accordance with current Federal Aviation Regulations and were found Airworthy for return to service. Edward "Tra" Howe 171841672 AP <i>Edward P. Howe</i>	

REPAIR SHEET

ExecAir of HHI

Hilton Head Airport HXD  
Reference: Invoice # 1138



71 Summit Drive  
Hilton Head Island, SC 29926  
843.681.4705

DATE	AIRCRAFT REG #	MANUFACTURE	MODEL #	SERIAL #	HOBBS TIME	FLIGHT/TACH TIME
1/21/13	N908SE	Cirrus	SR22	2135	1117.3	N/A
						AIRFRAME LOG

D: EGT probe type K inop. C/A: R&R probe with customer supplied P/N 86245

D- Discrepancy; C/A- Corrective Action; C/W-Complied With; IAW-In Accordance With; AMM-Aircraft Maintenance Manual; P/S/N- Part/Serial Number; R&R-Remove and Replaced; MT- Maintenance Technician

This aircraft was serviced/repaired/inspected in accordance with current requirements of the FAA and is approved for return to service.

Ioan Hendre A&P # 3437973

A handwritten signature in blue ink, appearing to read "Ioan Hendre", written over a horizontal line.

3/24/2013

N908SE Cirrus SR22

983.9 Tach

Fifteen hour inspection performed today with oil change, battery servicing and general inspection. Oil filter replaced and filled with 8 quarts of Phillips Xc 20W-50 oil. One battery cell serviced with water.

Brian Turrisi Certificate # 2170604





DOMINION AVIATION

Date: 9/18/2013; Aircraft: 908SE; Type: CIRRUS SR-22; S/N: 2135; Hobbs: 1200.20; Tach: 1036.90; Total Time: 1036.90; Engine - Type: IO-550-N, S/N: 689895, Time: 1036.90; Prop - Type: , S/N: , Time: 1036.90

\*\*\*\* ENGINE \*\*\*\*

- Complied with the annual and 100 hour inspection in accordance with Dominion Aviation Services FORM 0100 which meets the requirements of FAR 43 appendix D and with reference to Cirrus SR22 maintenance manual chapter 5-20, page1-23.
- Complied with a compression check on all engine cylinders. The readings were as follows: #1 - 22/80, #2 - 46/80, #3 - 64/80, #4 - 38/80, #5 - 72/80, #6 - 77/80, master orifice reading 46/80. Re-checked low cylinders #1 - 27/80, #2 - 44/80, #4 - 34/80, master orifice 46/80. Performed second ground run of aircraft and third compression check on all engine cylinders. The readings were as follows: #1 - 30/80, #2 - 40/80, #3 - 56/80, #4 - 40/80, #5 - 65/80, #6 - 75/80. Master orifice reading 47/80.
- Complied with the oil and filter change. Serviced with 8 quarts of Phillip's X/C 20W50. Installed new oil filter p/n CH48108-1. Cut open the old filter and found no defects. Ran the engine with no leaks detected. Reference SR22 maintenance manual chapter 79.
- Removed the spark plugs. Inspected, cleaned, gapped and rotated the spark plugs. Re-installed the spark plugs with new gaskets, pn# M674. Reference : Champion aviation service manual AV6-R.
- Checked and listed all applicable Airworthiness Directives using ATP revision dated 09/03/2013. Complied with the logbook research. Updated the computer profiles.
- Complied with 100 hour lubrication in reference to Cirrus SR22 maintenance manual chapter 12-00.
- Complied with the engine oil sample as required. Prepped and shipped the sample to the lab for analysis.
- Performed borescope inspection of #1, #2, and #4 cylinders due to low compressions. No discrepancies noted on any cylinder walls. #2 and #4 cylinder exhaust valves appear burned. #1 cylinder exhaust valve does not look as bad as #2 and #4, but worse than #5 or #6. Recommended #1, #2, and #4 cylinders be repaired or replaced. Borescope inspection performed with reference to TCM SB03-3.
- Removed cylinders #1(p/n 655932A3, s/n AC06EC606), #2(p/n 655932A3, s/n AC06EC967), and #4(p/n 655932A3, s/n AC06EC623) for outside repair due to low compressions. Repairs performed by CRS#MW2R020L. Installed repaired cylinders #1(p/n 655932A3, s/n AC06EC606), #2(p/n 655932A3, s/n AC06EC967), and #4(p/n 655932A3, s/n AC06EC623) with new wrist pins, new cylinder base o-rings, push rod tube seals, rocker cover seals and injector seals / o-rings, new induction gaskets and exhaust gaskets. Performed ground run, functional checks, leak checks and compression checks with no discrepancies found. Post cylinder repair compression check readings were as follows: #1 - 67/80, #2 - 62/80, #3 - 60/80, #4 - 74/80, #5 - 62/80, #6 - 78/80. Master orifice reading 46/80. Reference Cirrus SR22 maintenance manual chapters 71, 72, 73, 74, and 78, TCM IO-550 premold series engine maintenance and overhaul manual, and Tornado Alley Turbo, Inc. Continued Airworthiness Manual for Cirrus Design SR22 Series Airplanes Tubronormalized per STC's SA10588SC and SE10589SC, Document 22-6460004 Continued Airworthiness, Rev.C, dated 22 Sept 2011.
- Complied with 200 hour lubrication in reference Cirrus SR22 maintenance manual chapter 12-00.
- Complied with 300 hour lubrication in reference to Cirrus SR22 maintenance manual chapter 12-00.
- Complied with 500 hour lubrication in reference to Cirrus SR22 maintenance manual chapter 12-00.
- Stop drilled crack in left aft engine baffling in reference to AC 43.13-1B chapter 4-41.
- Visually inspected #5 cylinder lower plug ignition lead insulation wear and terermined wear damage to insulation to be superficial. Installed protective sprial wrap over worn section, secured with high temp sealant and adjusted routing of ignition leads to prevent future wear. Reference Cirrus SR22 maintenance manual chapters 20 & 74.

I certify that this ENGINE has been inspected in accordance with a/an Annual/100hr inspection and was determined to be in airworthy condition. Details on file at this facility.

Inspector [Signature]

Date 09/18/13



DOMINION AVIATION

Work Order # 24580

Dominion Aviation CRS #ODAR018H  
7511 Airfield Drive  
Richmond, Virginia 23237  
(804) 271-7793



ExecAir of HHI

Hilton Head Airport HXD  
Reference: Invoice # 1401



71 Summit Drive  
Hilton Head Island, SC 29926  
843.681.4705

DATE	AIRCRAFT REG #	MANUFACTURE	MODEL #	SERIAL #	HOBBS TIME	FLIGHT/TACH TIME
12/26/13	908SE	Cirrus	SR22	2135	1244.2	F: 1075.3
						ENGINE LOG

1. Drained oil and service engine with 7 qts of Phillips X/C 20W-50 installed new Champion Filter P/N CH48108-1 . Opened filter, checked - OK. Ops and leaks check - good.

D- Discrepancy; C/A- Corrective Action; C/W-Complied With; IAW-In Accordance With; AMM-Aircraft Maintenance Manual; P/S/N- Part/Serial Number; R&R-Remove and Reolaced; MT- Maintenance Technician

This aircraft was serviced/repaired/inspected in accordance with current requirements of the FAA and is approved for return to service.

Edward "Tre" Howe A&P# 171641872



2601 Cessna Lane NW Kennesaw, GA 30144 770-427-4954  
LOG ID# 15788 08-April-2014 WO# 14129  
N908SE S/N 2135 CIRRUS SR22  
HOBBS 1096.2

Pg 1 / 1

AVIATION, INC.

\*\*\* ENGINE LOG ENTRY \*\*\*

REPLACED STARTER ADAPTER PN 642083-A12 SN QAA13426 OVERHAULED BY QUALITY AIRCRAFT ACCESSORIES WO # 1170013426 DATED 03/12/2014. RAN ENGINE AND ALL CHECKS SATISFACTORY.

MAINTENANCE RELEASE.

THIS AIRCRAFT, AIRFRAME, AIRCRAFT ENGINE, OR APPLIANCE IDENTIFIED ABOVE WAS REPAIRED AND INSPECTED IN ACCORDANCE WITH CURRENT MAINTENANCE RULES OF THE FEDERAL AVIATION REGULATIONS AND IS APPROVED FOR RETURN TO SERVICE FOR WORK PERFORMED UNDER WO#14120 AT REPAIR STATION DK7R795J. PERTINENT DETAILS OF THE REPAIR ARE ON FILE AT THIS REPAIR STATION.

Signed DK7R795J FOR DLK AVIATION, INC.

June 23, 2014

N908SE Cirrus SR22

1105.5

ENGINE  
TIME

I certify that on this date I changed the oil and replaced the oil filter .  
Serviced with 8 qts. Phillips 20W-50 oil. The oil filter was cut and  
inspected and an oil sample sent for analysis.

Brian Turrisi Certificate # 2170604





2601 Cessna Lane NW Kennesaw, GA 30144 770-427-4954  
LOG ID# 16269 16-October-2014 WO# 14398  
N908SE S/N 2135 CIRRUS SR22  
HOBBS 1126.5  
TTENG 1126.5

Pg 1 / 1

\*\*\* ENGINE LOG ENTRY \*\*\*

SEE AIRCRAFT LOG FOR AO COMPLIED WITH DURING THIS ANNUAL. REPLACED THE FOLLOWING: UPPER DECK HDSE P/N H-175, INTERCOOLER SEAL P/N T-1001-4-R, STARTER O-RING P/N MS960-516. REMOVED CYLINDERS #3, #5 AND #6. GROUND VALVES AND SEATS. LAPPEO VALVES. BUILT UP CYLINDERS. NEW KEEPERS P/N 24802. REINSTALLED CYLINDERS, NEW GASKETS AND SEALS. RETORQUEO CYLINDERS IN ACCORDANCE WITH S/B 96-7C. RAN ENGINE - ALL CHECKS NORMAL. NO OIL LEAKS NOTED. REPAIRED RIGHT INTERCOOLER FLANGE WITH SHEET METAL REPAIR. TIMED MAGS TO 21.5 DEGREES. SECURED LEFT AND RIGHT TURBO HEATSHIELDS. REPAIRED ALTERNATOR DOOR SWITCH WIRES. CLEANED AND TREATED K&N FILTER. RETORQUED EXHAUST HARDWARE AFTER ENGINE RUNS. BOROSCOPEO CYLINDERS - NO DEFECTS NOTED. DRAINED OIL. CHECKED AND REPLACED OIL FILTER - NO METAL NOTED. OIL SAMPLE TAKEN. CLEANED AND GAPPED SPARK PLUGS. SERVICEO WITH AEROSHELL 50/100W OIL. WASHED ENGINE, RAN ENGINE - ALL CHECKS NORMAL. NO OIL LEAKS NOTED. LUBRICATED TURBO CONTROLS. INSPECTED EXHAUST SYSTEM. PERFORMED COMPRESSION CHECK: #1 68/80 #2 61/80 #3 72/80 #4 68/80 #5 74/80 #6 75/80. MASTER ORIFICE 44. I CERTIFY THAT THIS AIRCRAFT AND/OR ENGINE HAS BEEN INSPECTED IN ACCORDANCE WITH A/AN ANNUAL INSPECTION AND OETERMINED TO BE IN AIRWORTHY CONDITION.

MAINTENANCE RELEASE.

THIS AIRCRAFT, AIRFRAME, AIRCRAFT ENGINE, OR APPLIANCE IDENTIFIED ABOVE WAS REPAIRED AND INSPECTED IN ACCORDANCE WITH CURRENT MAINTENANCE RULES OF THE FEDERAL AVIATION REGULATIONS AND IS APPROVED FOR RETURN TO SERVICE FOR WORK PERFORMED UNDER WO#14398 AT REPAIR STATION DK7R795J. PERTINENT DETAILS OF THE REPAIR ARE ON FILE AT THIS REPAIR STATION.

Signed DK7R795J FOR DLK AVIATION, INC.

**Tango Aviation - Lawrenceville, GA (KLZU) Phone (864) 985-8839**

Removed RH exhaust and replaced with Tornado Alley part# 228850003.  
Removed RH Turbocharger for repair, installed Overhauled Turbocharger. Work performed by Main Turbo under work order 38904. See FAA form 8130.  
Adjusted Wastegate for proper operation, Adjusted Absolute Pressure Controller per Tornado Alley ICAM  
Replaced Heater Soest hose with Tornado Alley Part #04-0400001-5-1204  
Repaired Cylinder #1 EGT Probe  
Adjusted Magneto timing to 21.5 BTDC  
Replaced Slave Wastegate Clevis pin

**Engine Log Entry**

Date 12/6/2014  
Hobbs: 1320.3  
Flight: 1138.5  
Type SR22  
Serial# 2135

This aircraft, airframe, engine and/or appliance was repaired and/or inspected in accordance with current FAR's and manufacturer instructions and was found to be airworthy for return to service

Signed  Tim Masters 2802663 IA

12/7/2014  
Date

5/27/2015

N908SE Cirrus SR22

1165.6

Oil change performed and oil sample sent. Oil filter opened and examined and no unusual particles found. Oil replaced with 7 quarts of Phillips A/C 20W-50W oil and 1 quart of Camguard. Battery serviced and water added to fill line in all cells.

Brian Turrisi Certificate # 2170604



2601 Cessna Lane NW Kennesaw, GA 30144 770-427-4954  
 LOG ID# 16269 16-October-2014 WO# 14398  
 N908SE S/N 2135 CIRRUS SR22  
 HOBBS 1126.5  
 TTENG 1126.5

\*\*\* ENGINE LOG ENTRY \*\*\*

SEE AIRCRAFT LOG FOR AD COMPLIED WITH DURING THIS ANNUAL. REPLACED THE FOLLOWING: UPPER DECK HOSE P/N H-175, INTERCOOLER SEAL P/N T-1001-4-R, STARTER O-RING P/N MS960-516. REMOVED CYLINDERS #3, #5 AND #6. GROUND VALVES AND SEATS. LAPPED VALVES. BUILT UP CYLINDERS. NEW KEEPERS P/N 24802. REINSTALLED CYLINDERS, NEW GASKETS AND SEALS. RETORQUED CYLINDERS IN ACCORDANCE WITH S/B 96-7C. RAN ENGINE - ALL CHECKS NORMAL. NO OIL LEAKS NOTED. REPAIRED RIGHT INTERCOOLER FLANGE WITH SHEET METAL REPAIR. TIMED MAGS TO 21.5 DEGREES. SECURED LEFT AND RIGHT TURBO HEATSHIELDS. REPAIRED ALTERNATOR DOOR SWITCH WIRES. CLEANED AND TREATED K&N FILTER. RETORQUED EXHAUST HARDWARE AFTER ENGINE RUNS. BOROSCOPIED CYLINDERS - NO DEFECTS NOTED. DRAINED OIL. CHECKED AND REPLACED OIL FILTER - NO METAL NOTED. OIL SAMPLE TAKEN. CLEANED AND GAPPED SPARK PLUGS. SERVICED WITH AEROSHELL 50/100W OIL. WASHED ENGINE, RAN ENGINE - ALL CHECKS NORMAL. NO OIL LEAKS NOTED. LUBRICATED TURBO CONTROLS. INSPECTED EXHAUST SYSTEM. PERFORMED COMPRESSION CHECK: #1 68/80 #2 61/80 #3 72/80 #4 68/80 #5 74/80 #6 75/80. MASTER ORIFICE 44. I CERTIFY THAT THIS AIRCRAFT AND/OR ENGINE HAS BEEN INSPECTED IN ACCORDANCE WITH A/AN ANNUAL INSPECTION AND DETERMINED TO BE IN AIRWORTHY CONDITION.

MAINTENANCE RELEASE.

THIS AIRCRAFT, AIRFRAME, AIRCRAFT ENGINE, OR APPLIANCE IDENTIFIED ABOVE WAS REPAIRED AND INSPECTED IN ACCORDANCE WITH CURRENT MAINTENANCE RULES OF THE FEDERAL AVIATION REGULATIONS AND IS APPROVED FOR RETURN TO SERVICE FOR WORK PERFORMED UNDER WO#14398 AT REPAIR STATION DK7R795J. PERTINENT DETAILS OF THE REPAIR ARE ON FILE AT THIS REPAIR STATION.

*Daniel L. Kendall*

Signed DK7R795J FOR DLK AVIATION, INC.

**Tango Aviation - Lawrenceville, GA (KLZU) Phone (864) 985-8839**

**Engine Log Entry**

Date 12/6/2014  
 Hobbs: 1320.3  
 Flight 1138.5  
 Type SR22  
 Serial# 2135

- Removed RH exhaust and replaced with Tornado Alley part #22950003.
- Removed RH Turbocharger for repair. Installed Overhauled Turbocharger. Work performed by Main Turbo under work order 38904. See FAA form 8130
- Adjusted wastegate for proper operation. Adjusted Absolute Pressure Controller per Tornado Alley ICAW
- Replaced Master Soots hose with Tornado Alley Part #04-0400001-5-1204
- Repaired Cylinder #1 EGT Probe
- Adjusted Magneto timing to 21.5 BTDC
- Replaced Slave Wastegate Clevis pin

This aircraft, airframe, engine and/or appliance was repaired and/or inspected in accordance with current FAR's and manufacturer instructions and was found to be airworthy for return to service

*Jim Masters*  
 Signed Jim Masters 2802663 IA

12/7/2014  
 Date

5/27/2015

N908SE Cirrus SR22

1165.6

Oil change performed and oil sample sent. Oil filter opened and examined and no unusual particles found. Oil replaced with 7 quarts of Phillips A/C 20W-50W oil and 1 quart of Camguard. Battery serviced and water added to fill line in all cells.

*Brian Turrisi*  
 Brian Turrisi Certificate # 2170604

Engine

Date: Nov 9 2015 Aircraft # N908SE Serial # 2135 / 689895  
 Tach: 1210.7 Total Time: 1210.7 SMOH:

Comments:

Oil change removed old filter inspected element no metal found installed new filter 48108-1. drained and replaced oil with 20w50 phillips XC 8 Qts. Completed compression check #1=62 #2=70 #3=76 #4=70 #5=75 #6=74. removed and sent left side turbo for overhaul reinstalled turbo overhauled under work order 50232 at Main Turbo. Complete overhaul on both right and left mags engine timed run up completed all checks normal. AD compliance in records. Completed 100 hour IAW Far 43 appendix D and TCM manual. I certify this engine has been inspected IAW 100 hour inspection and and was determined to be in airworthy condition.  
 Dennis Argetsinger A&P3476651 *Dennis Argetsinger*



Date	Total Time		Time Since Last Overhaul		<b>Engine Service and Maintenance Record</b> Installations, Inspections, Airworthiness Directives, Special Inspections, Modifications and Service Bulletins
	Hrs.	Min.	Hrs.	Min.	
Brought Forward	→				
10-10-2015	1210	7	SINCE NEW		ANNUAL 100HR INSP C/W THIS DATE R OF FAR 43 APPENDIX D. SCOPE AND DETAIL INSP. CHECKED ALL AD'S TO DATE. I CERTIFY THAT THIS ENG. HAS BEEN INSPECTED IAW 100HR/ ANNUAL INSP. AND FOUND TO BE IN AN AIRWORTHY CONDITION  GARY GAUY Gary Gaud ADP16719361A

FAA/United States

# AUTHORIZED RELEASE CERTIFICATE

FAA Form 8130-3, AIRWORTHINESS APPROVAL TAG

3. Form Tracking Number:

INVOICE#40135

4. Organization Name and Address:

Main Turbo Systems, Inc.  
234 South Cotta Court  
Visalla, Ca. 93292 U.S.A.

FAA Approved Repair Station# MAMR190K  
Certificate NO: EASA.145-6274  
(800) 847-8815 or (559) 635-3322

5. Work Order/Contract/Invoice Number:

W/O#50232

6. Item:	7. Description:	8. Part Number:	9. Quantity:	10. Serial Number:	11. Status/Work:
1	HARTZELL TURBOCHARGER	466304-0003	1	KBN00038	Overhauled

12. Remarks:

- Turbocharger overhauled per Hartzell overhaul manual P/N 400600-0000 Revision B.
- All Hartzell service letters, bulletins and AD notes complied with.
- Parts installed per overhaul manual.

13a. Certifies the items identified above were manufactured in conformity to:

- Approved design data and are in a condition for safe operation.  
 Non-approved design data specified in Block 12.

14a.

14 CFR 43.9 Return to Service  Other regulation specified in Block 12

Certifies that unless otherwise specified in Block 12, the work identified in Block 11 and described in Block 12 was accomplished in accordance with Title 14, Code of Federal Regulations, part 43 and in respect to that work, the items are approved for return to service.

13b. Authorized Signature:

13c. Approval/Authorization No.:

14b. Authorized Signature:

14c. Approval/Certificate No.:

MAMR190K

13d. Name (typed or Printed):

13e. Date (dd/mmm/yyyy):

14d. Name (Typed or Printed):

14e. Date (dd/mmm/yyyy):

Gary Main

29/Oct/2015

## User/Installer Responsibilities

It is important to understand that the existence of this document alone does not automatically constitute authority to install the aircraft engine/propeller/article. Where the user/installer performs work in accordance with the national regulations of an airworthiness authority different than the airworthiness authority of the country specified in block 1, it is essential that the user/installer ensures that his/her airworthiness authority accepts aircraft engine(s)/propeller(s)/article(s) from the airworthiness authority of the country specified in block 1. Statements in block 13a and 14a do not constitute installation certification. In all cases, aircraft maintenance records must contain an installation certification issued in accordance with the national regulations by the user/installer before the aircraft may be flown.

**M**
**MAXWELL'S MAGNETOS**  
 Maintenance Release  
 Serviceable Parts Tag

 The magneto described below was:  Inspected per app. Mfr. manual

 Repaired as necessary

 Overhauled per app. Mfr. manual

 201 Airport Road  
 Palm Coast, Fla. 32154

1-800-255-6805

 And tested in accordance with FAA regulations. Approved for return to  
 service. All parts used on work order # 4235 on record at this facility.

 MANUFACTURER  Bendix / TCM  Sisk

 Model # S6RSC-25P Serial # D06GA039

 Part # 10-500556-101 See AD compliance record dated 2015-22

 Notes CHG: A - A1

 Signed [Signature] Call/A&P 2703524 Date 10-26-15
**M**
**MAXWELL'S MAGNETOS**  
 Maintenance Release  
 Serviceable Parts Tag

 The magneto described below was:  Inspected per app. Mfr. manual

 Repaired as necessary

 Overhauled per app. Mfr. manual

 201 Airport Road  
 Palm Coast, Fla. 32154

1-800-255-6805

 And tested in accordance with FAA regulations. Approved for return to  
 service. All parts used on work order # 4235 on record at this facility.

 MANUFACTURER  Bendix / TCM  Sisk

 Model # S6RSC-25P Serial # D06GA014

 Part # 10-500556-101 See AD compliance record dated 2015-22

 Notes CHG: A - A1

 Signed [Signature] Call/A&P 2703524 Date 10-26-15

February 18<sup>th</sup> 2016


**N908SE Cirrus SR22 S/N 2135 Flight 1226.5 Hrs Hobbs 1425.4 Hrs**

Removed wing tips, removed Whelen strobe navigation light system and installed Whelen Orion LED strobe navigation light system (same TSO). Weight and Balance updated. Cleaned battery ground lug wire at battery #1. Removed cowling and installed TIT probe in left exhaust manifold at existing port. Wire probe to P100 connector and selector switch installed left of PFD to provide "LEFT-OFF-RIGHT." Cleaned engine, ground run performed and found satisfactory TIT operation; installed cowling.

**THIS AIRCRAFT, ENGINE AND PROPELLER HAS BEEN INSPECTED IAW FAA REGULATIONS AND IS APPROVED FOR RETURN TO SERVICE.**

**JIM BARKER, A&P/IA #2755069**

Aviation Resources, LLC  
101 Airport Ave Hangar 7  
Cumberland, WI 54829



715/822-5787 hangar  
715/491-1303 cell  
www.aviationvibes.com  
jim@aviationvibes.com

February 18<sup>th</sup> 2016


**N908SE Cirrus SR22 S/N 2135 Flight 1226.5 Hrs Hobbs 1425.4 Hrs**

Removed cowling. Cleaned magneto pressurization drain port of silicone. Removed cowling and installed TIT probe in left exhaust manifold at existing port. Wire probe to P100 connector and selector switch installed left of PFD to provide "LEFT-OFF-RIGHT." Replaced slave wastegate extension spring and arm hardware with new. Rigged wastegate clocking. Replaced right exhaust pipe support clamp with new. Secured left turbo support rod to #2 cylinder head. Repositioned right intercooler to induction elbow silicone hose coupling, secured. Cleaned engine, ground run performed and found satisfactory TIT operation; installed cowling.

**THIS AIRCRAFT, ENGINE AND PROPELLER HAS BEEN INSPECTED IAW FAA REGULATIONS AND IS APPROVED FOR RETURN TO SERVICE.**

**JIM BARKER, A&P/IA #2755069**

Aviation Resources, LLC  
101 Airport Ave Hangar 7  
Cumberland, WI 54829



715/822-5787 hangar  
715/491-1303 cell  
www.aviationvibes.com  
jim@aviationvibes.com

Model SR22  
S/N 2135  
Reg # N908SE

***Interstate Turbine Management***  
**6070 Perimeter Rd.**  
**North Charleston, SC 29406**

Date 05/16/16  
FLT 1239.7  
WO# 3530  
HOBBS 1441.4

Engine: Removed and reinstalled alternator, P/N 649304, S/N 011CA035, after repairs. Ground run up and leak check good. Cleaned and gapped spark plugs and reinstalled.




A&P 143663284 IA

DOUGLAS DUNCAN AVIATION LLC 100 TOWER DR HGR 6 GREENVILLE, SC 29607  
LOG ID# 10231 02-June-2016 AC TT 1245.2 HOBBS 1448.6  
N908SE S/N 2135 CIRRUS SR22 TN TACH 1245.2

Pg 1 / 1

DRAINED OIL; TOOK SAMPLE; REMOVED, INSPECTED, AND REPLACED OIL FILTER, P/N CH48108-1; SERVICED WITH  
7 QTS PHILLIPS X/C 20W50 OIL. LEAK CHECK: GOOD. ALL IAW CIRRUS SR22 MM 12-10.

  
BRIAN WENDT

Date

3178678 2-June-2016

Date: 9 Jan 2017

Aircraft # N908SE

Serial # 2135 / 689895

Tach: 1,285.3

Total Time: 1,285.3

SMOH:

Comments:

compression check completed Removed No# 6 cylinder for repair. Cylinder repaired Loth engineering work order 9353 reinstalled cylinder. remainder of compressions as follows #1=65 #2=68 #3=70 #4=62 #5=72 . Changed oil and filter replenished oil with phillips XC 20w50 8 qts. installed new filter 48108-1 inspected old element no metals found sample sent for analysis. Mag timing adjusted to 22 BTDC Airfilter cleaned and re-oiled. Installed New set of 12 URHB32E spark plugs. Installed oil hose kit. Installed new TIT probe right side. Ran engine for leak check and new cylinder check and hose kit. No leaks noted at this time all functions normal, op check ignition switch good. I certify this Engine has been inspected IAW and ANNUAL inspection and found to be airworthy at this time. Returned to services

Dennis Argelsinger AP3476651IA

*[Handwritten Signature]*  
AP3476651IA

**PROP**

**LOGS**



**HARTZELL**

# PROPELLER LOGBOOK

PROPELLER MODEL PHC-134F-IN/NT605B

PROPELLER S/N FP5068B

LOGBOOK # 1

**IMPORTA**  
 Please use c  
 Unreadable  
 Hartzell Pr  
**YOU MU**  
 to receive u  
 informatio

Manual 1  
 Company  
 Address  
 Part  
 Prop  
 Prop  
 Blade  
 Repl  
 Date  
 Is th

**HARTZELL PROPELLER INC**




INSPECTION

Part Number: J3F20501

Date: 8/25/2006

Work Order # M387100

Model Number PHC-J3YF-1N/N7605B						
Ass'y Ser No. FP5068B		Hydr Unit No. NA	Bulkhead No. NA		Valve No. NA	Dome No.
Blade 1 A0025	Blade 2 A0022	Blade 3 A0032	Blade 4	Blade 5	Blade 6	
Carton No.	Lbs.	Weight	Kilos	Height	Width	Length
Packing						
Comments: Deice Kit: NA I.D.S# 2556 7-31-06 12.4 L.P./S.L. @ 30" Radius Spinner Mounting Kit: A-2476-7						
Packing Certified By: P.D.				Date: 8/25/06		

Part Number	
	
18975-003	
PROPELLER/MOUNTING KIT ASSY, 78"-BLADE BLA	
Serial Number	
Receiver Number	
	
292645	

Qty: 1 PO #: 65326  
 Receipt Date 08/29/06

The approved design data for this propeller incorporates all changes required by applicable Airworthiness Directives.

# PROPELLER MAINTENANCE RECORD

Position one

Propeller Model PHC-337F-1N

Propeller S/N FP5068B

Blade Design N7605B

Blade S/N's

No. 1 A0025

No. 2 A0022

No. 3 A0032

No. 4 \_\_\_\_\_

No. 5 \_\_\_\_\_

No. 6 \_\_\_\_\_

PITCH RANGE

High/Feather \_\_\_\_\_

Start Lock \_\_\_\_\_

Low \_\_\_\_\_

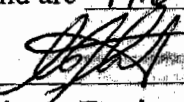

Reverse \_\_\_\_\_

Aircraft Manufacturer CIRRUS DESIGN

Aircraft Model S222

S/N 2135

Registration N9085E

Date	Propeller		A/C Hrs	Description of all operations pertaining to Airworthiness Directives, Service Documents, Overhaul, Major or Minor Repair, and Inspections.
	TSN	TSO		
30 AUG 06	0-0	00	0.2	I have Dynamically Balanced Propeller IAW Hartzell Propeller Owner's Manual 145 Rev. 3 Dated July 2006 Section 61-00-45 on <u>30 AUG 06</u> (DATE). The location of the Weight(s) are <u>70</u> degree And are <u>19.6</u> gram(s).   (Sign/Stamp) Cirrus Design Corporation, PC 338CE



**Avtech**

Fleming-Mason Airport (FGX) 7079 Airport Rd. Maysville, KY 41056 606-742-2084 [avtech@alltel.net](mailto:avtech@alltel.net)

**Propeller Entry N908SE:**

**Cirrus SR22 S/N 2135 Date: 11/6/06 Flight Hobbs: 83.0**

Performed the following maintenance/ repairs: Repaired cosmetic blemish on two blades, touch up paint with propeller paint. Perform an airplane run-up in accordance with Operational/Functional Check in Section CMM 5-30. After completing the Operational Check, perform a walk around to detect fluid leaks or other abnormalities, none noted.

A&P400087835

*bc*

PROP MODEL  
PHC-J3YF-1N  
PROP S/N: FP5068B  
REG NO 908SE  
WORK ORDER  
8075-12-2006

**Cirrus Design Factory Service Center**

Repair Station No. YD5R855Y  
4515 Taylor Circle  
Duluth, MN 55811  
Phone 218- 788-3101

DATE: 12/28/2006  
A/C TSN 224.1  
PROP TT: 224.1  
HOBBS: 224.1

**Prop Entries**

(35) Researched ADs through bi-weekly issue 2006-24. All ADs are in compliance at this time.

DATE: 12/28/2006

SIGNED:   
Aaron Holmgren  
Certified Repair Station No. YD5R855Y

Work Order: 8075-12-2006  
Printed by EBis 3 (datcomedia.com)

Date	Propeller TSN TSO	A/C Hrs	Description of all operations pertaining to Airworthiness Directives, Service Documents, Overhaul, Major or Minor Repair, and Inspections.
			<p style="text-align: center;"><b>HARTZELL</b></p> <p><b>HARTZELL SERVICE CENTER</b> 5485 W. St. Rt. 185 Piqua, Ohio 45356-2834 U.S.A.</p> <hr/> <p>11/07/06 S/N: FP5068B</p> <p>Disassembled, cleaned and inspected. Removed and replaced with new four N7605B blades. Installed new seals, assembled, set blade angles, lubricated, balanced and inspected propeller assembly. All work was performed in accordance with Hartzell manuals 113B-R32, 135F-R11, 202A ( Vol. 1-R30, Vol. 7-R29, Vol. 8-R28, Vol. 11-R29 ). TSN 105.7 TSO N/A Pertinent details of the repair are on file at this agency under work order R021341.----- -----END-----</p> <p><i>Mark Baker</i></p> <p>Mark Baker, Repairman # 2582389 Repair Station # SJ3R843L</p>

BLADE SERIAL #S


A0228


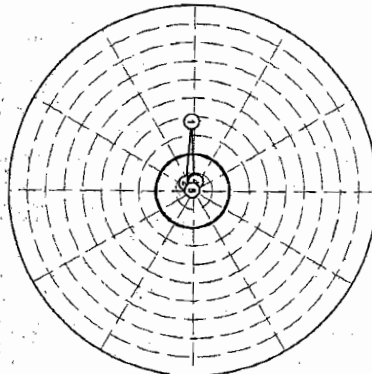
A0148

A0204

11/07/06 N908SE ACTT: 105.7  
Removed propeller S/N FP5068B. Reinstalled propeller S/N FP5068B IAW Hartzell manual 145. Ops check good no leaks found. Refer to Hartzell work order # RO21341 for work done.

*[Signature]* Repairman 2499648  
Hartzell Propeller Service Center  
Repair Station #SJ3R843L

Date	Propeller		A/C Hrs	Description of all operations pertaining to Airworthiness Directives, Service Documents, Overhaul, Major or Minor Repair, and Inspections.
	TSN	TSO		
				<p>PROP MODEL: PHC-J3YF-1N PROP S/N: FP5088B REG. NO: 908SE WORK ORDER: 8879-04-2007</p> <p> <b>Cirrus Design Factory Service Center</b> Repair Station No. YD5R855Y 4515 Taylor Circle Duluth, MN 55811 Phone: 218-788-3101</p> <p>DATE: 5/2/2007 A/C TSN: 361.5 PROP TT: 361.5 HOBBS: 361.5</p> <p><b>Prop Entries</b> (6) Performed propeller 100HR/Annual inspection At Hobbs of 361.2 Flight meter of 298.2 IAW cirrus mm chapter 5-20 and 5-30... (9) Researched ADs through bi-weekly issue 2007-08. all ADs are in compliance at this time... (18) Lubricated propeller hub IAW Hartzell Owners Manual 145 section Maintenance Practices... (19) Dressed out minor nicks and erosion from propeller blades IAW cirrus mm chapter 61-10 and Hartzell Owners manual section Maintenance Practices... (20) Conditioned propeller boots IAW standard maintenance practices... (74) I certify that this propeller has been inspected in accordance with a 100HR/Annual inspection and was determined to be in airworthy condition.</p> <p>I have reviewed the file on this aircraft and the accompanying discrepancy forms. The aircraft, airframe, aircraft engine, propeller, or appliance identified was repaired/inspected in accordance with current requirements of the Federal Aviation Administration and is approved for return to service. Pertinent details of repair are on file at this Certified Repair Station CRS YD5R855Y.</p> <p>DATE: 5/2/2007      SIGNED: <i>Charles O. Bernu</i>      Work Order: 8879-04-2007 Charles Bernu      Certified Repair Station No. YD5R855Y      Printed by EBIS 3 (datcomedia.com)</p>

		<p>330 Aviation Way Frederick, MD 21701 301-662-8156 CRS LC1R291K</p>	<p>N908SE Cirrus SR 22 TN 2135 511.9 Hrs Cont ID 550 N 42 688895 Hartzell PHC J3YF-1N S/N FP5088B Micro Vib II: SN:1177 Cal:08/21/2008 Initial: 0.374 IN/S @ 2510.1 RPM FRM: 0.013 IN/S @ 2496.9 RPM</p>	<p>Operator Date: 02/19/2009 <i>Jim Barker</i> Jim Barker A&amp;P 2755069</p>		<p><b>Operator Comments</b> Performed a dynamic propeller balance IAW FAA APPROVED Hartzell Service Instruction #145 and Chadwick Helmuth document AV 9511-2 dated 12 June 1980 using OSS Microvib II equipment. Initial balance of 0.374 IN/S @ 2510 RPM reduced to 0.013 IN/S @ 2497 rpm by installing AN hardware balance weight on spinner rear bulkhead. Jim Barker A&amp;P 2755069 Aviation 7 Cumberland, VA 54829 Ave Hangar 7 Hangar: 715 822 5787 Cell: 715 491 1303 Email: jim@aviationvb.com www.aviationvb.com</p>
		<p>Date: 8/15/2008; Aircraft: N908SE; Type: CIRRUS SR22; Hobbs: 529.10 Total Time: 429.30 Shop Order #: FDK-08-09040 CW Cirrus SA08-14 by inspection of prop blades per Hartzell HC-ASB-61-306. no defects noted.</p> <p><i>C. John Colaluca</i> C. John Colaluca for Encore Maintenance CRS LC1R291K</p>				

**Exec Air** LLC

Hilton Head Island Airport (HXD)

71 Summit Drive  
Hilton Head, SC 29926-3600  
(843) 681-4705  
info@ExecAirHiltonHead.com



Cirrus SR22  
S/N - 2135

**N908SE**

7/3/09

Hobbs: 643.20 F-544.3

1) Complied with 100 Hour propeller inspection per manufactures maintenance manual

D-Discrepancy, C/A-Corrective Action; C/W-Complied with; IAW-In accordance with; AMM-Aircraft Maintenance Manual P(S)/N-Part (Serial) Number RER-Removed and Replaced

This aircraft and/or component(s) indentified above were repaired and inspected in accordance with current Federal Aviation Regulations and were found Airworthy for return to service.

Gene Salazar, A&P 2652415

P  
r  
o  
p

**Exec Air LLC**  
Hilton Head Island Airport (HXD)

71 Summit Drive  
Hilton Head, SC 29926-3600  
(843) 681-4705  
cirushxd@gmail.com



Cirrus SR22  
S/N - 2135  
7/23-110

**N908SE**

Hobbs: 779.7, Flt-663.4

1) Complied with 100 Hour propeller inspection per manufactures maintenance manual

D-Discrepancy, C/A-Corrective Action, C/W-Complied with; IAW-In accordance with; AMM-Aircraft Maintenance Manual; P(S)/N-Part (Serial) Number RBR-Removed and Replaced

This aircraft and/or component(s) indentified above were repaired and inspected in accordance with current Federal Aviation Regulations and were found Airworthy for return to service.

Derek Edgerton 3165126 A&P

A handwritten signature in black ink, appearing to read "Derek Edgerton".

P  
r  
o  
p



AvDyne AeroServices, LLC

MAKE: Cirrus

DATE: 08/09/11

MODEL: SR22

WORKORDER: 11-08-001

SERIAL NO.: 2135

TOTAL TIME: 909.2

REGISTRATION NO.: N908SE

TAC TIME: 778.5


1. Completed annual inspection propeller in accordance with FAR 43 appendix "D".
2. Completed annual inspection per Cirrus maintenance manual.
3. AD's researched thru 08/09/2011.

//////////////////////////////////////END//////////////////////////////////////

This aircraft and or component identified above was repaired and inspected in accordance with current Federal Aviation Regulations and was found airworthy for return to service. Pertinent details of the repair are on file at agency under Work Order No.: 11-08-001

Date: 08/09/11

Signed: \_\_\_\_\_



For AvDyne AeroServices LLC CRS #Y7NR985Y



**LANDMARK**  
A V I A T I O N

330 Aviation Way  
Frederick, MD 21701  
301-662-8156  
CRS LC1R291K

Date: 9/07/2012; Aircraft: N908SE; Tach: 906.1

Shop Order #: S05-12-61127

Reapplied prop deice boot edge sealant. I certify that this prop has been inspected in accordance with a 100 hour inspection and has been approved for return to service.

---

C. John Coraluca for Landmark Aviation CRS LC1R291K



## DOMINION AVIATION

Date: 9/18/2013; Aircraft: 908SE; Type: CIRRUS SR-22; S/N: 2135; Hobbs: 1200.20; Tach: 1036.90; Total Time: 1036.90; Engine - Type: IO-550-N, S/N: 689895, Time: 1036.90; Prop - Type: , S/N:, Time: 1036.90

### \*\*\*\* PROPELLER \*\*\*\*

- Complied with the annual and 100 hour inspection in accordance with Dominion Aviation Services FORM 0100 which meets the requirements of FAR 43 appendix D and with reference to Cirrus SR22 maintenance manual chapter 5-20, page1-23.
- Checked and listed all applicable Airworthiness Directives using ATP revision dated 09/03/2013. Complied with the logbook research. Updated the computer profiles.
- Complied with 100 hour lubrication in reference to Cirrus SR22 maintenance manual chapter 12-00.
- Lubricated propeller in reference to Cirrus SR 22 maintenance manual chapter 12-00.
- Complied with 200 hour lubrication in reference Cirrus SR22 maintenance manual chapter 12-00.
- Complied with 300 hour lubrication in reference to Cirrus SR22 maintenance manual chapter 12-00.
- Complied with 500 hour lubrication in reference to Cirrus SR22 maintenance manual chapter 12-00.

I certify that this PROPELLER has been inspected in accordance with a/an ANNUAL/100HR inspection and was determined to be in airworthy condition. Details on file at this facility.

Inspector [Signature]

Date 091813

Work Order # 24580

Dominion Aviation CRS #ODAR018H  
7511 Airfield Drive  
Richmond, Virginia 23237  
(804) 271-7793



2601 Cessna Lane NW Kennesaw, GA 30144 770-427-4954  
LOG ID# 16270 16-October-2014 WO# 14398  
N908SE S/N 2135 CIRRUS SR22  
HOBBS 1126.5  
TTPROP 1126.5

\*\*\* PROPELLER LOG BOOK \*\*\*

SEE AIRCRAFT LOG FOR AD'S COMPLIED WITH DURING THIS ANNUAL. DRESSED PROPELLERS. I CERTIFY THAT THIS AIRCRAFT AND/OR ENGINE HAS BEEN INSPECTED IN ACCORDANCE WITH A/AN ANNUAL INSPECTION AND DETERMINED TO BE IN AIRWORTHY CONDITION.

MAINTENANCE RELEASE.

THIS AIRCRAFT, AIRFRAME, AIRCRAFT ENGINE, OR APPLIANCE IDENTIFIED ABOVE WAS REPAIRED AND INSPECTED IN ACCORDANCE WITH CURRENT MAINTENANCE RULES OF THE FEDERAL AVIATION REGULATIONS AND IS APPROVED FOR RETURN TO SERVICE FOR WORK PERFORMED UNDER WO#14398 AT REPAIR STATION DK7R795J. PERTINENT DETAILS OF THE REPAIR ARE ON FILE AT THIS REPAIR STATION.

  
Signed DK7R795J FOR DLK AVIATION, INC.




2601 Cessna Lane NW Kennesaw, GA 30144 770-427-4954  
 LOG ID# 16270 16-October-2014 WO# 14398  
 N908SE S/N 2135 CIRRUS SR22  
 HOBBS 1126.5  
 TTPROP 1126.5

Pg 1 / 1

\*\*\* PROPELLER LOG BOOK \*\*\*

SEE AIRCRAFT LOG FOR AD'S COMPLIED WITH DURING THIS ANNUAL. DRESSED PROPELLERS. I CERTIFY THAT THIS AIRCRAFT AND/OR ENGINE HAS BEEN INSPECTED IN ACCORDANCE WITH A/AN ANNUAL INSPECTION AND DETERMINED TO BE IN AIRWORTHY CONDITION.

MAINTENANCE RELEASE.  
 THIS AIRCRAFT, AIRFRAME, AIRCRAFT ENGINE, OR APPLIANCE IDENTIFIED ABOVE WAS REPAIRED AND INSPECTED IN ACCORDANCE WITH CURRENT MAINTENANCE RULES OF THE FEDERAL AVIATION REGULATIONS AND IS APPROVED FOR RETURN TO SERVICE FOR WORK PERFORMED UNDER WO#14398 AT REPAIR STATION DK7R795J. PERTINENT DETAILS OF THE REPAIR ARE ON FILE AT THIS REPAIR STATION.

*Donald L. Kenball*  
 Signed DK7R795J FOR DLK AVIATION, INC.

Propeller

Date: Nov 9 2015	Aircraft # N908SE	Serial # 2135/FP5068B
Tach: 1210.7	Total Time: 1210.7	SMOH:

Comments:

AD compliance in records. Completed 100 hour IAW Far 43 appendix D. I certify this propeller has been inspected IAW 100 hour inspection and and was determined to be in airworthy condition.

Dennis Argotsinger A&P3476651  
*Dennis Argotsinger*

Date	Propeller TSN TSO		A/C Hrs	Description of all operations pertaining to Airworthiness Directives, Service Documents, Overhaul, Major or Minor Repair, and Inspections.
18 NOV 2015	1210.7		1210.7	<p>100 HR/ANNUAL INSPECTION C/W THIS DATE REF FAR 43 APPENDIX D. SCOPE AND DETAIL INSPECTION. ALL AD'S CHECKED TO DATE I CERTIFY THAT THIS PROPELLER HAS BEEN INSPECTED IAW 100 HR/ANNUAL INSPECTION AND WAS FOUND TO BE IN AN AIRWORTHY CONDITION</p>
				<p>GARY DAVY Gary Davy A4P1671936 IA</p>




9/14/2017			C/W 2655AR 43 Appendix D I certify this
1285.3	1285.3		Propeller has BEEN inspected IAW FAR 43 Appendix
			D IAW Annual Inspection and was found to
			BE Airworthy at this time. Denis Hughes/PT 3176
			(END)